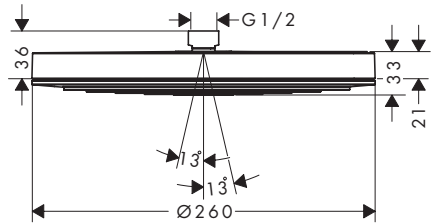
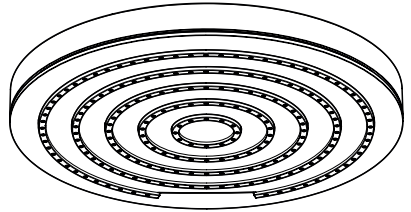


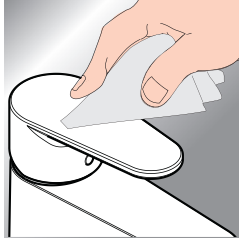

hangrohe

EN Instructions for use / assembly instructions

DE Gebrauchsanleitung / Montageanleitung



Pulsify S 260 1jet
24141XX9

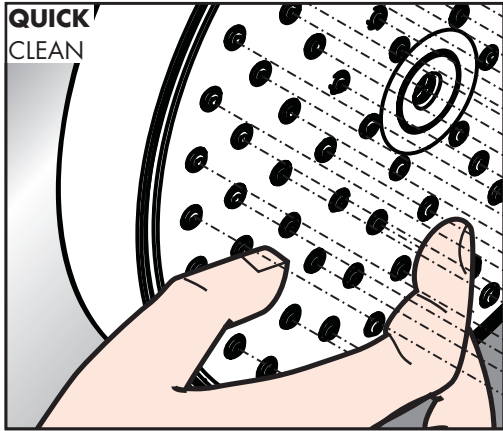


*www.hansgrohe.com/warranty



EN Cleaning recommendation / Warranty / Contact

DE Reinigungsempfehlung / Garantie / Kontakt



EN Just clean: simply rub over the spray nozzles to remove lime scale.

DE Einfach sauber: Kalk lässt sich von den Noppen ganz leicht abrubbeln.

	P max. 0,6 MPa 6 bar	0,15 - 0,4 MPa 1 - 4 bar	
	T max. 60 °C	< 50 °C	

