hansgrohe

DE Montageanleitung
FR Instructions de montage
EN Assembly instructions
IT Istruzioni per Installazione
ES Instrucciones de montaje
NL Handleiding
DK Monteringsvejledning
PT Manual de Instalación
PL Instrukcja montażu
CS Montážní návod
SK Montážny návod
ZH 组装说明
RU Инструкция по монтажу
FI Asennusohje
SV Monteringsanvisning
LT Montavimo instrukcijos
HR Uputstva za instalaciju
RO Instrucțiuni de montare
EL Οδηγία συναρμολόγησης
SL Navodila za montažo
ET Paigaldusjuhend
LV Montāžas instrukcija
SR Uputstvo za montažu
NO Montasjeveiledning
BG Инструкция за употреба
JP 施工説明書
UA Інструкція по збірці
AR تعليمات التجميع
TR Montaj kılavuzu
HU Szerelési útmutató
HE הוראות הרכבה

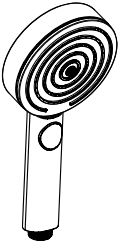

Pulsify S 105 3jet Activation EcoSmart
24101XX0
Pulsify Blend 105 3jet Activation EcoSmart
24104000

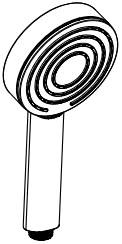

Pulsify S 105 1jet EcoSmart+
24121XX0
Pulsify Blend 105 1jet EcoSmart+
24124XX0

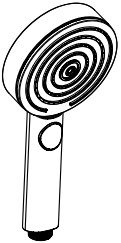

Pulsify S 105 3jet Relaxation EcoSmart
24111XX0
Pulsify Blend 105 3jet Relaxation EcoSmart
24114000
Pulsify Planet Edition 105 3jet Relaxation EcoSmart+
26077210

www.hansgrohe.com/cleaning-recommendation

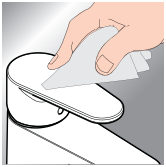

*www.hansgrohe.com/warranty

DE Reinigungsempfehlung / Garantie / Kontakt

FR Recommandation pour le nettoyage / Garanties / Contact

EN Cleaning recommendation / Warranty / Contact

IT Raccomandazione di pulizia / Garanzia / Contatto

ES Recomendaciones para la limpieza / Garantía / Contacto

NL Aanbevelingen inzake reiniging / Garantie / Contact

DK Rengøringsvejledning / Garanti / Kontakt

PT Recomendações de limpeza / Garantia / Contacto

PL Zalecenie dotyczące pielęgnacji / Gwarancja / Kontakt

CS Doporučení k čistění / Záruka / Kontakt

SK Odporúčania pre čistenie / Záruka / Kontakt

ZH 清洁指南 / 担保 / 接触

RU Рекомендации по очистке / Гарантия / Контакты

FI Puhdistussuositus / Takuu / Kosketus

SV Rengöringsrekommendationer / Garanti / Contacto

LT Valymo rekomendacijos / Garantija / Kontaktai

HR Preporuke za čišćenje / Garancija / Kontakt

RO Recomandări pentru curățare / Garanție / Contact

EL Σύσταση καθαρισμού / Εγγύηση / επαφή

SL Priporočilo za čiščenje / Garancija / Kontakt

ET Puhastussoovitused / Garantii / Kontakt

LV Tīrīšanas ieteikumi / Garantija / Kontakti

SR Preporuke za čišćenje / Garancija / Kontakt

NO Anbefaling for rengjøring / Garanti / Kontakt

BG Препоръка за почистване / Гаранция / Контакт

JP お手入れの方法 / 保証について / ご連絡先

UA Рекомендації з чищення / Гарантія / контакт

AR توصيات التنظيف / الضمان / اتصال

TR Temizleme önerisi / Garanti / Temas Garanti belgesi ve koşulları için www.hansgrohe.com.tr web sitesini ziyaret ederek; dijital garanti belgenize ulaşabilirsiniz.

HU Tisztítási tanácsok / Garancia / érintkezés

HE המלצות לניקוי / אחריות / איש קשר

Service

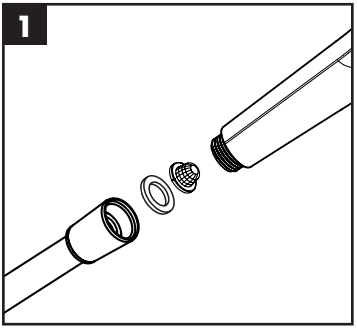

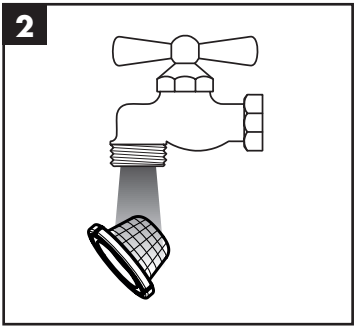

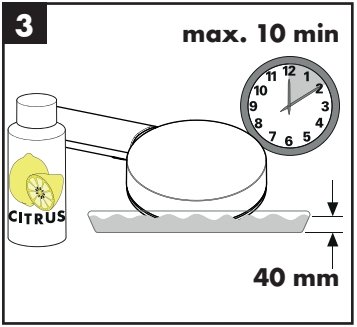

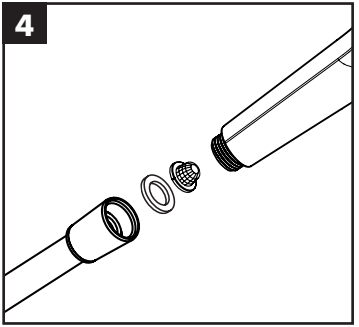

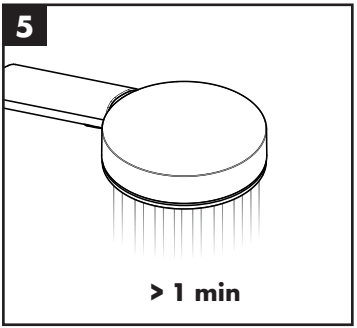

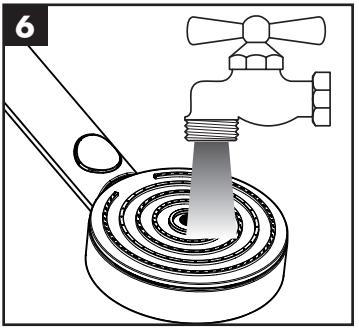

DE Einfach sauber: Kalk lässt sich von den Noppen ganz leicht abrubbeln.

FR La propreté en toute simplicité: les dépôts formés sur les buses élastiques en silicone s'éliminent par un simple passage de la main.

EN Just clean: simply rub over the spray nozzles to remove lime scale.

IT Facile da pulire: Il calcare viene eliminato semplicemente dagli ugelli elastici in silicone.

ES Fácil aseo: La cal se puede retirar sencillamente frotando con los dedos de las toberas elásticas de silicona.

NL Eenvoudig schoon: Kalk kan eenvoudig van de noppen worden gewreven.

DK Enkel rengøring: Det er let at fjerne kalkaflejringer fra stråledyserne.

PT Simplesmente limpo: o calcário pode ser simplesmente retirado das saliências através de fricção.

PL Po prostu czysto: Pęczki można całkiem łatwo oczyścić z kamienia.

CS Jednoduše čisté: Vapenné usazeniny můžete z nopků snadno odstranit otřením.

SK Jednoducho čistý: Vodný kameň sa dá zo štetín celkom ľahko odstrániť.

ZH 清洁: 只需要揉搓花洒表面的出水孔即可去除水垢.

RU Простота чистки: известь очень легко стирается с утолщений.

FI Yksinkertaisesti puhdas: kalkin voi helposti hieroa irti nypyistä.

SV Enkelt att göra rent: det är lätt att ta bort kalk från nopporna.

LT Paprasta švara: kalkės lengvai nugrandomos nuo kilpos.

HR Jednostavno čisto: Kamenac se sasvim lako uklanja s izbočina.

RO Pur și simplu curat: Calcarul se îndepărtează ușor de pe noduri prin frecare.

EL Απλά τέλεια καθαριότητα: Τα άλατα μπορούν να αφαιρεθούν με μεγάλη ευκολία από τα στόμια.

SL Preprosto čisto: apnenec se z lahkoto podrgne z vozličkov.

ET Lihtsalt puhas: lupja saab nuppudelt lihtsalt maha hõõruda.

LV Vienkārša tīrīšana: kaļķis no izvirzījumiem ir viegli norubināms.

SR Jednostavno čisto: Kamenac se sasvim lako skida sa izbočina.

NO Simpel rengjøring: Ved å gnikke er det lett å fjerne kalk fra nuppene.

BG Просто чисто: Варовикът лесно може да се изтърси от удебеленията.

JP 簡単に清掃: カルキはノズル部をこすることで簡単に除去できます.

UA Просте очищення: потріть розпилювальні форсунки, щоб видалити вапняний наліт.

AR إنه سهل التنظيف، حيث يسقط الجير بسهولة شديدة من الأجزاء الناتئة.

TR Sadece temiz: Kireç, düğümlerle kolayca ovalanabilir.

HU Egyszerűen tiszta: a vízkő egészen könnyen ledörzsölhető a csomókról.

HE צריך פשוט לנקות: שפשף את פיות ההתזה כדי להרחיק אבנית.







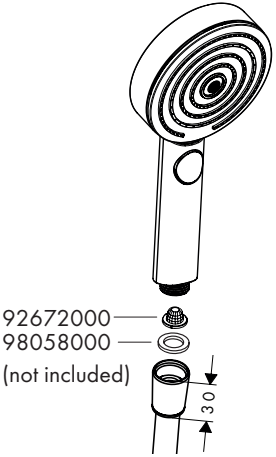
92672000
98058000
(not included)
30

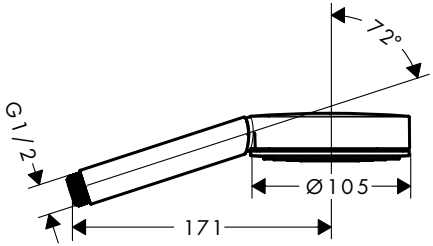
72°
G1/2
Ø105
171

P	max. 0,6 MPa 6 bar	**24101XX0** **24111XX0** 0,16 - 0,4 MPa 1,6 - 4 bar	**24104000** 0,15 - 0,4 MPa 1,5 - 4 bar **24114000** 0,12 - 0,4 MPa 1,2 - 4 bar	**24121XX0** **24124XX0** **26077210** 0,1 - 0,4 MPa 1 - 4 bar
T	max. 60 °C	< 50 °C		

24101XX0 / 24111XX0

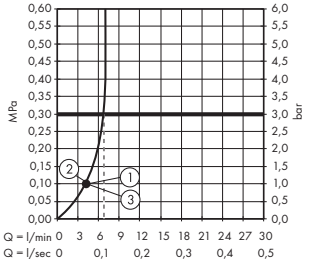

24114000

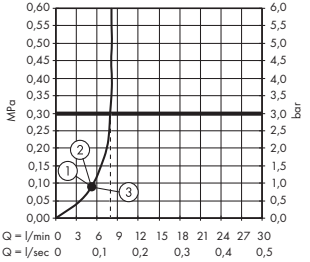

24104000

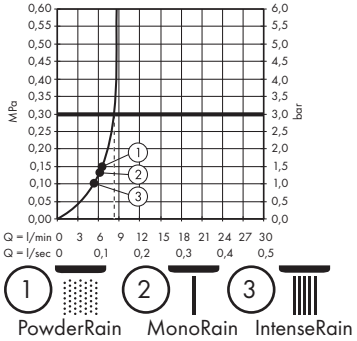

24121XX0 / 24124XX0

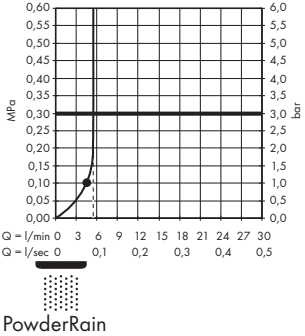

26077210

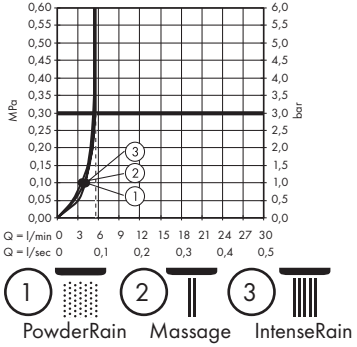

	P-IX	DVGW
24101XX0	P-IX 38759/IZ	DM0737
24104000	P-IX 17564/IZ	
24111XX0	P-IX 38760/IZ	DM0737
24114000	P-IX 17566/IZ	
24121XX0	P-IX 17568/IZ	DM0737
24124XX0		
26077210	P-IX 38516/IZ	DM0737

Eliminação (only for Portugal)
O papel e o cartão, bem como o plástico, devem ser eliminados separadamente nos sistemas de eliminação previstos para estes materiais.

hansgrohe
Hansgrohe · Auestraße 5 - 9 · D-77761 Schiltach
Telefon +49 (0) 78 36/51-1282 · Telefax +49 (0) 7836/511440
E-Mail: info@hansgrohe.com · Internet: www.hansgrohe.com

05/2025
9.07491.06