

Montageanleitung



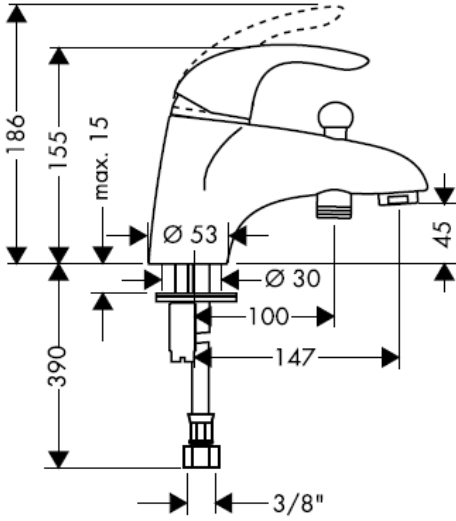
Focus E
31751000



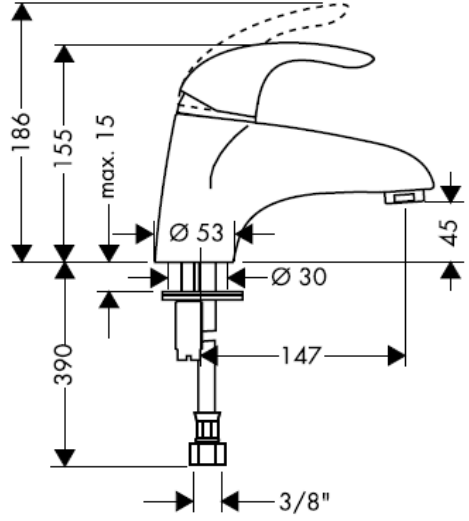
Focus E
31752000

hansgrohe

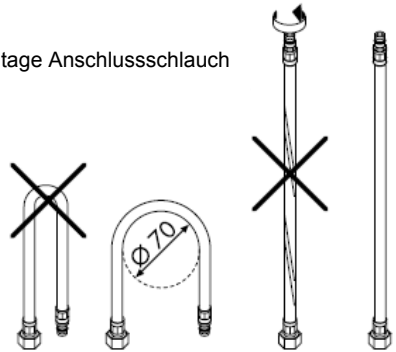
Focus E
31751000

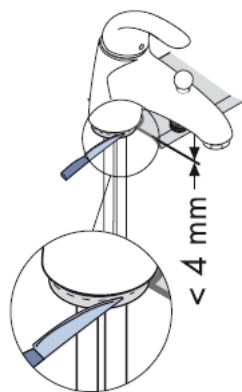
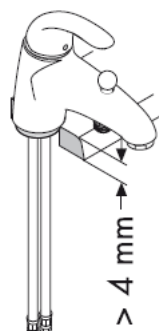
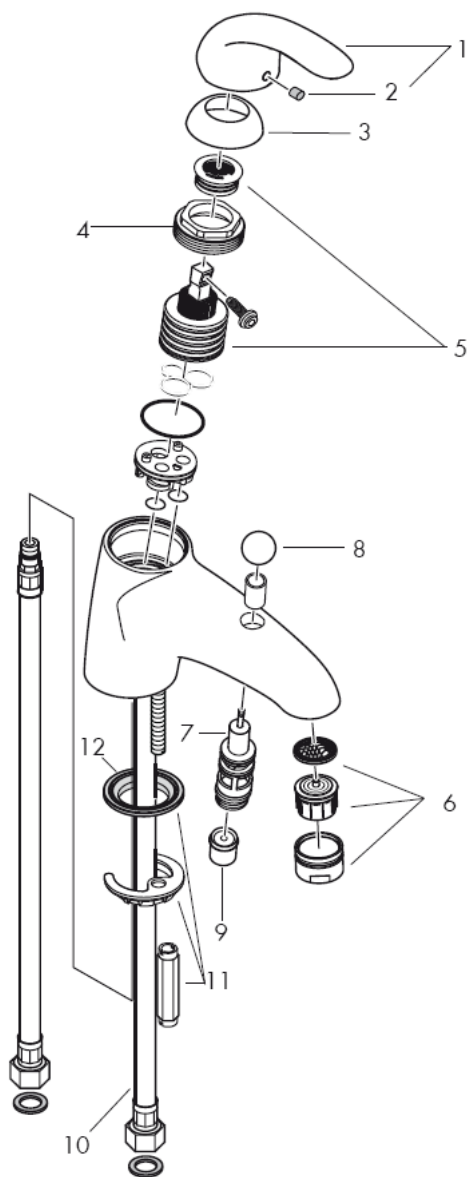


Focus E
31752000



Montage Anschlusschlauch






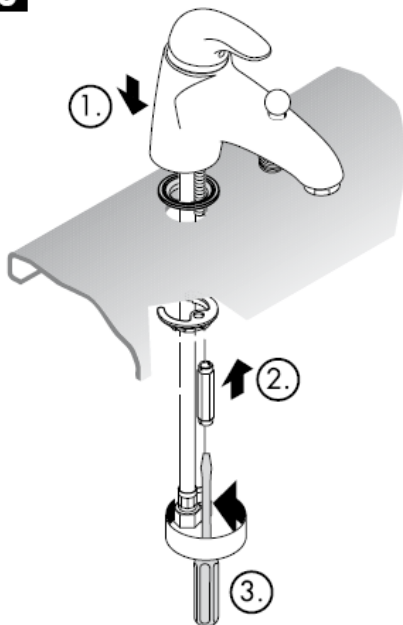
1

Zulaufleitungen fachgerecht durchspülen.
Installation nach DIN 1988

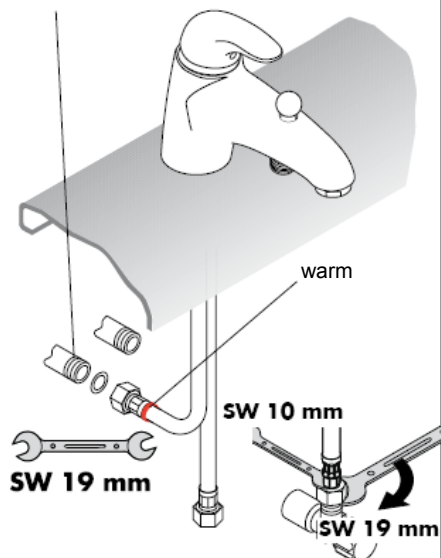
ACHTUNG! Um die Anschluss-Schläuche
überprüfen zu können, muss eine
Revisionsöffnung vorhanden sein.

2

Ø 35 mm


3**4**

Anschluss muss für Flachdichtung
geeignet sein



Achtung! Die Armatur muss nach den gültigen Normen montiert, gespült und geprüft werden!

Bedienung

Durch Anheben des Griffes wird der Mischer geöffnet.
 Schwenkung nach links = warmes Wasser.
 Schwenkung nach rechts = kaltes Wasser.
 32420000: Umstellen zur Handbrause durch Ziehen am runden Knopf auf der Oberseite des Auslaufs. Die Rückstellung erfolgt nach Schließen des Griffes automatisch.

Technische Daten

Betriebsdruck: max 1 MPa
 Empfohlener Betriebsdruck: 0,1 – 0,5 MPa
 Prüfdruck: 1,6 MPa
 (1 MPa = 10 bar = 147 PSI)
 Heißwassertemperatur: max 80° C
 Empfohlene Heißwassertemperatur: 65° C
 Durchflussleistung: ca. 22 l/min 0,3 MPa
 Eigensicher gegen Rückfließen

Einhandmischer mit Warmwasserbegrenzung, Justierung siehe Seite _1b.
 In Verbindung mit Durchlauferhitzern ist eine Warmwassersperre nicht notwendig.

Hansgrohe Einhandmischer können in Verbindung mit hydraulisch und thermisch gesteuerten Durchlauferhitzern eingesetzt werden wenn der Fließdruck mindestens 0,15 MPa beträgt.

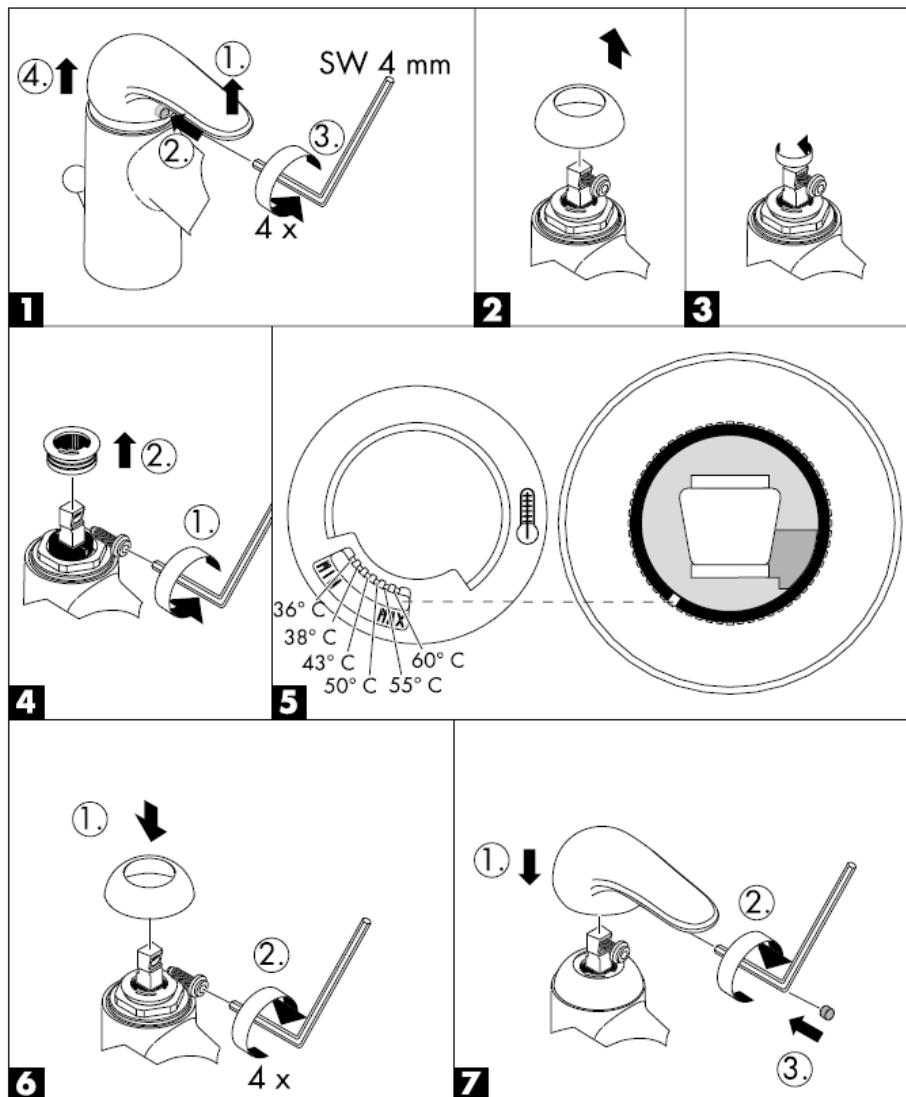
Serviceteile siehe Seite 3

1	Griff	31791000
2	Griffstopfen	96338000
3	Kugelrosette	94192000
4	Mutter	94194000
5	Kartusche kpl.	92730000
6	Luftsprudler kpl.	96512000
7	Umsteller kpl.	94077000
8	Zugknopf	94078000
9	Rückflussverhinderer	94074000
10	Anschlussschlauch	96507000
11	Schaftbefestigung kpl.	96016000
12	Dichtung	97608000

Prüfzeichen

	DVGW	P-IX	SVGW	ACS	NF	WRAS	KIWA
31751000				X	X		
31752000							

Warmwasserbegrenzung: Warmwassertemperatur 60 C, Kaltwassertemperatur 10 C, Fließdruck 0,3 MPa.



hansgrohe

Hansgrohe · Postfach 1145 · D-77761 Schiltach · Telefon +49 (0) 78 36/51-1282 · Telefax +49 (0) 7836/511440
E-Mail: info@hansgrohe.com · Internet: www.hansgrohe.com

10/2008
9.05755.01
Deutsch

Instructions de montage



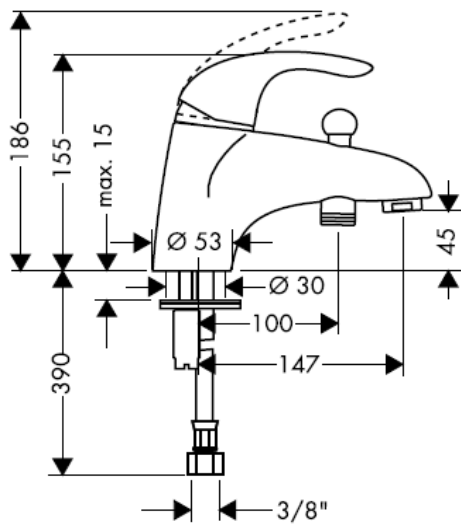
Focus E
31751000



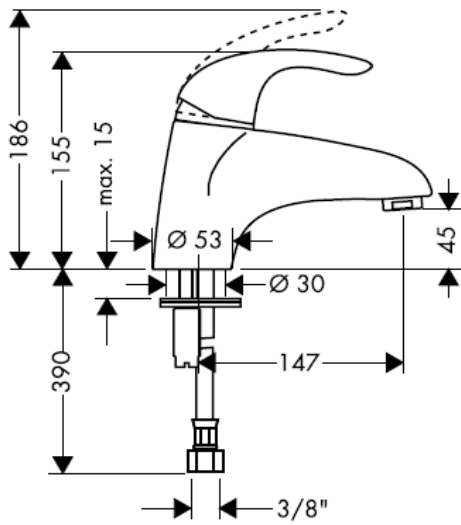
Focus E
31752000

hansgrohe

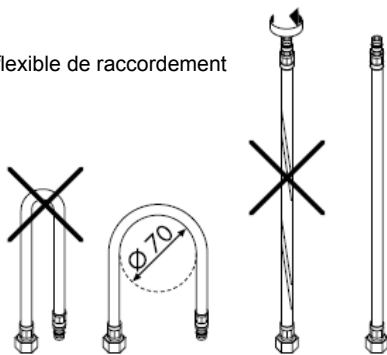
Focus E
31751000

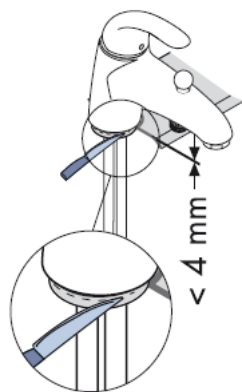
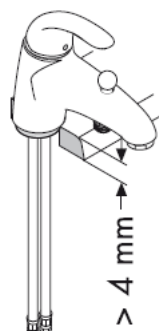
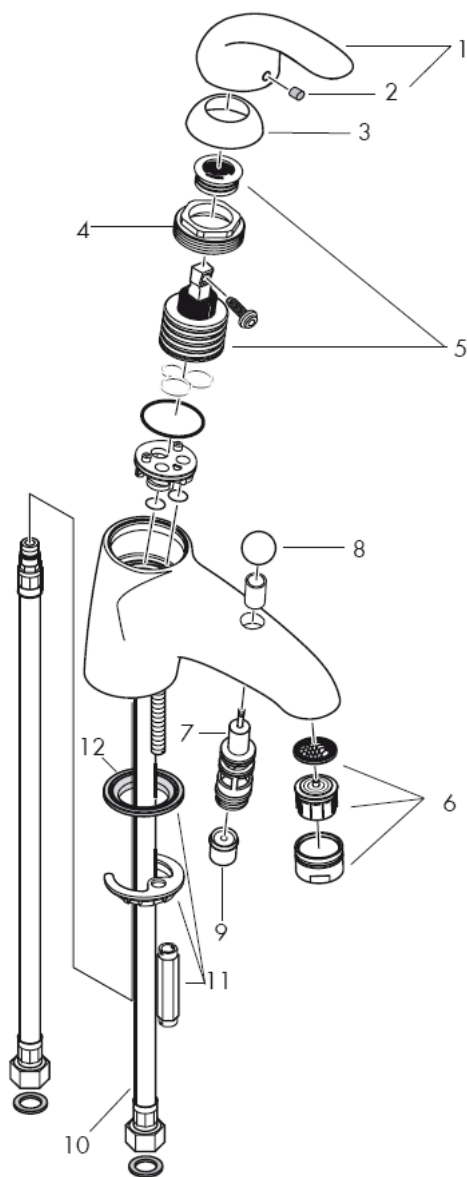


Focus E
31752000



Montage flexible de raccordement






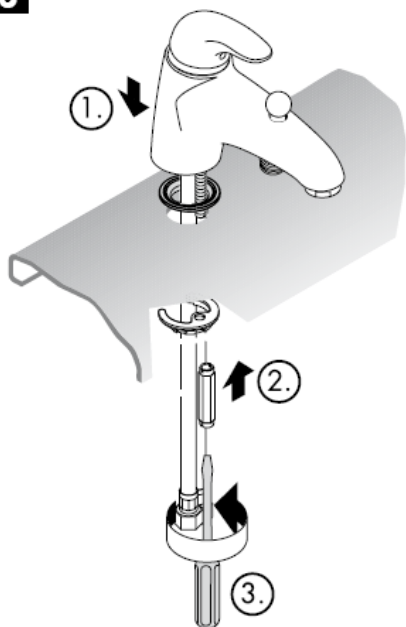
1

Purger les conduites d'alimentation.
Installation selon DIN 1988

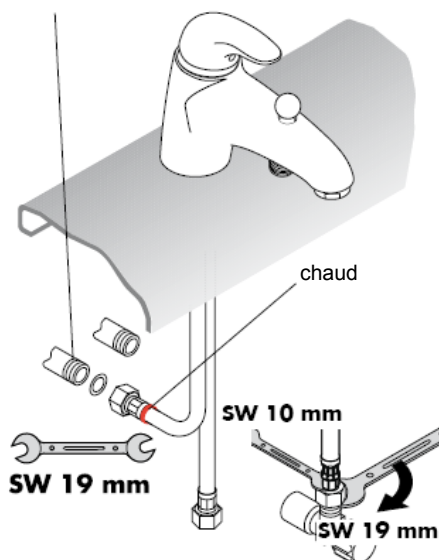
ATTENTION! Pour des travaux d'entretien
prévoir obligatoirement une trappe de
visite.

2

Ø 35 mm

**3****4**

Le type du raccordement doit être
prevu pour des rondelles d'étanchéité.



Attention! La robinetterie doit être installée, rincée et contrôlée conformément aux normes valables!

Instructions de service

En levant ou baissant l'étrier de commande on actionne l'ouverture ou la fermeture du mitigeur. Tournant sur la droite = eau froide, tournant sur la gauche = eau chaude.
 32420000: Pour l'inversion vers la douchette tirer le bouton au-dessus du bec. L'inverseur revient automatiquement après la fermeture d'eau.

Informations techniques

Pression de service autorisée: max 1 MPa
 Pression de service conseillée: 0,1 – 0,5 MPa
 Pression maximum de contrôle: 1,6 MPa
 (1 MPa = 10 bars = 147 PSI)
 Température max. d'eau chaude: max 80° C
 Température recommandée: 65° C
 Débit: ca. 22 l/min 0,3 MPa
 Avec dispositif anti-retour

Mitigeur avec limitation de la température: consulter la page _1b pour le réglage
 Une limitation de la température n'est pas nécessaire quand le mitigeur est alimenté par un chauffe-eau instantané.

Les mitigeurs monocommandes Hansgrohe fonctionnent également en association à des chauffe-eau à commande hydraulique ou thermique à condition que la pression soit au minimum de 0,15 MPa.

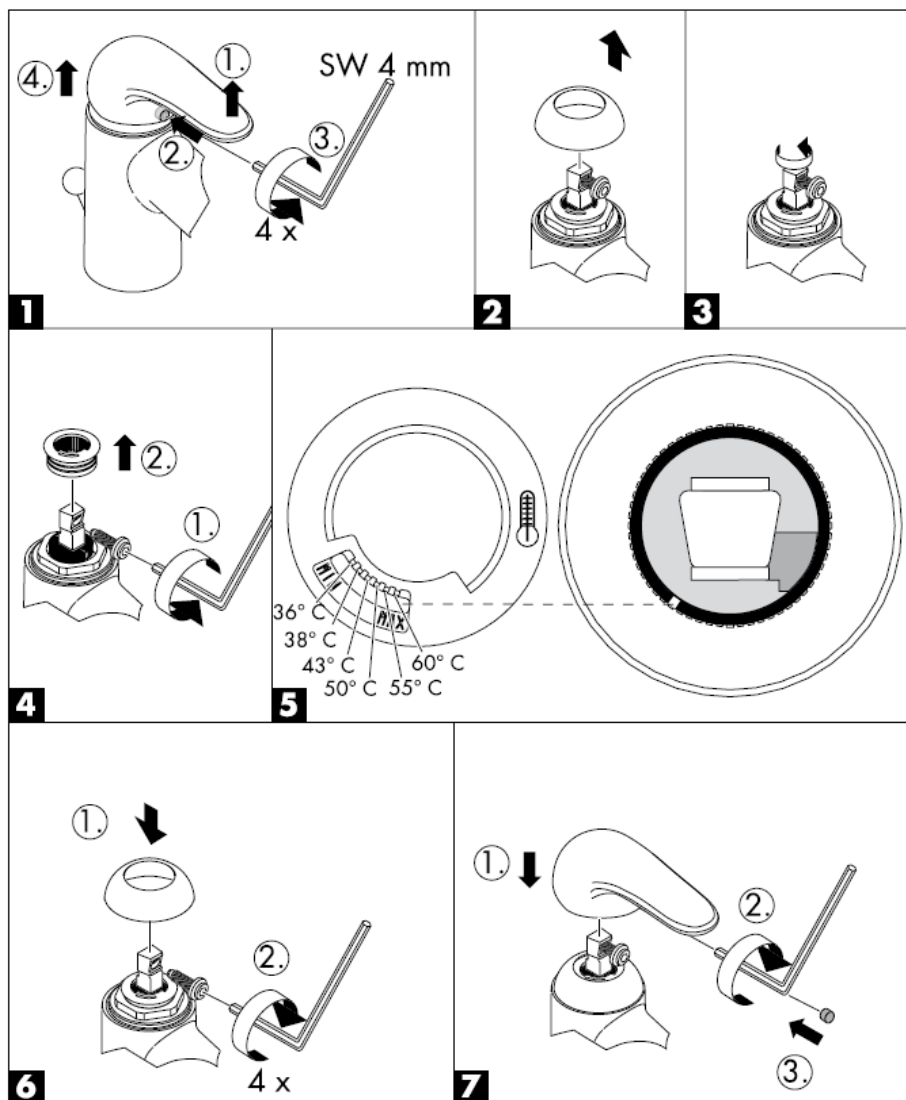
Pièces détachées voir pages 3

1	poignée	31791000
2	cache vis	96338000
3	rosace	94192000
4	écrou	94194000
5	cartouche cpl.	92730000
6	aérateur cpl.	96512000
7	inverseur cpl.	94077000
8	bouton d'inverseur	94078000
9	non return valve	94074000
10	flexible de raccordements	96507000
11	fixation cpl.	96016000
12	joint	97608000

Classification acoustique et débit

	DVGW	P-IX	SVGW	ACS	NF	WRAS	KIWA
31751000				X	X		
31752000							

Limiteur d'eau chaude: Température d'eau chaude 60 C, Température d'eau froide 10 C, Pression dynamique 0,3 MPa.



hansgrohe

Hansgrohe · Postfach 1145 · D-77761 Schiltach · Telefon +49 (0) 78 36/51-1282 · Telefax +49 (0) 7836/511440
E-Mail: info@hansgrohe.com · Internet: www.hansgrohe.com

10/2008
9.05755.01
Français

assembly instructions



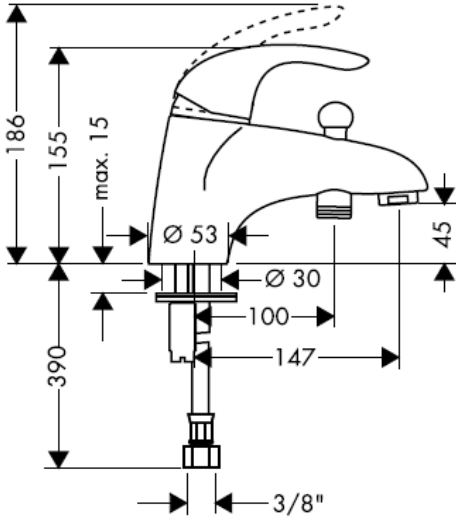
Focus E
31751000



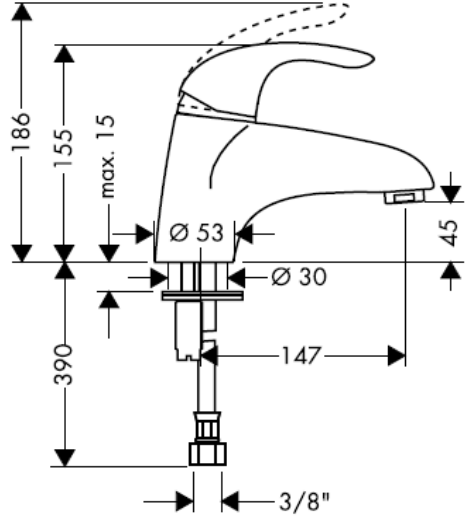
Focus E
31752000

hansgrohe

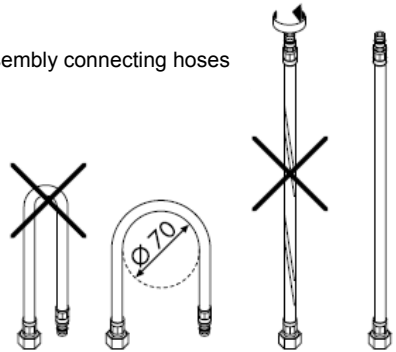
Focus E
31751000

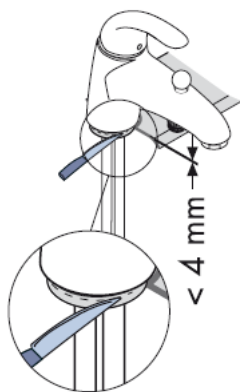
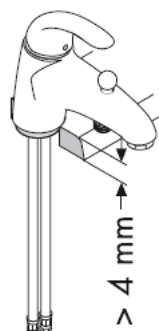
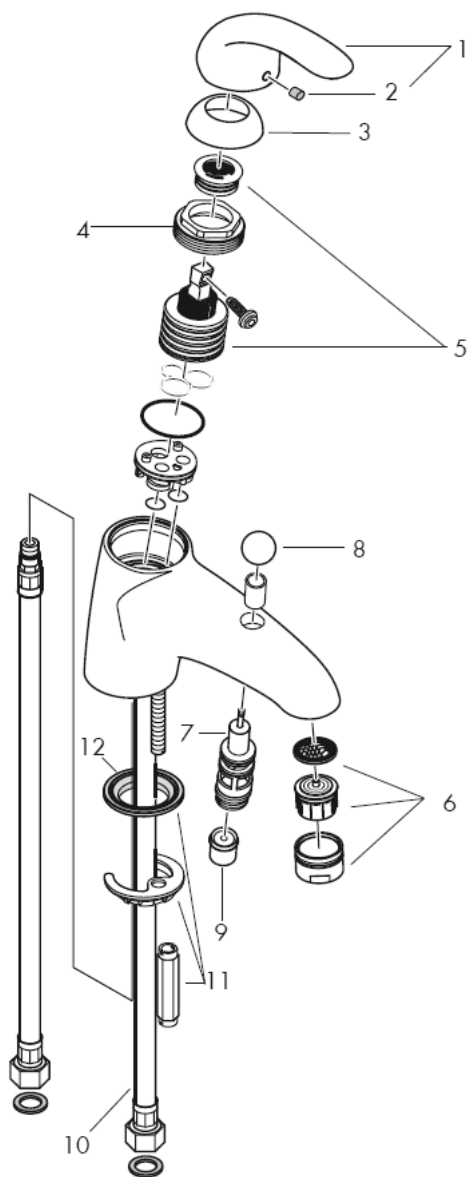


Focus E
31752000



Assembly connecting hoses






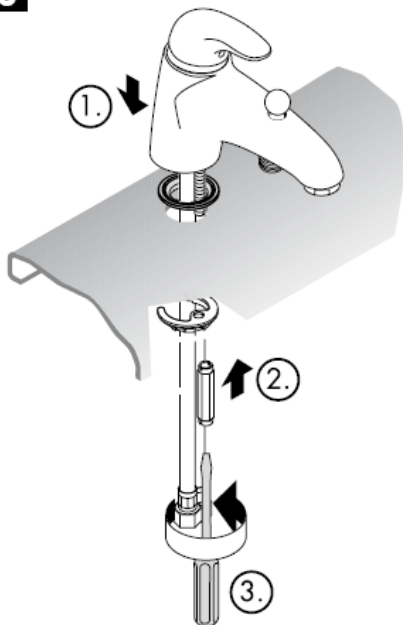
1

Flush through the supply pipes.
Installation to DIN 1988

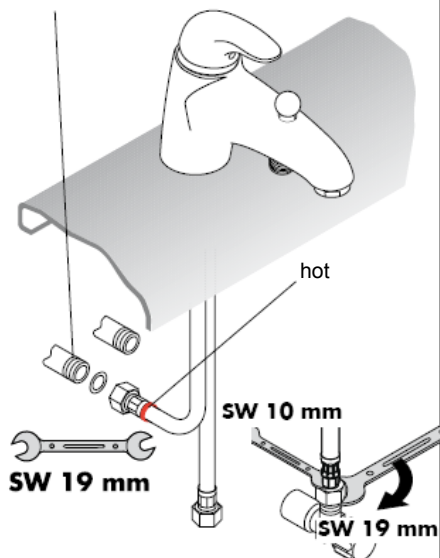
IMPORTANT! There must be an access
door for maintenance.

2

Ø 35 mm

**3****4**

Connection must be suitable for
gasket



Important! The fitting must be installed, flushed and tested after the valid norms!

Operation

The mixer is activated by lifting the lever handle. Turning to the left = warmer water, turning to the right = cooler water. 32420000: The flow is changed from bath to shower function by pulling the knob at the upper side of the spout. After shutting off the water flow, the mixer returns automatically to the bath function.

Technical Data

Operating pressure: max 1 MPa
 Recommended operating pressure: 0,1 – 0,5 MPa
 Test pressure: 1,6 MPa
 (1 MPa = 10 bars = 147 PSI)
 Hot water temperature: max 80° C
 Recommended hot water temp.: 65° C
 Rate of flow: ca. 22 l/min 0,3 MPa
 anti-pollution function

To adjust the hot water limiter on single lever mixers, please see page _1b. No adjustment is necessary when using a continuous flow water heater.

Hansgrohe single lever mixers can be used together with hydraulically and thermally controlled continuous flow heaters if the flow pressure is at least 0,15 MPa.

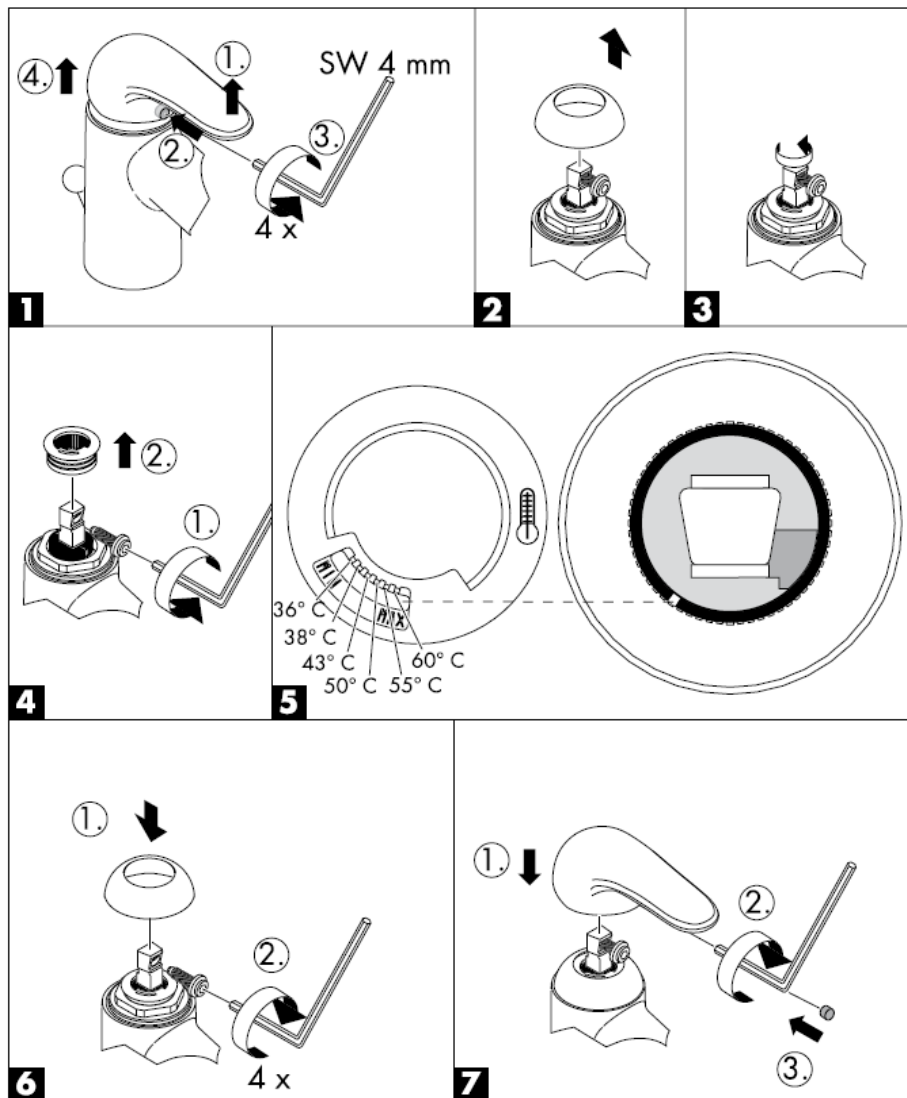
Spare parts see page 3

1	handle	31791000
2	screw cover	96338000
3	flange	94192000
4	nut	94194000
5	cartridge cpl.	92730000
6	aerator cpl.	96512000
7	selector assy	94077000
8	diverter knob	94078000
9	non return valve	94074000
10	connection hose	96507000
11	fixing set	96016000
12	seal	97608000

Test certificate

	DVGW	P-IX	SVGW	ACS	NF	WRAS	KIWA
31751000				X	X		
31752000							

Hot water limiter: hot water temperature 60 C, cold water temperature 10 C, flow rate 0,3 MPa.



hansgrohe

Hansgrohe · Postfach 1145 · D-77761 Schiltach · Telefon +49 (0) 78 36/51-1282 · Telefax +49 (0) 7836/511440
E-Mail: info@hansgrohe.com · Internet: www.hansgrohe.com

10/2008
9.05755.01
English

Istruzioni per Installazione



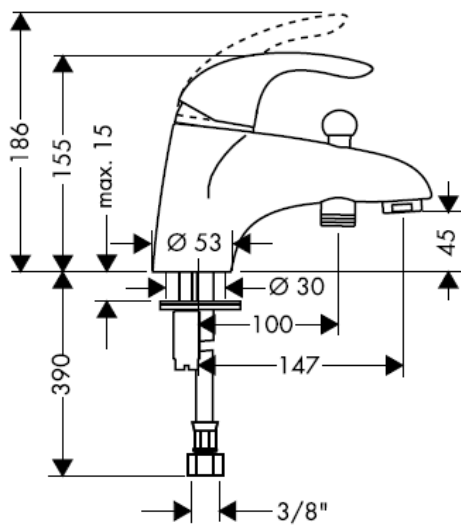
Focus E
31751000



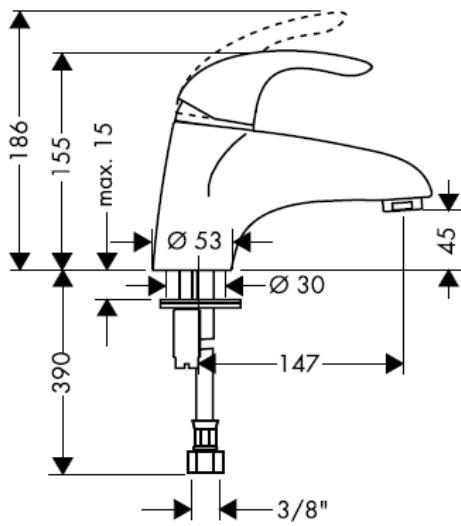
Focus E
31752000

hansgrohe

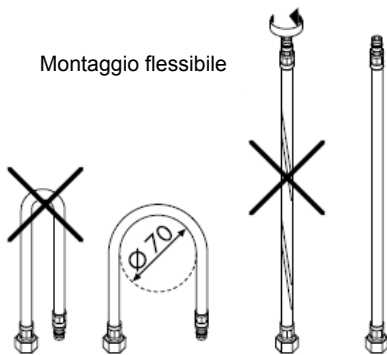
Focus E
31751000

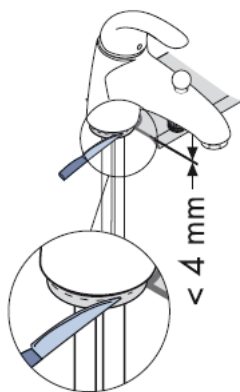
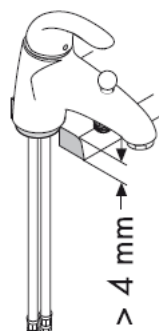
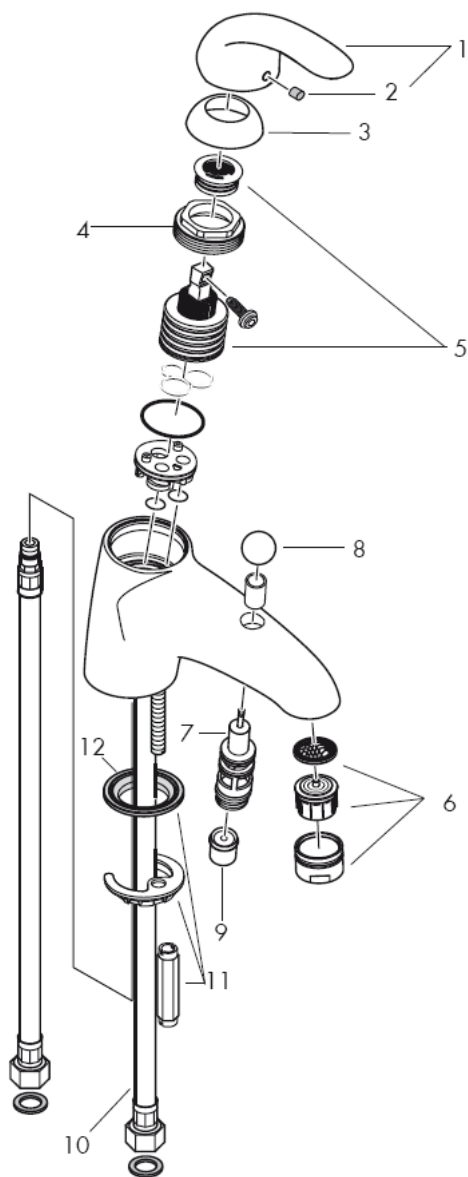


Focus E
31752000



Montaggio flessibile






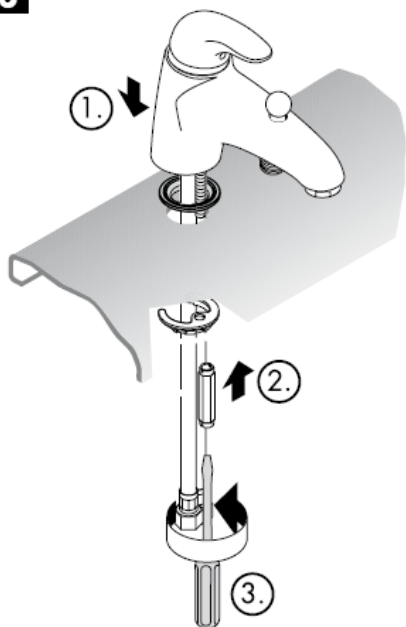
1

Collegare le uscite principali.
Installazione secondo norma DIN 1988

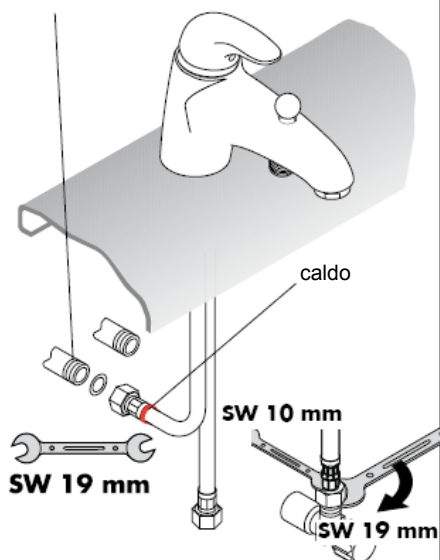
ATTENZIONE: è necessaria un accesso di ispezione per la manutenzione.

2

Ø 35 mm

**3****4**

L'attacco deve essere adatto per la guarnizione piatta



Attenzione! La rubinetteria deve essere installata, pulita e testata secondo le istruzioni riportate!

Procedura

Il miscelatore si apre tirando la maniglia a forma di staffa.

Rotazione verso sinistra = acqua calda,
rotazione verso destra = acqua fredda.

32420000: Il flusso è cambiato dall'erogazione vasca alla funzione doccia tirando il pomello del deviatore sulla parte alta della bocca del miscelatore. Dopo avere chiuso l'acqua il miscelatore ritorna automaticamente all'erogazione vasca.

Dati tecnici

Pressione d'uso: max 1 MPa
 Pressione d'uso consigliata: 0,1 – 0,5 MPa
 Pressione di prova: 1,6 MPa
 (1 MPa = 10 bar = 147 PSI)
 Temperatura dell'acqua calda: max 80° C
 Temp. dell'acqua calda consigliata: 65° C
 Portata di erogazione: ca. 22 l/min 0,3 MPa
 Sicurezza antiriflusso

Regolazione del limitatore di erogazione di acqua calde dei miscelatori monocomando, vedere pagina _1b.

In combinazione con le caldaie istantanee, il limitatore di erogazione di acqua calda non è necessario.

I miscelatori Hansgrohe possono venire usati con caldaie a "bassa pressione" se la pressione del flusso è almeno di 0,15 MPa.

Parti di ricambio vedi pagg. 3

1	maniglia	31791000
2	tappino	96338000
3	cappuccio	94192000
4	ghiera di fissaggio	94194000
5	cartuccia completa	92730000
6	rompigetto compl.	96512000
7	deviatore completo	94077000
8	pomello deviatore	94078000
9	valvola antiriflusso	94074000
10	raccordo flessibile	96507000
11	set di fissaggio compl.	96016000
12	guarnizione	97608000

Segno di verifica

	DVGW	P-IX	SVGW	ACS	NF	WRAS	KIWA
31751000				X	X		
31752000							

Instrucciones de montaje



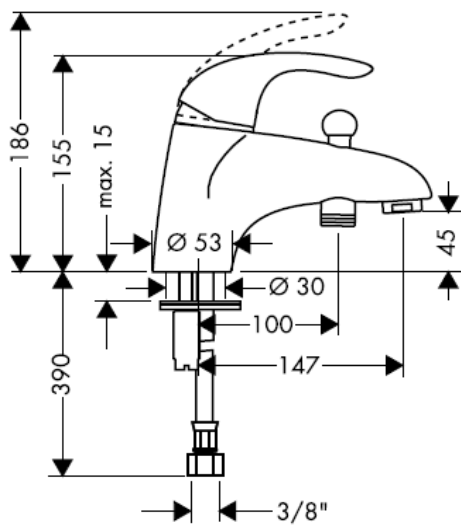
Focus E
31751000



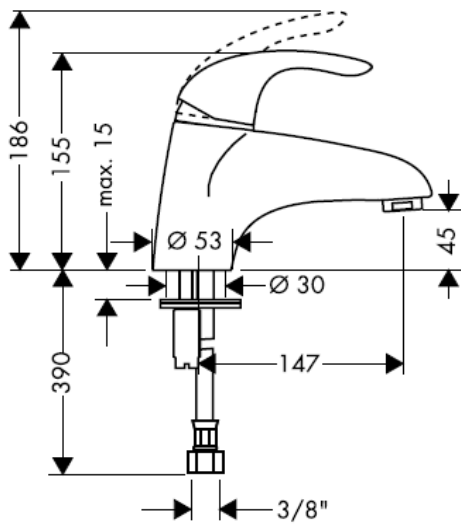
Focus E
31752000

hansgrohe

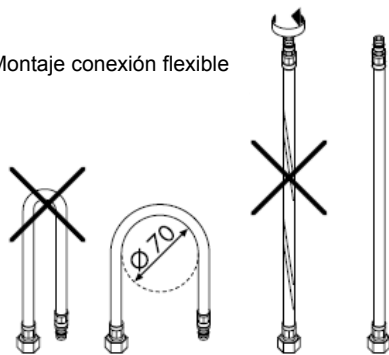
Focus E
31751000

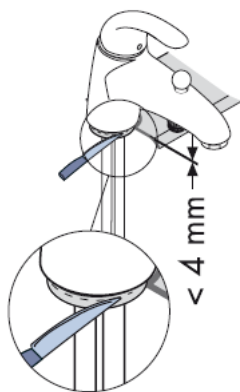
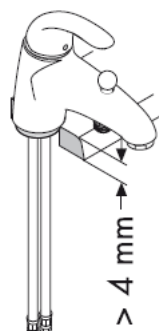
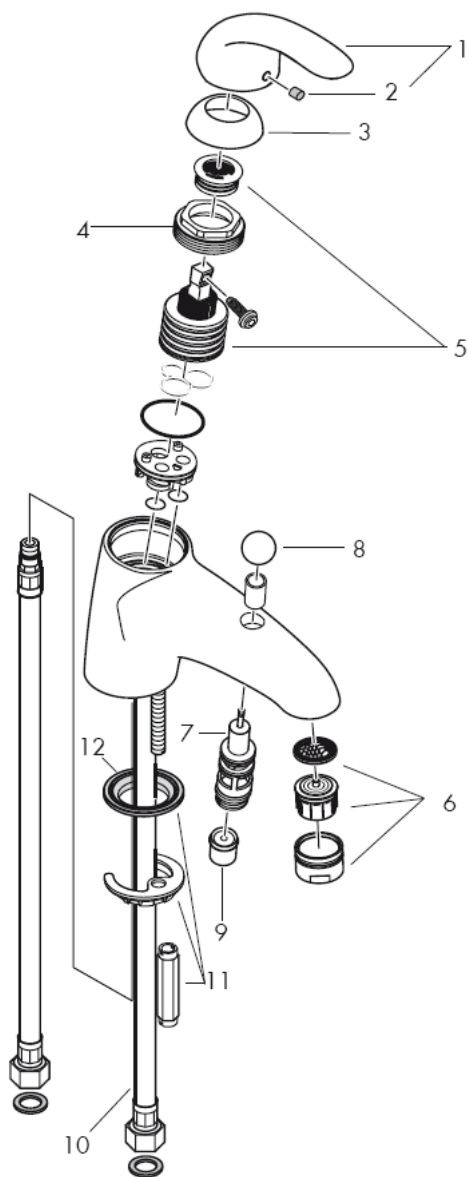


Focus E
31752000



Montaje conexión flexible






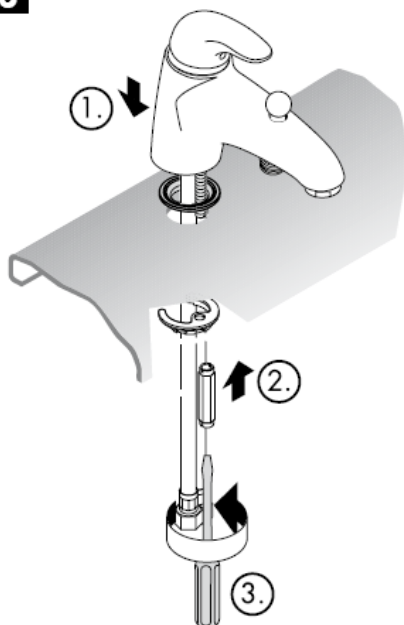
1

Purgar las tuberías de afluencia.
 Instalación según DIN 1988

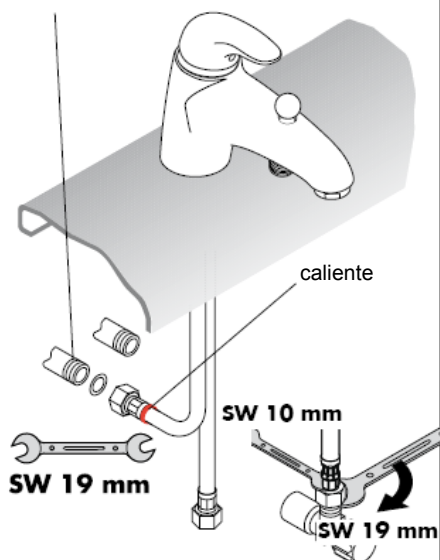
¡ATENCIÓN! ¡ Para mantenimiento tiene
 que haber un registro!

2

Ø 35 mm

**3****4**

La conexión debe ser adecuada para
 junta plana



¡Atención! El grifo tiene que ser instalado, probado y testado, según las normas en vigor.

Manejo

El mezclador se abre levantando la manecilla.
 Giro hacia la izquierda = agua caliente,
 giro hacia la derecha = agua fría.
 32420000: El inversor para la teleducha se activa al tirar del botón en la parte superior del caño. Al cerrar el mando vuelve automáticamente a su posición inicial.

Datos técnicos

Presión en servicio: max 1 MPa
 Presión recomendada en servicio: 0,1 – 0,5 MPa
 Presión de prueba: 1,6 MPa
 (1 MPa = 10 bares = 147 PSI)
 Temperatura del agua caliente: max 80° C
 Temp. recomendada del agua caliente: 65° C
 Caudal máximo: ca. 22 l/min 0,3 MPa
 Seguro contra el retorno

Mezclador monomando con limitación del caudal de agua caliente; ajuste ver pagina _1b.
 En combianción con calentadores instantáneos no es necesario una limitación del caudal de agua caliente.

Los mezcladores Hansgrohe pueden ser utilizado junto con calentadores continuos de agua que sean manejados de manera hidráulica o térmica, siempre que la presión del caudal ascienda a un mínimo de 0,15 MPa.

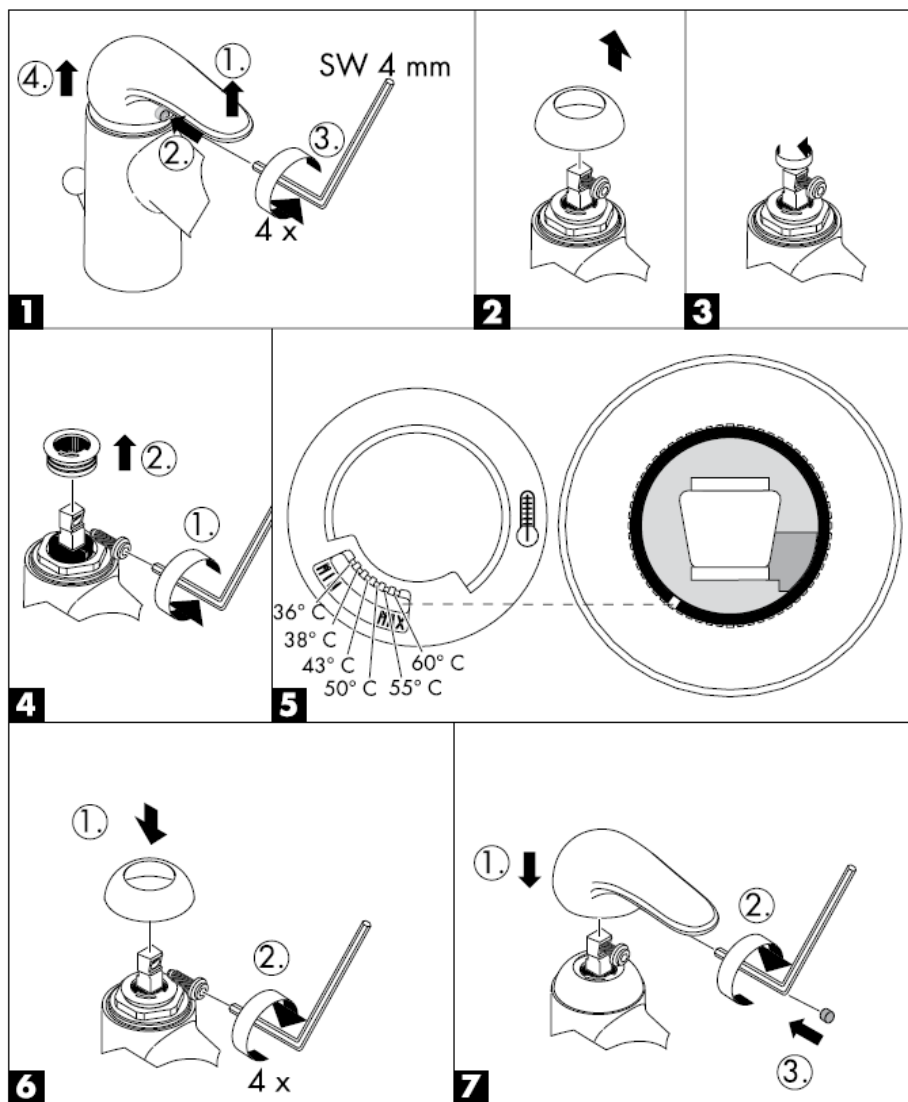
Repuestos ver página 3

1	Mando	31791000
2	Tapón	96338000
3	Florón	94192000
4	Tuerca	94194000
5	Cartucho completo	92730000
6	Aireador completo	96512000
7	Inversor	94077000
8	Tirador inversor	94078000
9	Válvula antirretorno	94074000
10	Conexión flexible	96507000
11	Set de fijación completo	96016000
12	Junta	97608000

Marca de verificación

	DVGW	P-IX	SVGW	ACS	NF	WRAS	KIWA
31751000				X	X		
31752000							

Limitación del agua caliente: temperatura del agua caliente 60 C, temperatura del agua fría 10 C, presión dinámica 0,3 MPa.



hansgrohe

Hansgrohe · Postfach 1145 · D-77761 Schiltach · Telefon +49 (0) 78 36/51-1282 · Telefax +49 (0) 7836/511440
E-Mail: info@hansgrohe.com · Internet: www.hansgrohe.com

10/2008
9.05755.01
Español

Handleiding



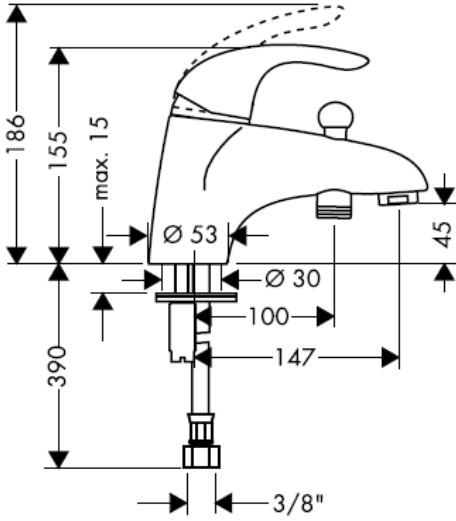
Focus E
31751000



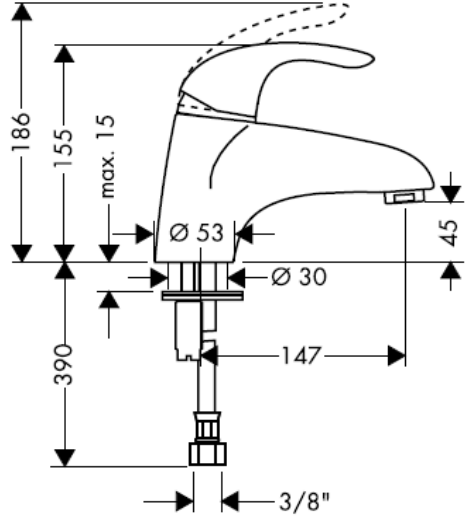
Focus E
31752000

hansgrohe

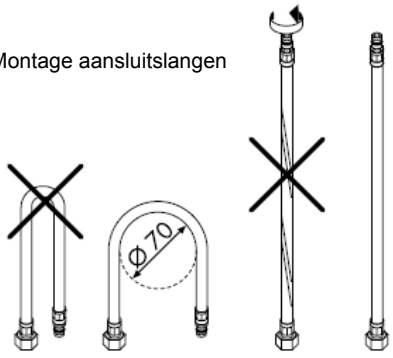
Focus E
31751000

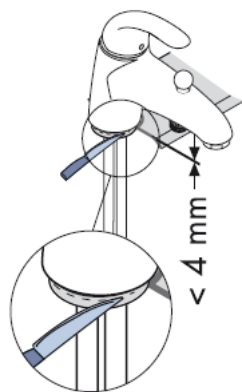
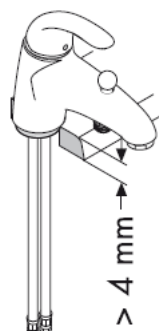
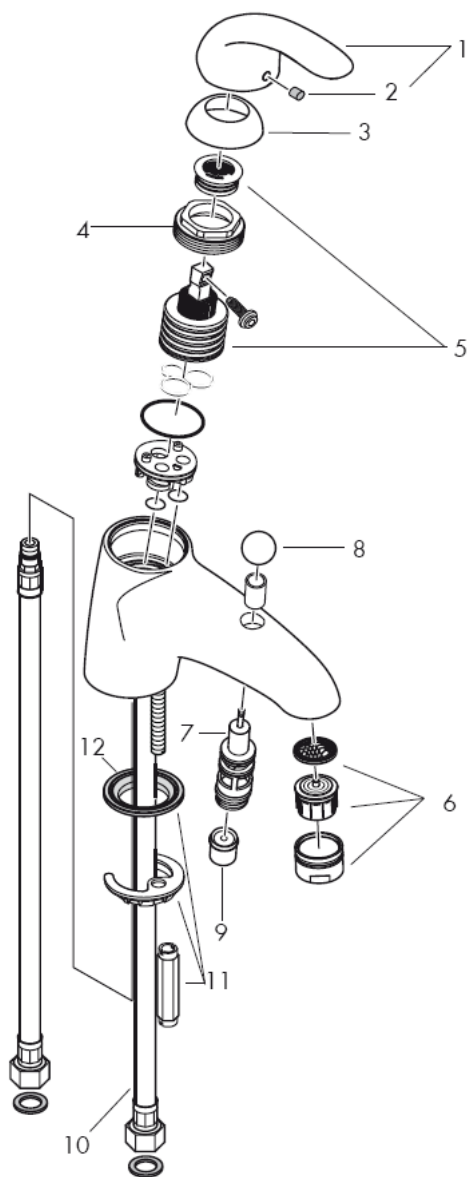


Focus E
31752000



Montage aansluitlangen






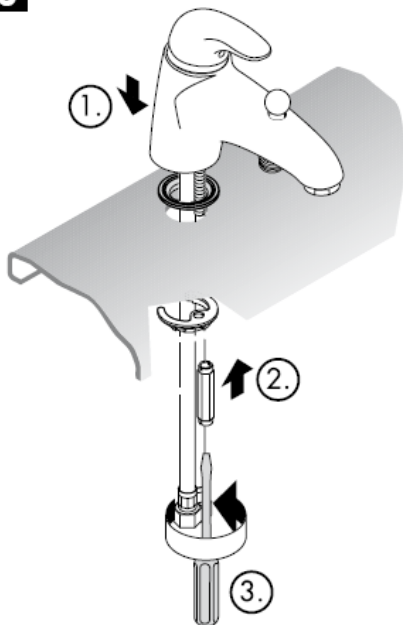
1

Toevoerleidingen vakkundig doorspoelen.
Installatie naar DIN 1988

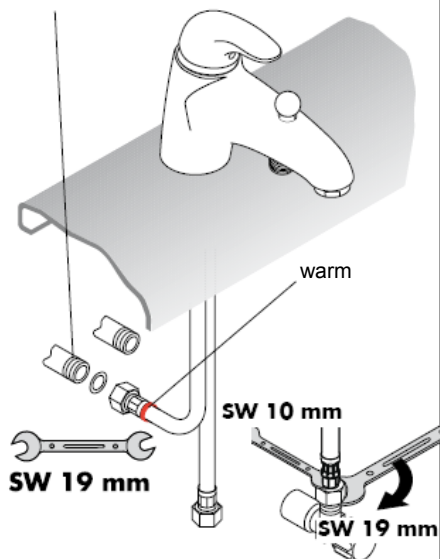
Let op: voor eventuele
reparatiewerkzaamheden moet een
revisieluik zijn aangebracht.

2

Ø 35 mm

**3****4**

Aansluiting moet geschikt zijn voor
vlakke afdichting



Attentie! Leidingen doorspoelen volgens Norm.
De mengkraan vervolgens monteren en controleren!

Bediening

Door het bedienen van de beugelgreep wordt de mengkraan geopend.

Naar links bewegen = warm water,
naar rechts = koud water.

32420000: Het omstellen naar de handdouche gaat middels het trekken aan de ronde knop boven de uitloop. Het terugstellen naar de uitloop volgt automatisch na het sluiten van de greep.

Technische gegevens

Werkdruk: max. max 1 MPa
Aanbevolen werkdruk: 0,1 – 0,5 MPa
Getest bij: 1,6 MPa
(1 MPa = 10 bar = 147 PSI)
Temperatuur warm water: max 80° C
Aanbevolen warm water temp.: 65° C
Doorstroomcapaciteit: ca. 22 l/min 0,3 MPa
Beveiligd tegen terugstromen

Eéngreepsmengkranen met warmwaterbegrenzing, instelling zie blz. _1b.
In combinatie met geisers is een warmwaterbegrenzing niet noodzakelijk.

Hansgrohe ééngreepsmengkranen kunnen samen met hydraulisch en thermisch gestuurde geisers gebruikt worden indien de uitstroomdruk min. 0,15 MPa bedraagt.

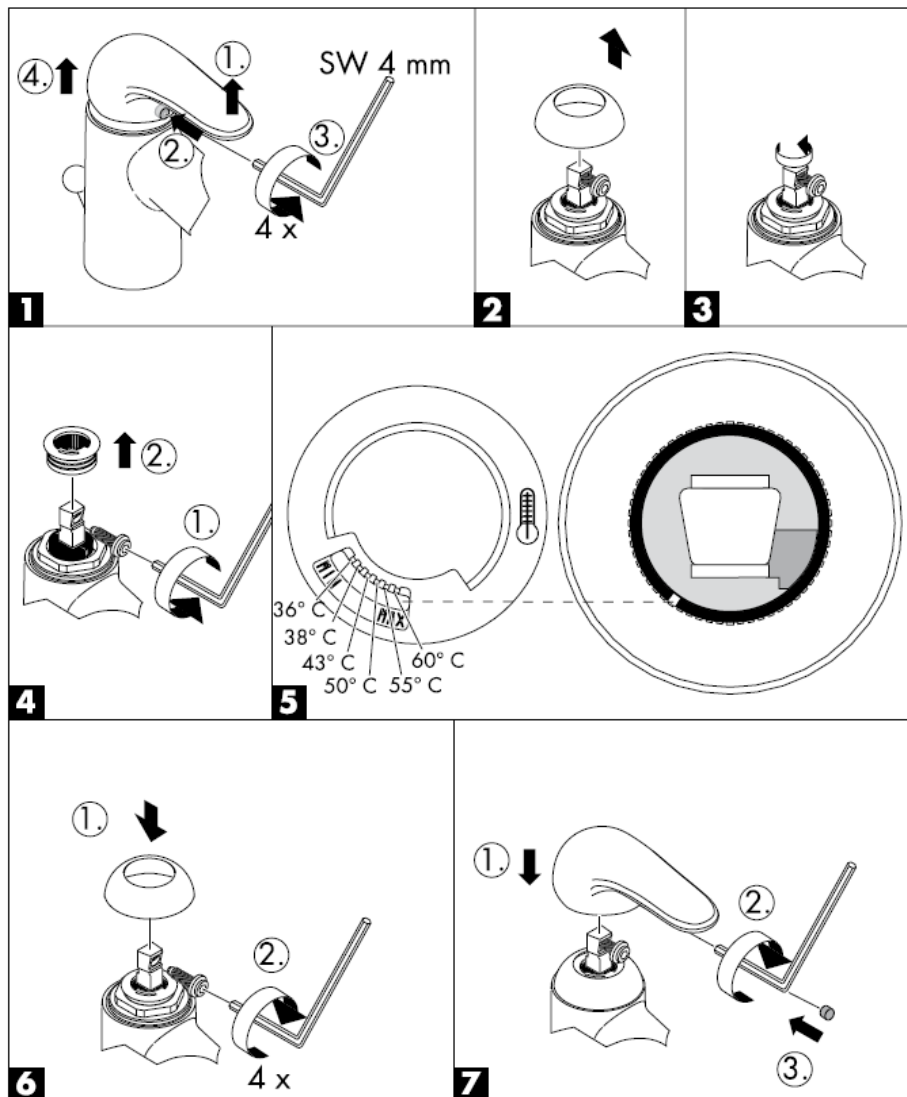
Service onderdelen zie blz. 3

1	greep	31791000
2	greepstopje	96338000
3	kogelrozet	94192000
4	moer	94194000
5	kardoes kompl.	92730000
6	perlator kompl.	96512000
7	omstelling kompl.	94077000
8	trekknop	94078000
9	terugslagklep	94074000
10	aansluitslang	96507000
11	schachtbevestigingsset kompl.	96016000
12	dichting	97608000

Keurmerk

	DVGW	P-IX	SVGW	ACS	NF	WRAS	KIWA
31751000				X	X		
31752000							

Warmwaterbegrenzing: Warmwatertemperatuur 60 C, Koudwatertemperatuur 10 C, stroomdruk 0,3 MPa.



hansgrohe

Hansgrohe · Postfach 1145 · D-77761 Schiltach · Telefon +49 (0) 78 36/51-1282 · Telefax +49 (0) 7836/511440
E-Mail: info@hansgrohe.com · Internet: www.hansgrohe.com

10/2008
9.05755.01
Nederlands

Monteringsvejledning



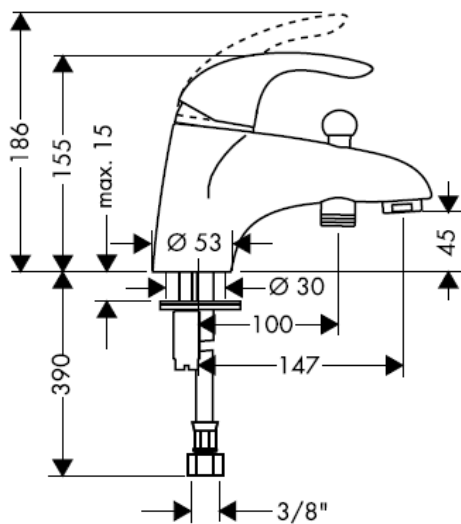
Focus E
31751000



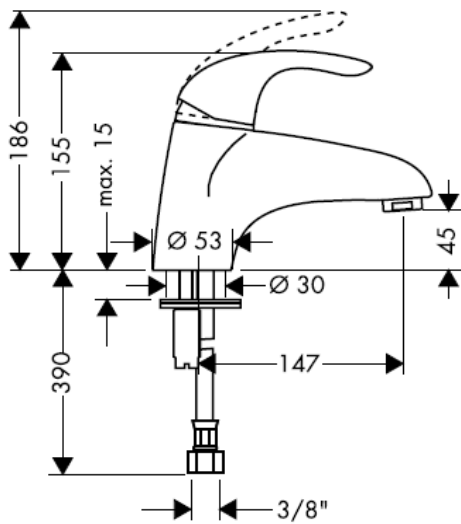
Focus E
31752000

hansgrohe

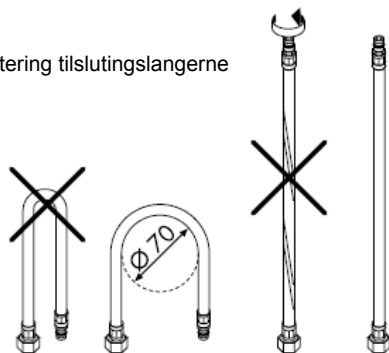
Focus E
31751000

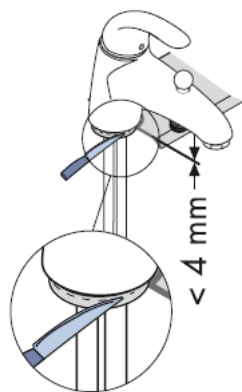
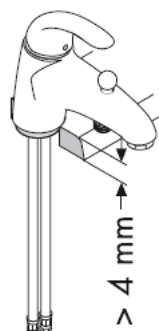
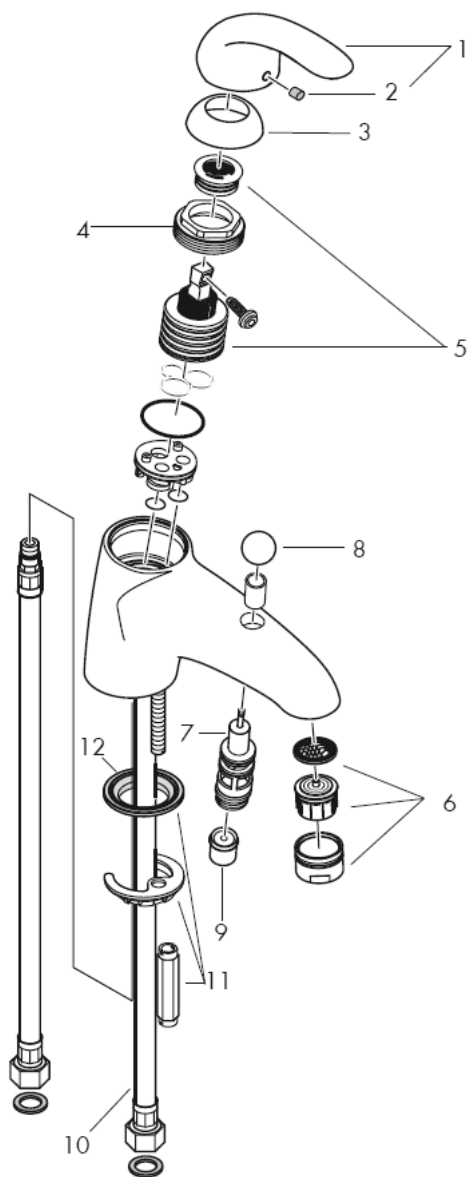


Focus E
31752000



Montering tilslutningslangerne






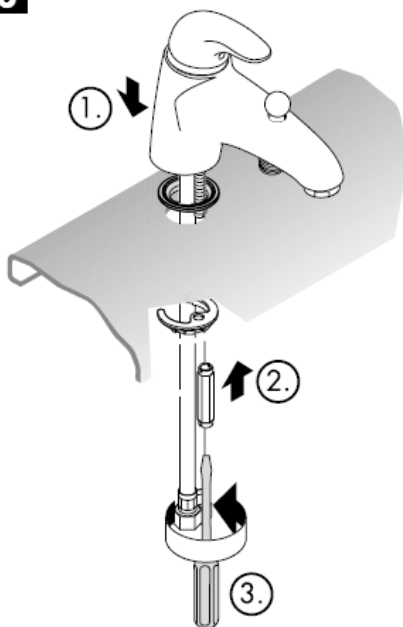
1

Skyl tilførselsledningene grundig.
Installation efter DIN 1988

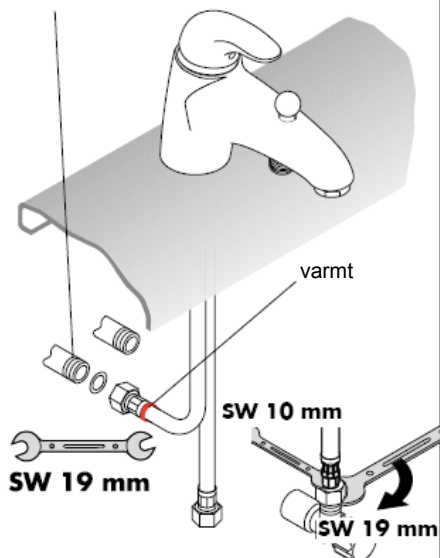
BEMÆRK! For at kunne servicere
armaturet, skal der laves en
inspektionslem.

2

Ø 35 mm

**3****4**

Tilslutningen skal være egnet til
planpakning



Advarsel! Ifølge gældende regler, skal armaturet monteres, skylles igennem og afprøves.

Brugsanvisning

Ved at hæve i grebet åbnes for vandet.
Drejning mod venstre = varmt vand,
drejning højre = koldt vand.
32420000: For omstilling til håndbruser trækkes i den runde knop på oversiden af udløbstuden.
Tilbagestilling sker automatisk, når der lukkes for vandet.

Tekniske data

Driftstryk: max 1 MPa
Anbefalet driftstryk: 0,1 – 0,5 MPa
Prøvetryk: 1,6 MPa
(1 MPa = 10 bar = 147 PSI)
Varmtvandstemperatur: max 80° C
Anbefalet varmtvandstemperatur: 65° C
Gennemstrømningskapacitet: ca. 22 l/min 0,3 MPa
Med indbygget kontraventil

Etgrebsarmaturer med varmtvandsbegrænsning, justering se side _1b.
I forbindelse med gennemstrømningsvandvarmer er en varmtvandsbegrænsning ikke nødvendig.

Hansgrohe etgrebsarmaturer kan anvendes i forbindelse med hydraulisk- og termiskstyrede gennemstrømningsvandvarmere ved et vandtryk på 0,15 MPa.

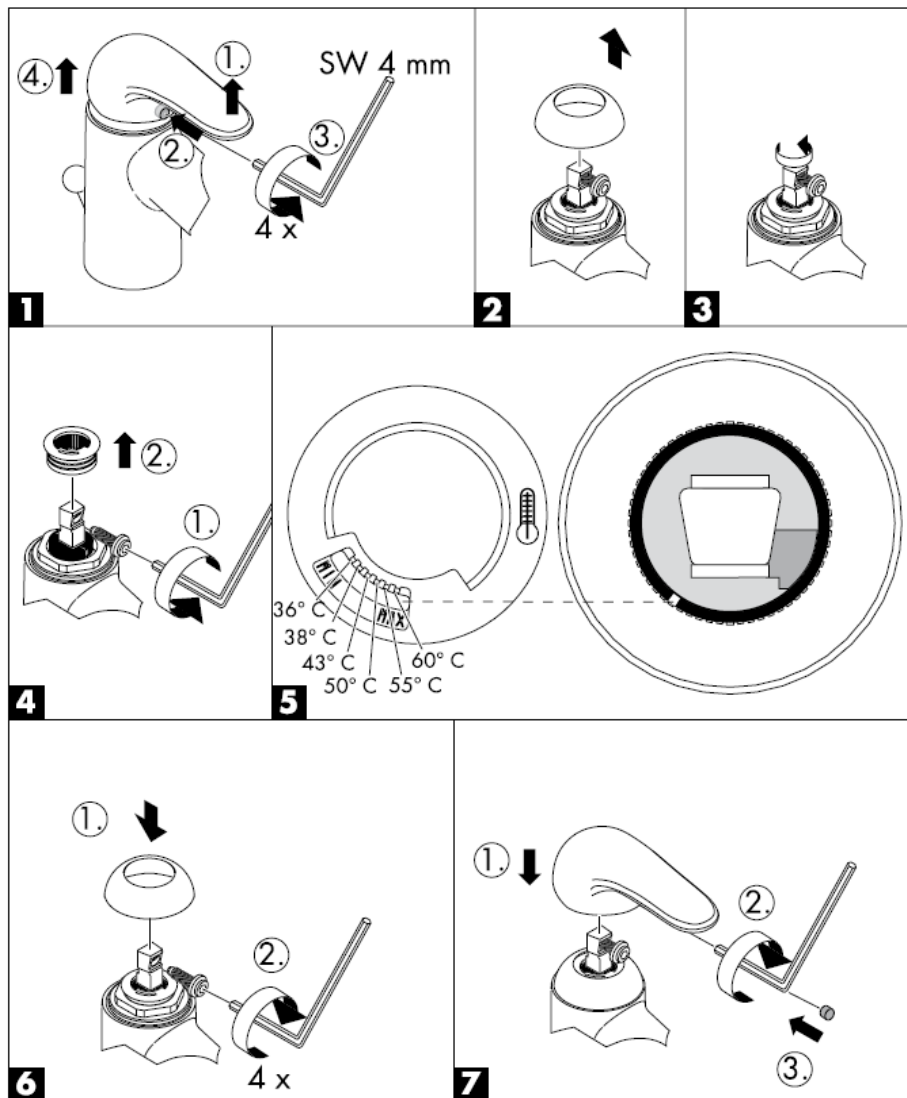
Reserve dele se s. 3

1	Greb	31791000
2	Dækknap til greb	96338000
3	Dækroset	94192000
4	Møtrik	94194000
5	Indmad	92730000
6	Perlator kpl.	96512000
7	Omstilller	94077000
8	Trykknapp	94078000
9	Kontraventil	94074000
10	Tilslutningsslange	96507000
11	Festedel kpl.	96016000
12	Pakning	97608000

Godkendelse

	DVGW	P-IX	SVGW	ACS	NF	WRAS	KIWA
31751000				X	X		
31752000							

Warmwaterbegrenzing: Warmwatertemperatuur 60 C, Koudwatertemperatuur 10 C, stroomdruk 0,3 MPa.



hansgrohe

Hansgrohe · Postfach 1145 · D-77761 Schiltach · Telefon +49 (0) 78 36/51-1282 · Telefax +49 (0) 7836/511440
E-Mail: info@hansgrohe.com · Internet: www.hansgrohe.com

10/2008
9.05755.01
Dansk

Manual de Instalación



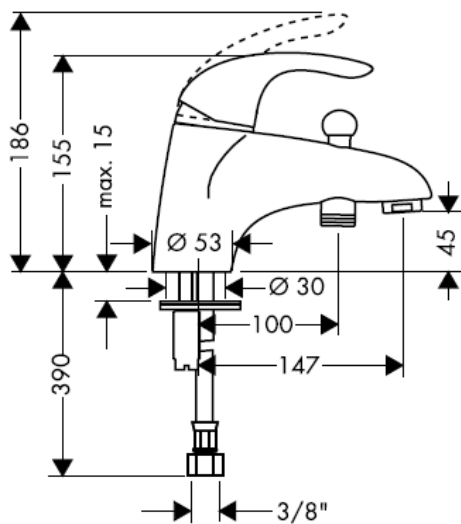
Focus E
31751000



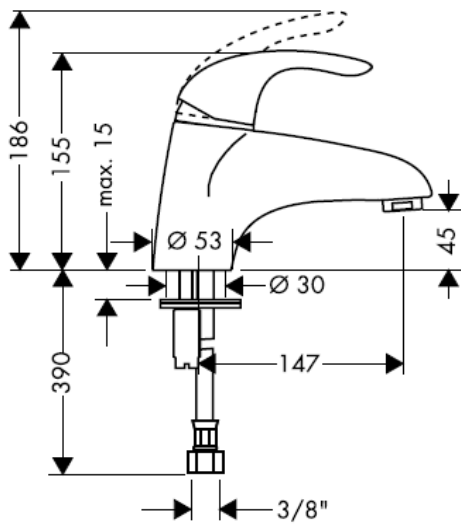
Focus E
31752000

hansgrohe

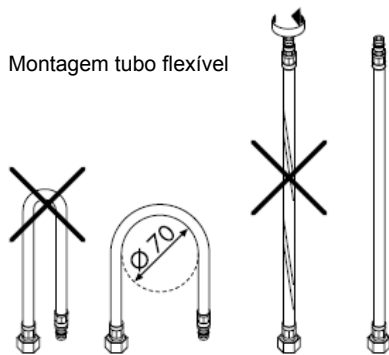
Focus E
31751000

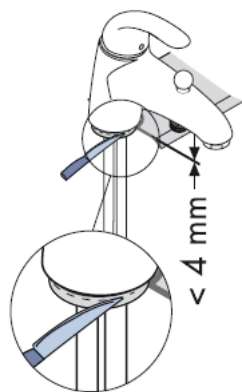
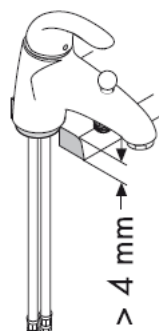
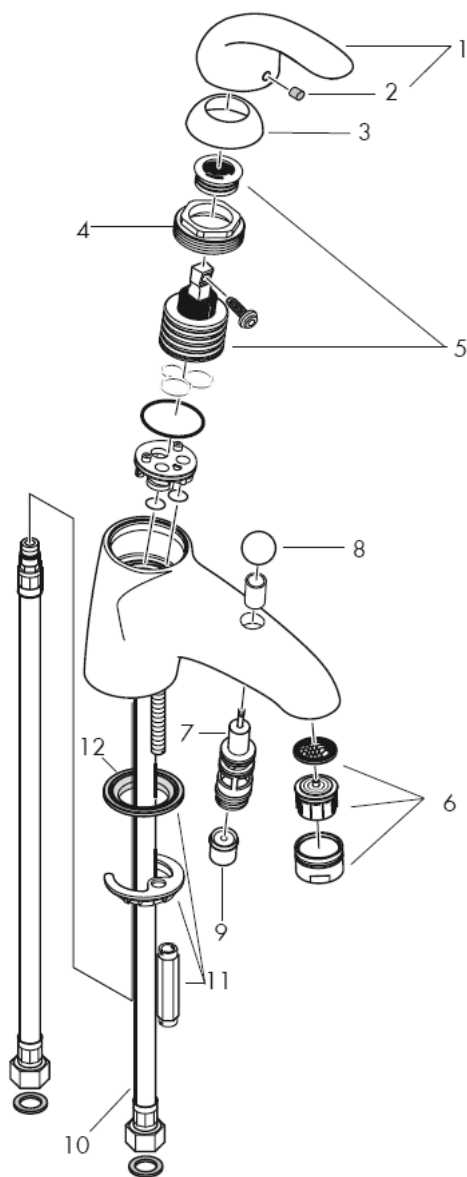


Focus E
31752000



Montagem tubo flexível






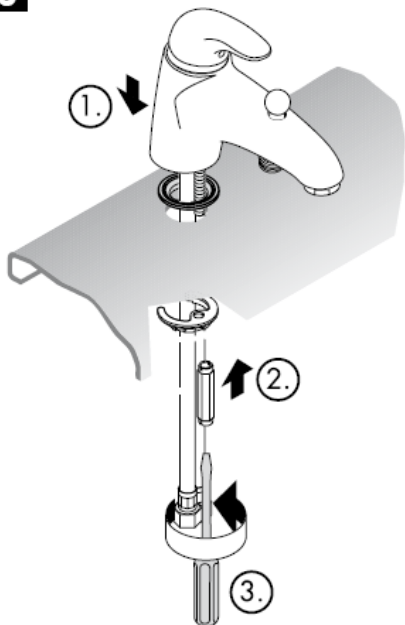
1

Purgue a canalização.
Instalação segundo DIN 1988

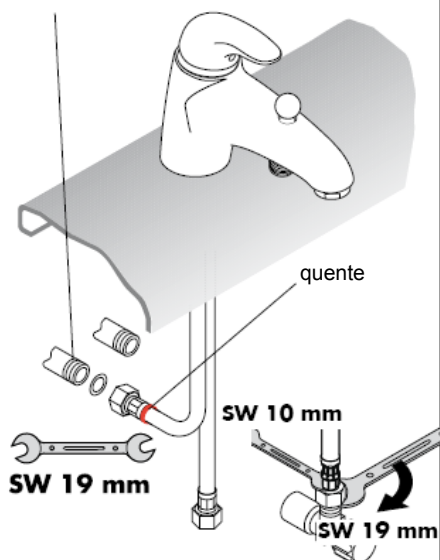
Atenção! Tem que ter um painel de acesso para manutenção.

2

Ø 35 mm

**3****4**

Ligação tem que ser adequada para vedante chato



Atenção! A misturadora deve ser instalada, purgada e testada de acordo com as normas em vigor!

Funcionamento

A misturadora é aberta levantando o manípulo de alavanca.

Rodando para a esquerda = água quente,

Rodando para a direita = água fria.

32420000: O fluxo de água é desviado da banheira para o chuveiro ao puxar o manípulo colocado na parte superior da bica. Depois de fechar a água a misturadora volta automaticamente a debitar água pela bica.

Dados Técnicos

Pressão de funcionamento: max 1 MPa

Pressão de func. recomendada: 0,1 – 0,5 MPa

Pressão testada: 1,6 MPa

(1 MPa = 10 bar = 147 PSI)

Temperatura da água quente: max 80° C

Temp. água quente recomendada: 65° C

Caudal: ca. 22 l/min 0,3 MPa

Função anti-retorno e anti-vácuo

Misturadora monocomando equipada com limitador de temperatura (vide pág._1b). Em combinação com caldeira ou esquentador instantâneo o limitador de água quente não se aplica.

As misturadoras monocomando Hansgrohe podem ser utilizadas com esquentadores (de controlo térmico ou hidráulico) desde que a pressão de utilização seja, no mínimo, de 0,15 MPa.

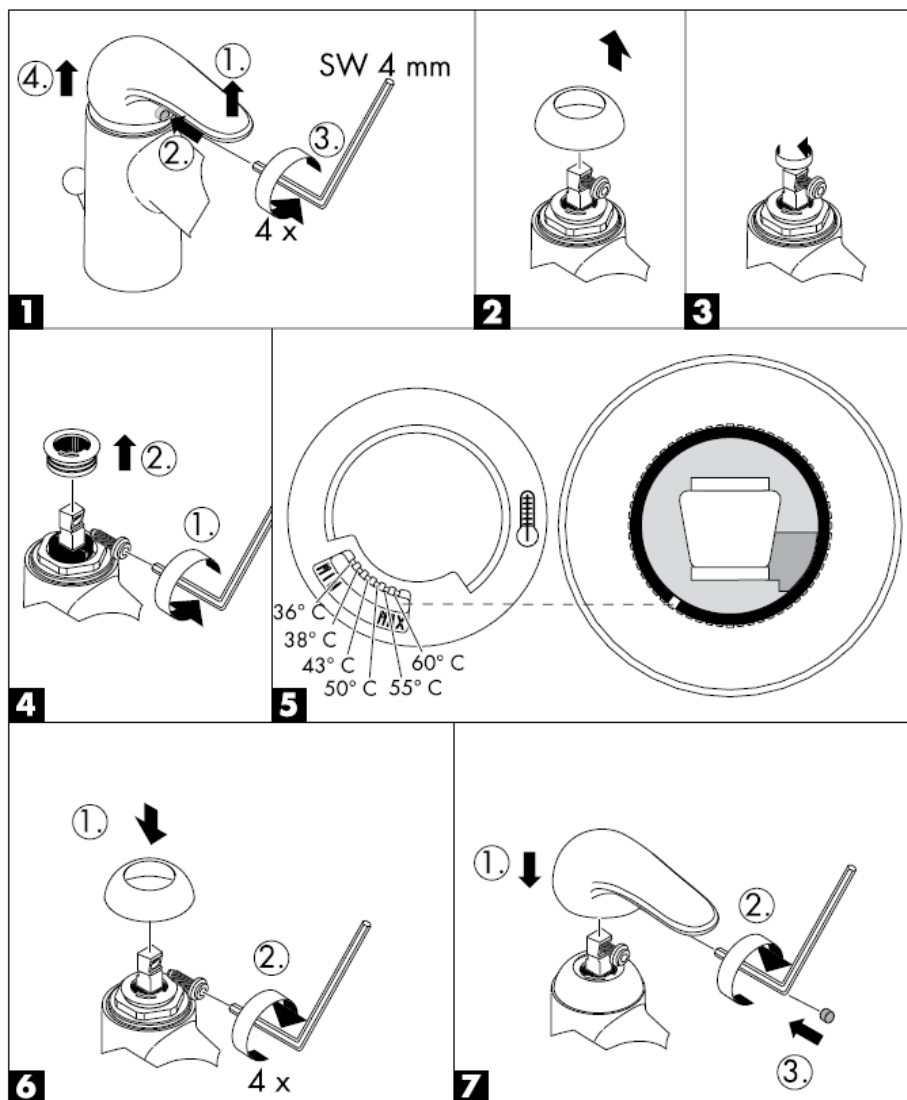
Peças de substituição ver página 3

1	Manípulo	31791000
2	Tampa de parafuso	96338000
3	Espelho do manípulo	94192000
4	Porca	94194000
5	Cartucho (completo)	92730000
6	Emulsor compl.	96512000
7	Inversor compl.	94077000
8	Manípulo do inversor	94078000
9	Válvula anti-retorno	94074000
10	Tubo flexível	96507000
11	Porca de fixação compl.	96016000
12	Vedante	97608000

Marca de controlo

	DVGW	P-IX	SVGW	ACS	NF	WRAS	KIWA
31751000				X	X		
31752000							

Limitador de água quente: Temperatura da água quente 60 C, Temperatura da água fria 10 C, Pressão 0,3 MPa.



hansgrohe

Hansgrohe · Postfach 1145 · D-77761 Schiltach · Telefon +49 (0) 78 36/51-1282 · Telefax +49 (0) 7836/511440
E-Mail: info@hansgrohe.com · Internet: www.hansgrohe.com

10/2008
9.05755.01
Português

Instrukcja montażu



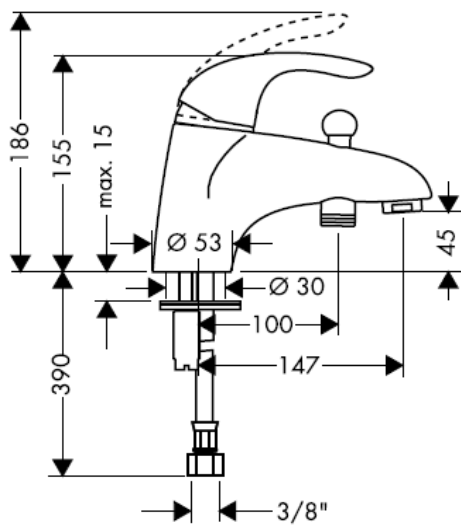
Focus E
31751000



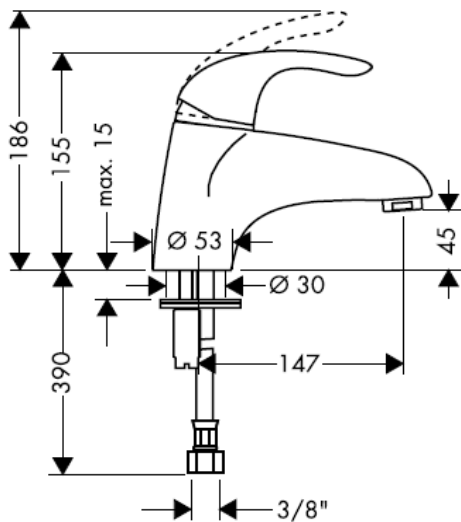
Focus E
31752000

hansgrohe

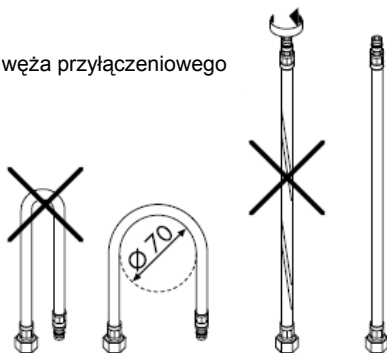
Focus E
31751000

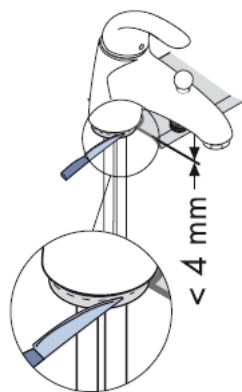
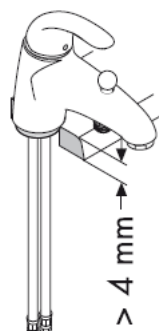
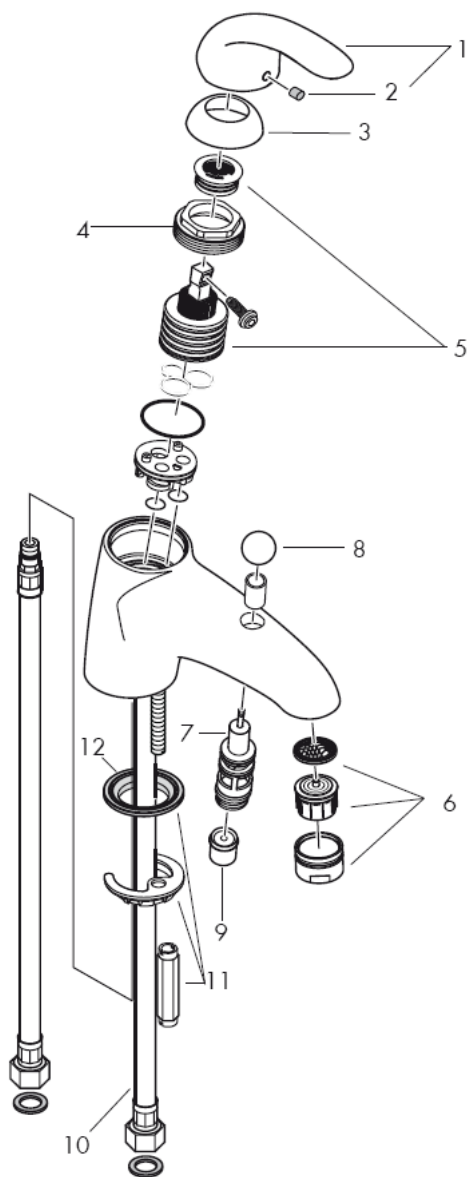


Focus E
31752000



Montaż węży przyłączeniowych






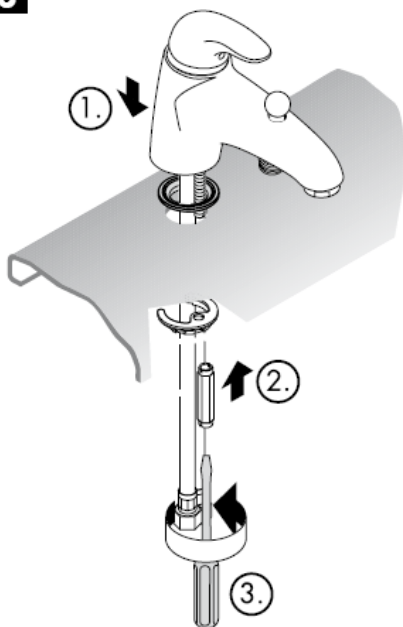
1

Przepłukać instalację
Instalacja zgodnie z DIN 1988

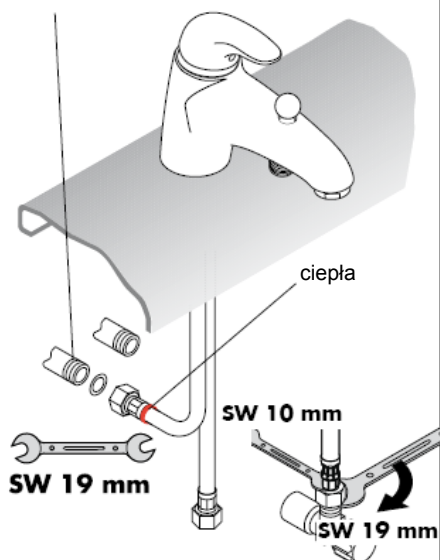
UWAGA! Aby móc sprawdzić węże
przyłączeniowe, musi istnieć otwór
rewizyjny.

2

Ø 35 mm

**3****4**

Przyłącze musi nadawać się do
uszczelki płaskiej



Uwaga! Armatura musi być zamontowana, przepłukana i wypróbowana według obowiązujących norm!

Obsługa

Podniesienie rączki natrysku powoduje otwarcie mieszacza.
 Odchylenie w lewo = ciepła woda.
 Odchylenie w prawo = zimna woda.
 32420000: Przewracanie na prysznic ręczny przez pociągnięcie okrągłego przełącznika przy górnej stronie wylotu. Ustawienie powrotne uzyskuje się automatycznie po zamknięciu rączki natrysku.

Dane techniczne

Ciśnienie robocze: max 1 MPa
 Zalecane ciśnienie robocze: 0,1 – 0,5 MPa
 Ciśnienie próbne: 1,6 MPa
 (1 MPa = 10 bary = 147 PSI)
 Temperatura wody gorącej: max 80° C
 Zalecana temperatura wody gorącej: 65° C
 Wydajność przepływu: ca. 22 l/min 0,3 MPa
 Samoistnie zabezpieczony przed przepływem zwrotnym

Mieszacz jednouchwytowy z ogranicznikiem temperatury wody, ustawianie, patrz str. _1b.
 W połączeniu z przepływowym podgrzewaczem wody ogranicznik temperatury wody nie jest konieczny.

Mieszacze jednouchwytowe Hansgrohe mogą być stosowane w połączeniu z przepływowymi podgrzewaczami wody, sterowanymi hydraulicznie i termicznie, gdy ciśnienie wody wynosi co najmniej 0,15 MPa.

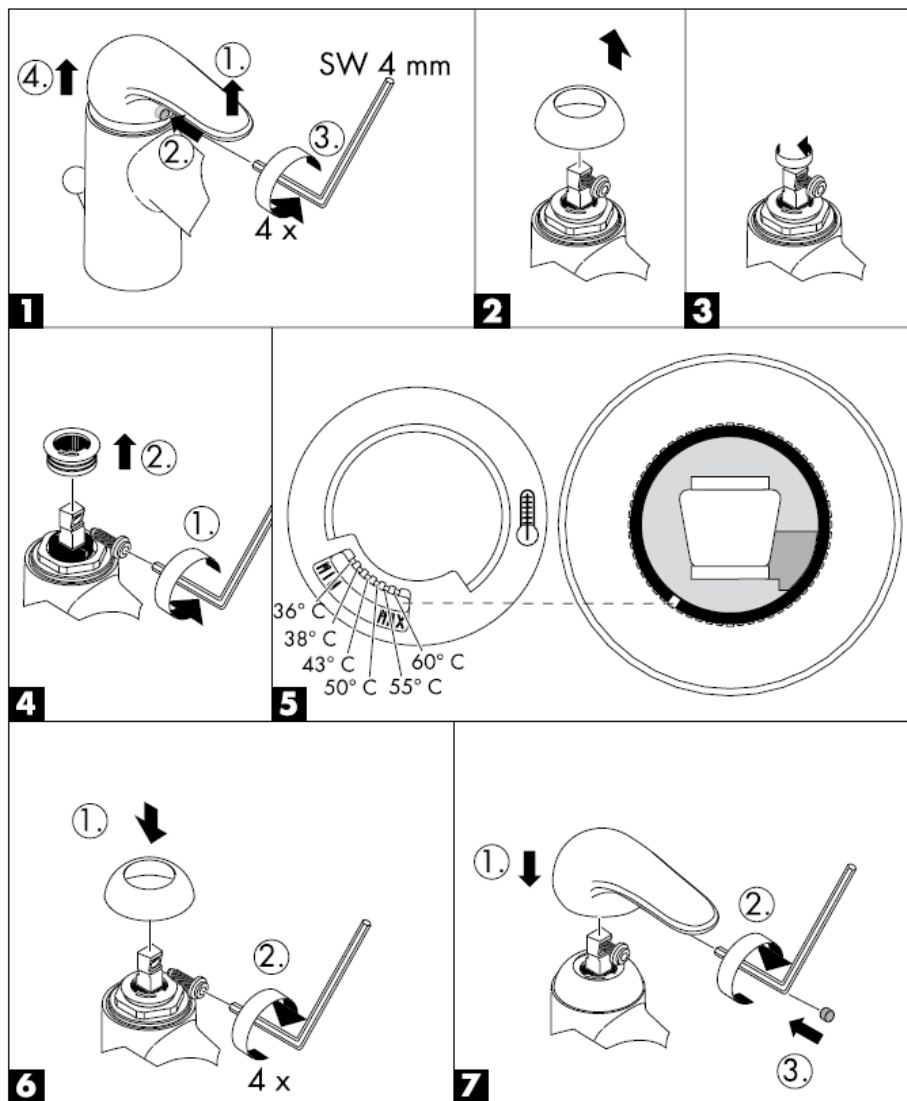
Części serwisowe patrz strona 3

1	Uchwyt	31791000
2	Zasleпка uchwyt	96338000
3	Rozeta kulowa	94192000
4	Nakrętka	94194000
5	Wkład kpl.	92730000
6	Napowietrzacz kpl.	96512000
7	Przełącznik kpl.	94077000
8	Łącznik ciągowy	94078000
9	Zabezpieczenie przed przepływem zwrotnym	94074000
10	Wąż przyłączeniowy	96507000
11	Mocowanie kpl.	96016000
12	Uszczelka	97608000

Znak jakości

	DVGW	P-IX	SVGW	ACS	NF	WRAS	KIWA
31751000				X	X		
31752000							

Ogranicznik ciepłej wody: Temperatura ciepłej wody 60 C, temperatura zimnej wody 10 C, ciśnienie przepływu 0,3 MPa.



hansgrohe

Hansgrohe · Postfach 1145 · D-77761 Schiltach · Telefon +49 (0) 78 36/51-1282 · Telefax +49 (0) 7836/511440
E-Mail: info@hansgrohe.com · Internet: www.hansgrohe.com

10/2008
9.05755.01
Polski

Montážní návod



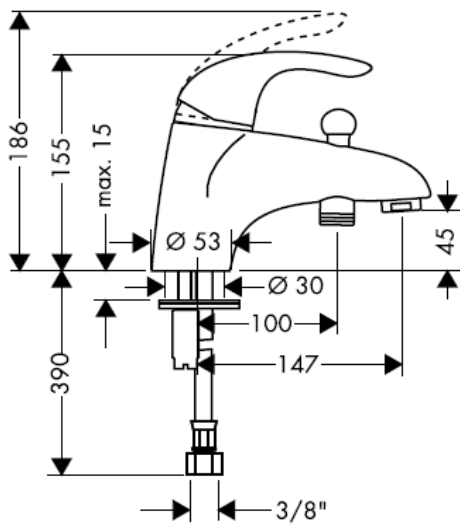
Focus E
31751000



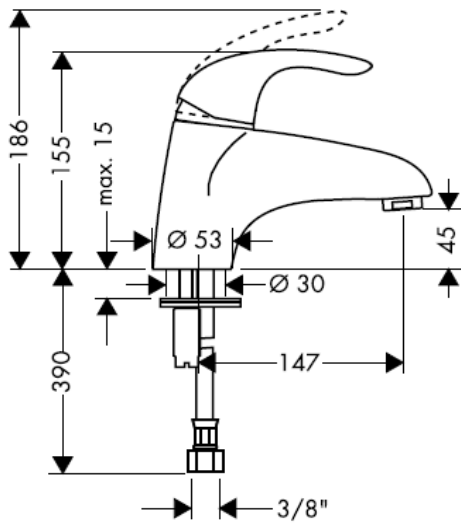
Focus E
31752000

hansgrohe

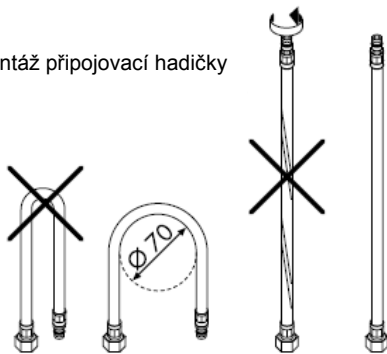
Focus E
31751000

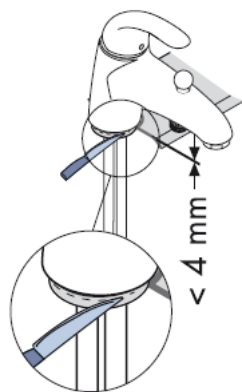
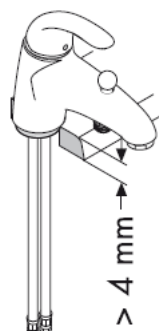
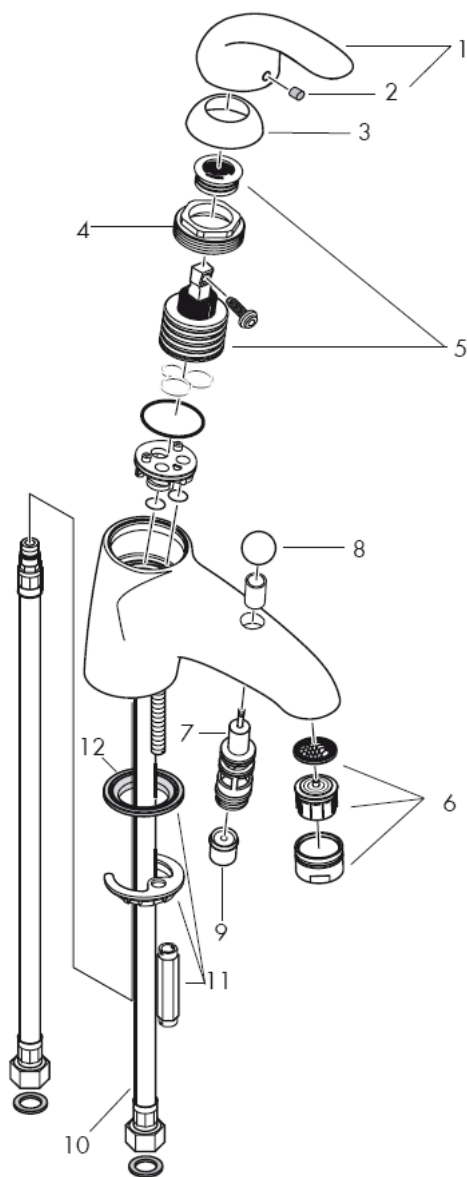


Focus E
31752000



Montáž přípojovací hadičky






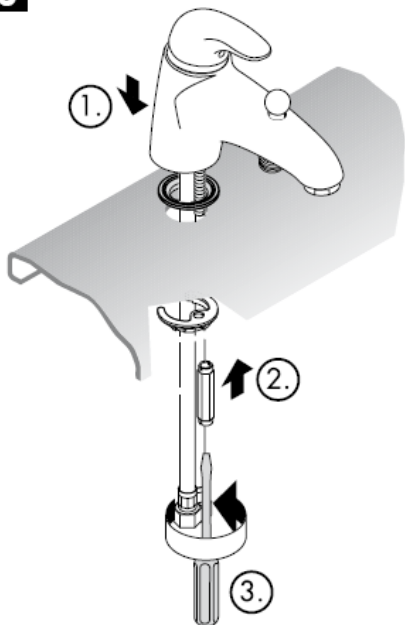
1

Přívodní trubky odborně propláchnout.
Instalace podle normy DIN 1988

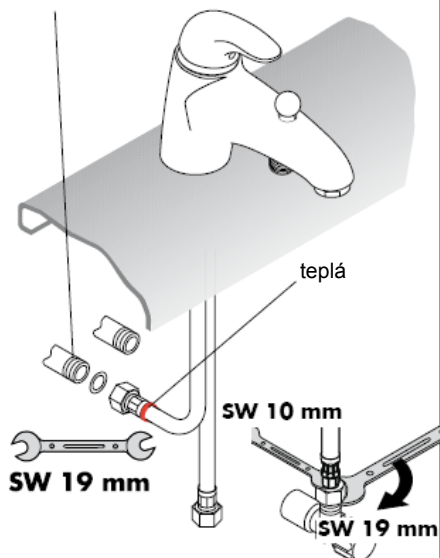
POZOR! Pro kontrolu připojovacích hadic
musí být k dispozici revizní šachta.

2

Ø 35 mm


3**4**

Připojka musí být vhodná pro ploché
těsnění



Pozor! Armatura se musí montovat, proplachovat a testovat podle platných norem!

Ovládání

Baterie se otevírá zvednutím rukojeti.
Otočení doleva = teplá voda,
otočení doprava = studená voda.
31740XXX: Přestavení na ruční sprchu se provede zatáhnutím za kulatý knoflík na vrchní straně výtoku. Ke zpětnému přestavení dojde automaticky po uzavření páky.

Technické údaje

Provozní tlak: max 1 MPa
Doporučený provozní tlak: 0,1 – 0,5 MPa
Zkušební tlak: 1,6 MPa
(1 MPa = 10 barů = 147 PSI)
Teplota horké vody: max 80° C
Doporučená teplota horké vody: 65° C
Průtok: ca. 22 l/min 0,3 MPa
Vlastní jištění proti zpětnému nasátí.

Páková baterie s omezením horké vody, seřízení viz. str. _1b.

Ve spojení s průtokovými ohřivači není uzavěr teplé vody nutný.

Pákové baterie Hansgrohe mohou být používány ve spojení s hydraulicky nebo tepelně řízenými průtokovými ohřivači, pokud tlak při průtoku je alespoň 0,15 MPa.

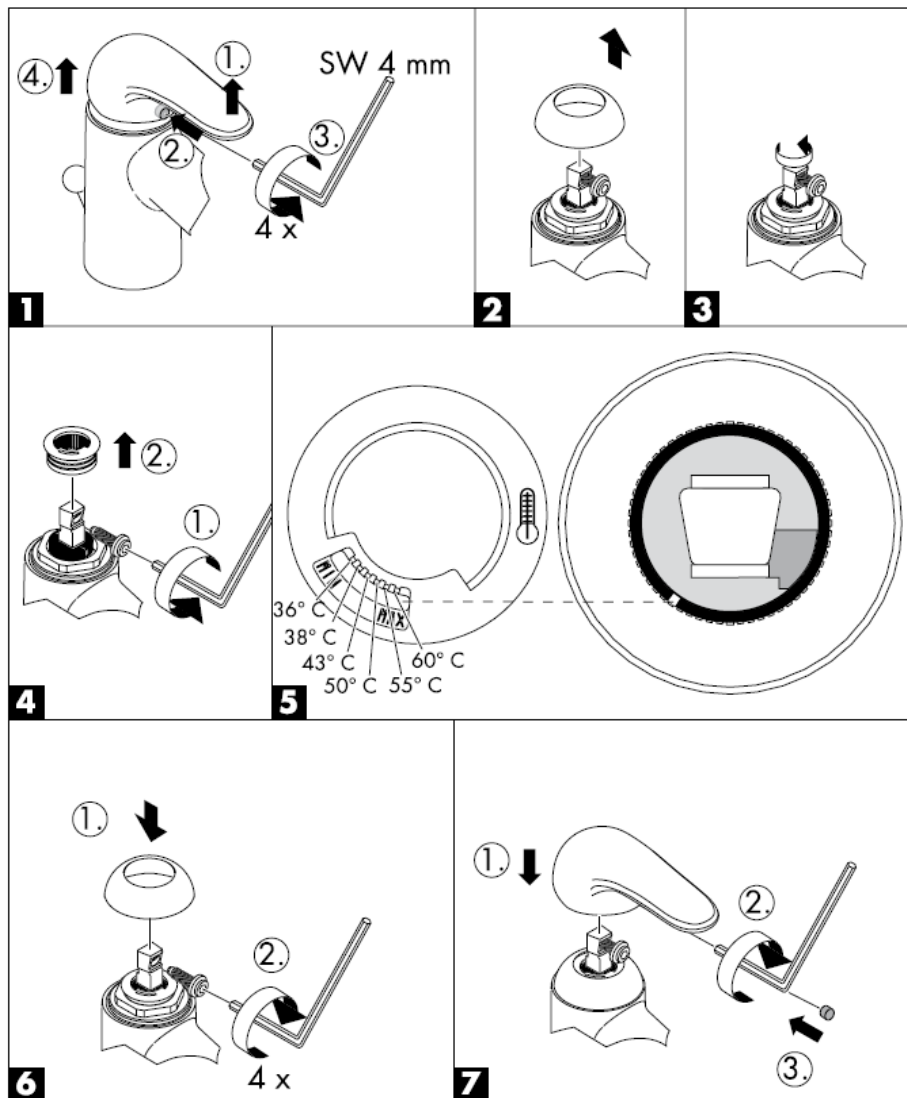
Servisní díly viz strana 3

1	rukojeť	31791000
2	krytka šroubu	96338000
3	kulová rozeta	94192000
4	matka	94194000
5	kartuše kompl.	92730000
6	perlátor	96512000
7	přepínač kompl.	94077000
8	knoflík táhla	94078000
9	zpětný ventil	94074000
10	Připojovací hadička	96507000
11	Upevnění dřívky	96016000
12	těsnění	97608000

zkušební značka

	DVGW	P-IX	SVGW	ACS	NF	WRAS	KIWA
31751000				X	X		
31752000							

Omezení teplé vody: teplota vody (teplé) 60 C, teplota studené vody 10 C, tlak proudu 0,3 MPa.



hansgrohe

Hansgrohe · Postfach 1145 · D-77761 Schiltach · Telefon +49 (0) 78 36/51-1282 · Telefax +49 (0) 7836/511440
E-Mail: info@hansgrohe.com · Internet: www.hansgrohe.com

10/2008
9.05755.01
Česky

Montážny návod



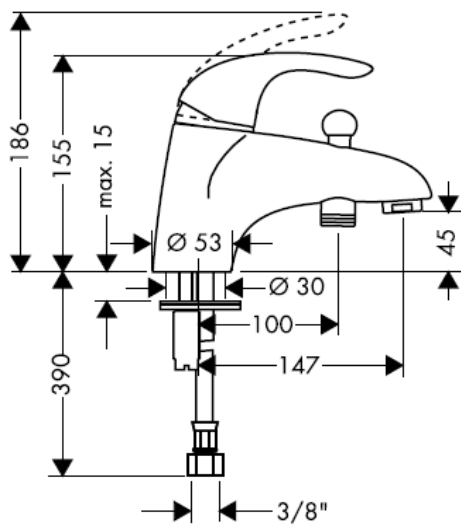
Focus E
31751000



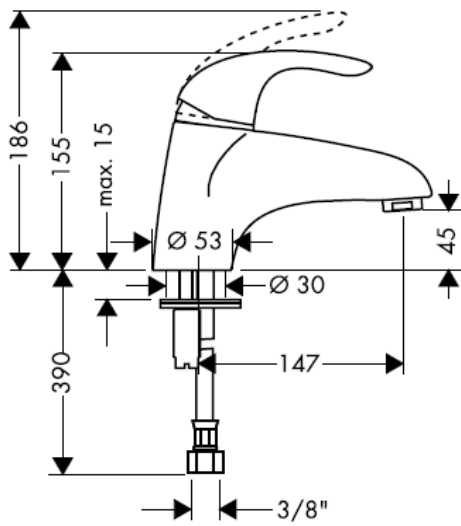
Focus E
31752000

hansgrohe

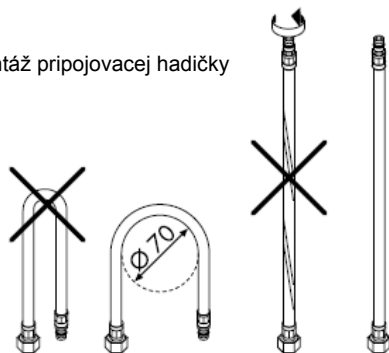
Focus E
31751000

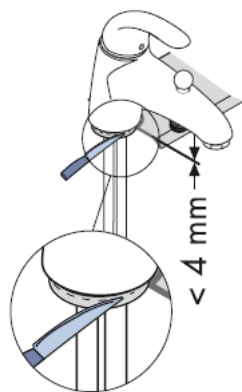
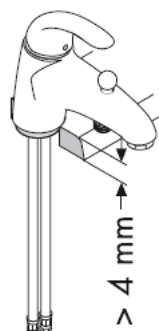
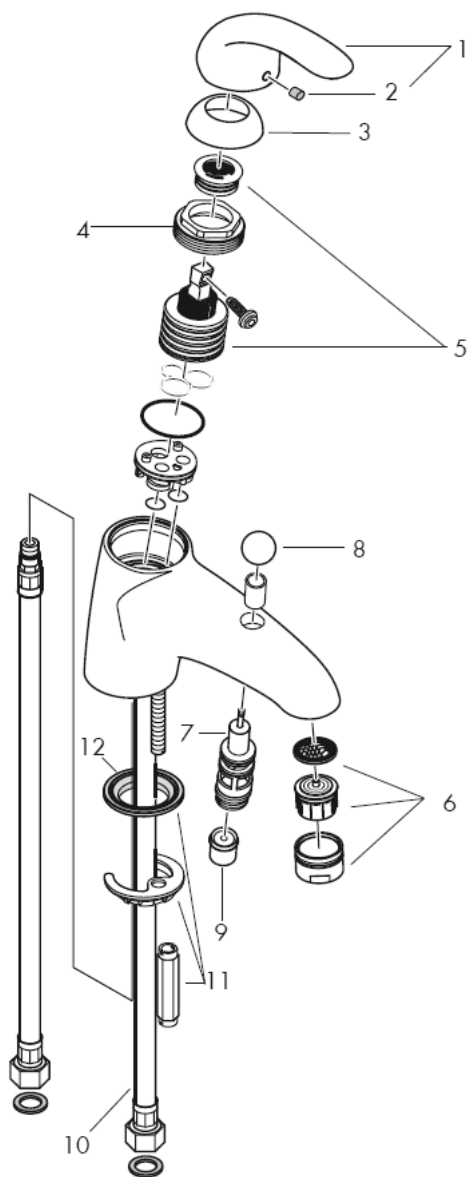


Focus E
31752000



Montáž pripojovacej hadičky






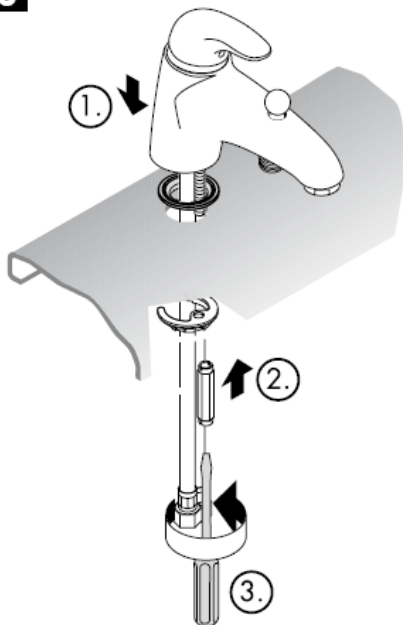
1

Prívodné trubky odborné prepláchnuť.
Inštalácia podľa DIN 1988

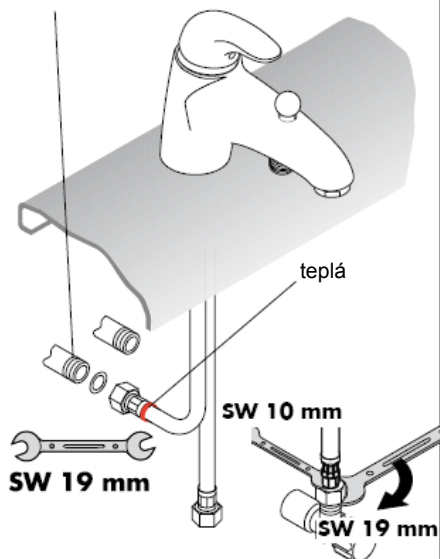
POZOR! Aby bolo možné skontrolovať
pripojovacie hadice, musí byť k dispozícii
revízny otvor.

2

Ø 35 mm

**3****4**

Prípojka musí byť vhodná pre ploché
tesnenia



Pozor! Batéria sa musí montovať, preplachovať a testovať podľa platných noriem!

Obsluha

Nadvihnutím páky sa zmiešavacia batéria otvorí
 Otočenie páky vľavo = teplá voda
 Otočenie páky vpravo = studená voda
 31740XXX: Prestavenie na ručnú sprchu
 zatiahnutím za guľaté tiahlo na vrchnej strane
 výtokového ramena. Spätné prestavenie sa
 uskutoční automaticky po uzatvorení páky.

Technické údaje

Prevádzkový tlak: max 1 MPa
 Doporučený prevádzkový tlak: 0,1 – 0,5 MPa
 Skúšobný tlak: 1,6 MPa
 (1 MPa = 10 barov = 147 PSI)
 Teplota teplej vody: max 80° C
 Doporučená teplota teplej vody: 65° C
 Prietok: ca. 22 l/min 0,3 MPa
 Vlastná poistka proti spätnému nasatiu.

Páková batéria s obmedzením teplej vody,
 nastavenie viď.str. _1b.
 V spojení s prietokovými ohrievačmi nie je
 uzáver teplej vody nutný.

Pákové batérie firmy Hansgrohe môžu byť
 používané v spojení s hydraulicky a tepelne
 riadenými prietokovými ohrievačmi, pokiaľ je tlak
 prúdu aspoň 0,15 MPa.

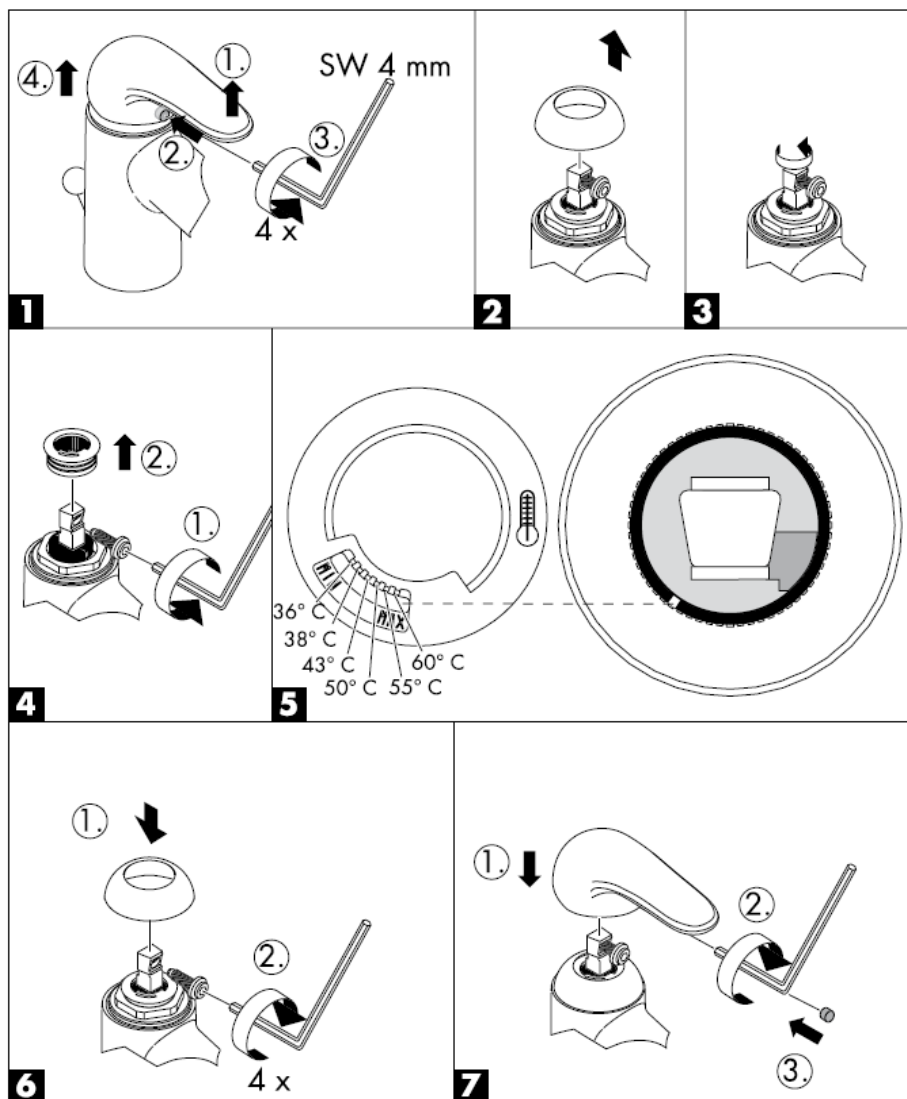
Servisné diely viď strana 3

1	rukoväť	31791000
2	kryt skrutky	96338000
3	guľová rozeta	94192000
4	matica	94194000
5	kartuša kompl.	92730000
6	perlátor	96512000
7	prepínač kompl.	94077000
8	kryt tiahla	94078000
9	obmedzovač spätného nasatia	94074000
10	pripájacia hadička	96507000
11	Kompl. upevnenie pomocou kolíka	96016000
12	tesnenie	97608000

Osvedčenie o skúške

	DVGW	P-IX	SVGW	ACS	NF	WRAS	KIWA
31751000				X	X		
31752000							

Obmedzenie teplej vody: teplota teplej vody 60 °C, teplota studenej vody 10 °C, tlak prúdu 0,3 MPa.



hansgrohe

Hansgrohe · Postfach 1145 · D-77761 Schiltach · Telefon +49 (0) 78 36/51-1282 · Telefax +49 (0) 7836/511440
E-Mail: info@hansgrohe.com · Internet: www.hansgrohe.com

10/2008
9.05755.01
Slovensky

组装说明



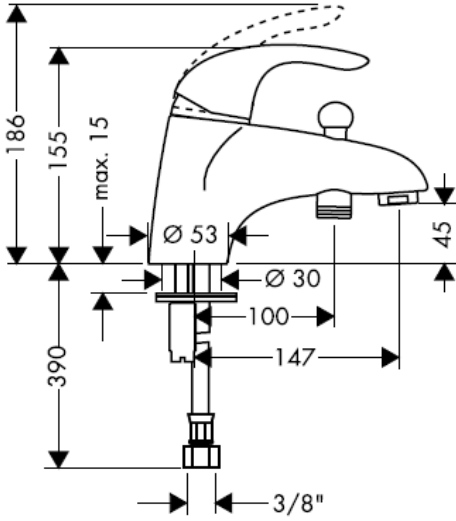
Focus E
31751000



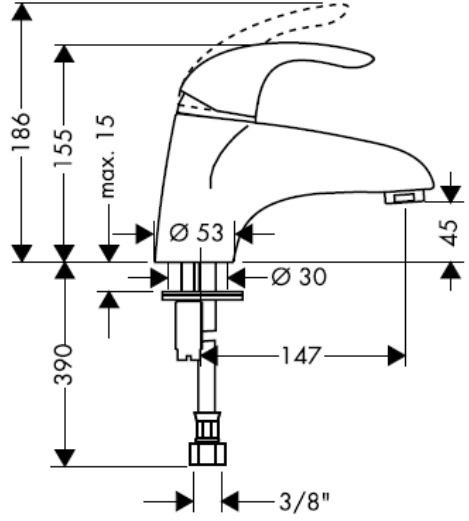
Focus E
31752000

hansgrohe

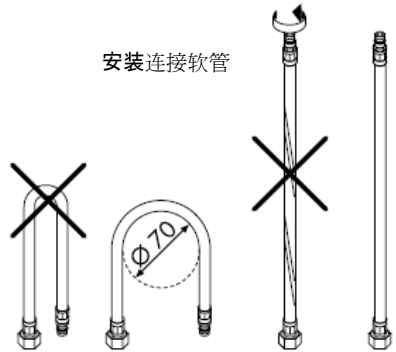
Focus E
31751000

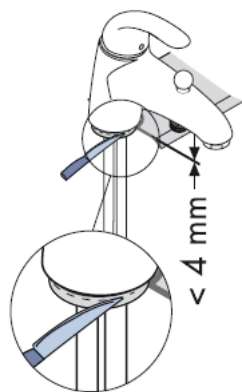
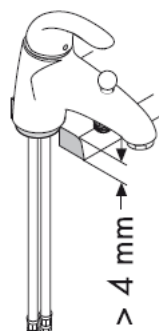
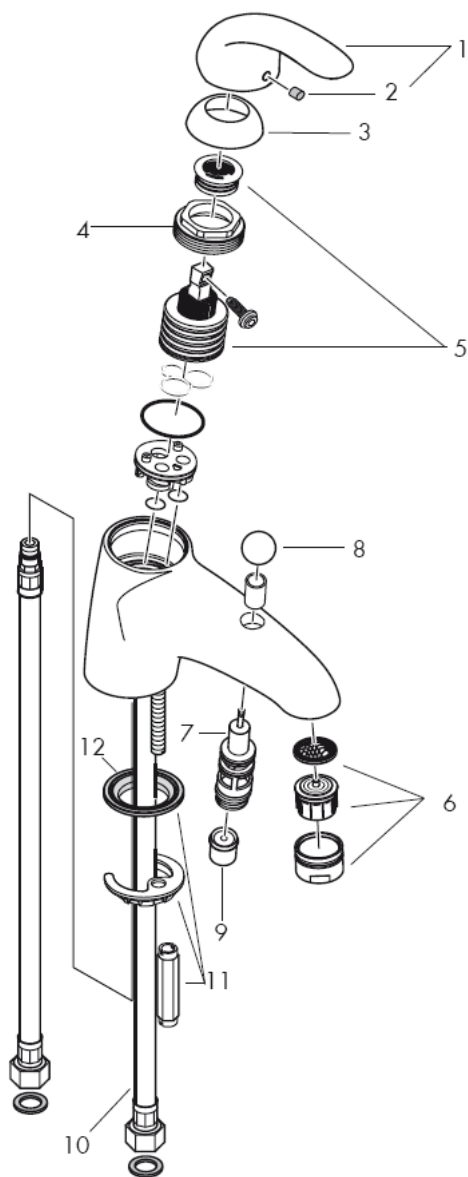


Focus E
31752000



安装连接软管





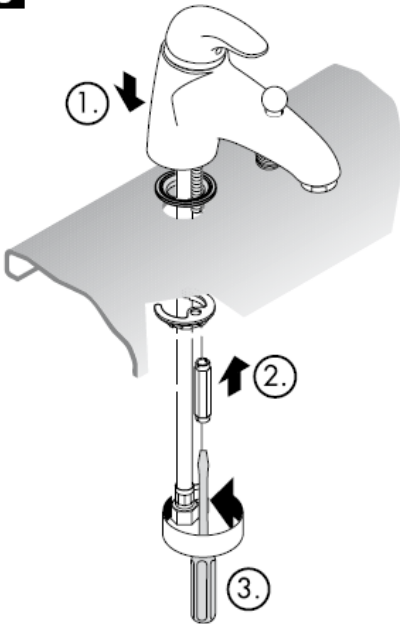
1

将进水管洗净。
按照DIN 1988进行安装

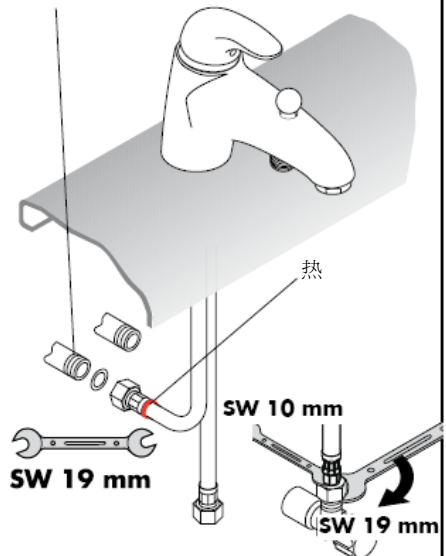
注意！必须有一扇进口门，用于检修门。

2

Ø 35 mm


3**4**

接头必须适合于扁平密封件。



注意！
必须按照现行的规定安装，冲洗和测试产品！

操作

提起手柄，龙头开启。

向左偏转：热水

向右偏转：冷水

32420000：拉动水嘴上边的旋钮，从浴盆向花洒
变更水流。关闭水流后，龙头自动恢复浴盆功能

技术参数

工作压强：max 1 MPa
 推荐工作压强：0,1 – 0,5 MPa
 测试压强：1,6 MPa
 (1 MPa = 10 巴 = 147 PSI)
 热水温度：max 80° C
 推荐热水温度：65° C
 流速：ca. 22 l/min 0,3 MPa
 自动防止回流

带有热水控制器的单手柄龙头的调节方法，参见第_1b页。

如果与连续流热水器一起使用，则不必作任何调节。

如果水压达到1.5巴以上，汉斯格雅单手柄龙头可以和液压式或热控式直流式热水器一起使用。

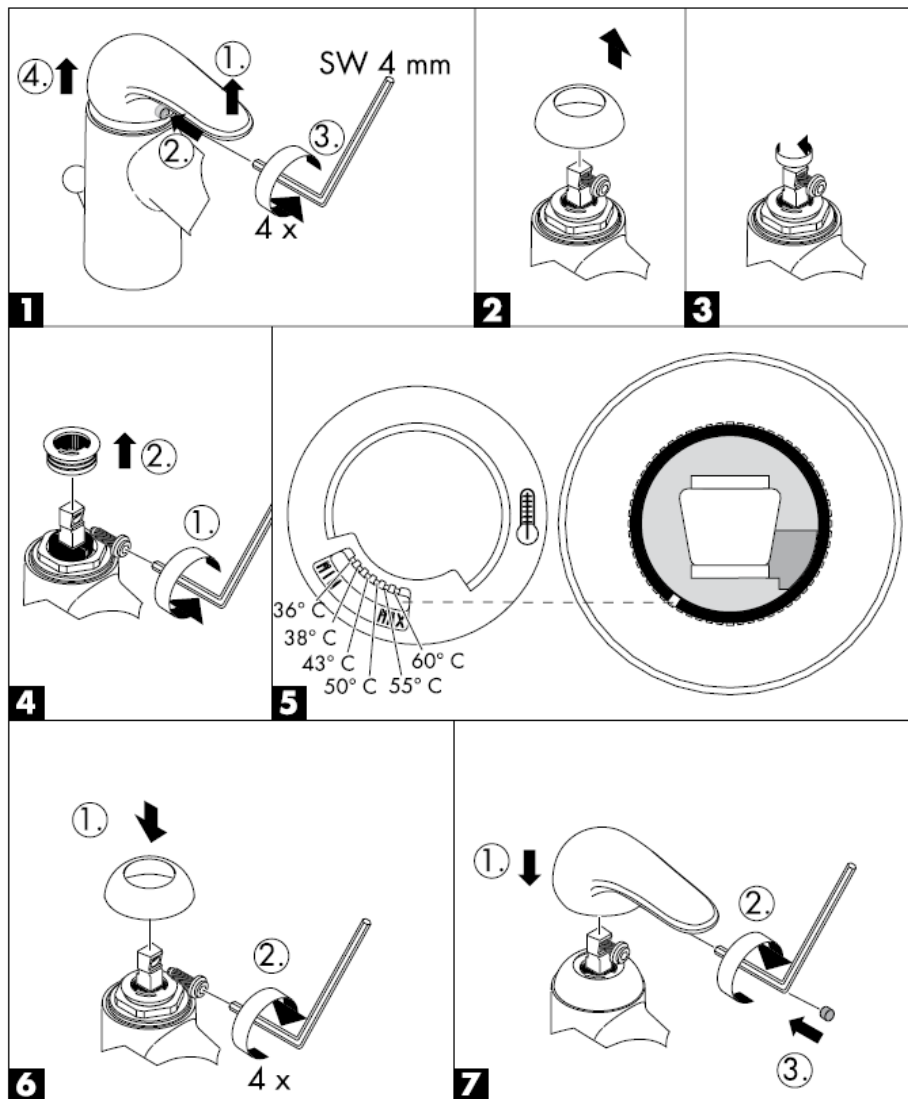
备用零件 参见第页 3

1	手柄	31791000
2	螺钉帽	96338000
3	法兰	94192000
4	螺母	94194000
5	阀体	92730000
6	水波器	96512000
7	分水	94077000
8	提拉钮	94078000
9	单向阀	94074000
10	连接软管	96507000
11	固定件	96016000
12	垫圈	97608000

检验标记

	DVGW	P-IX	SVGW	ACS	NF	WRAS	KIWA
31751000				X	X		
31752000							

热水限制：热水温度60 C，冷水温度10 C，流动压力3巴



hansgrohe

Hansgrohe · Postfach 1145 · D-77761 Schiltach · Telefon +49 (0) 78 36/51-1282 · Telefax +49 (0) 7836/511440
E-Mail: info@hansgrohe.com · Internet: www.hansgrohe.com

Инструкция по монтажу



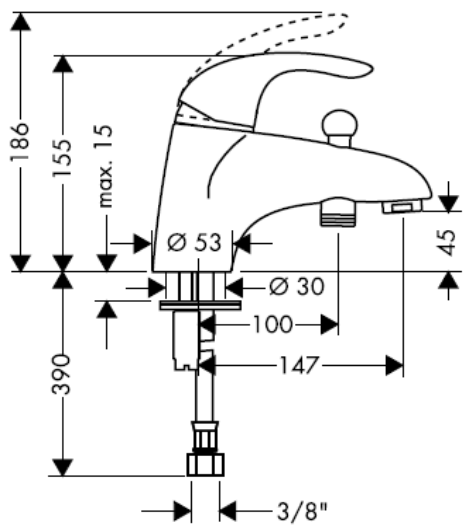
Focus E
31751000



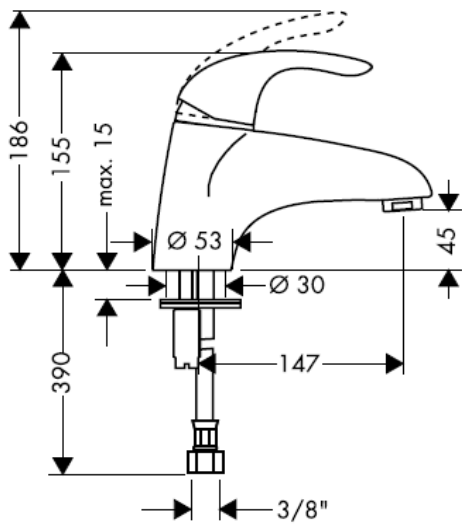
Focus E
31752000

hansgrohe

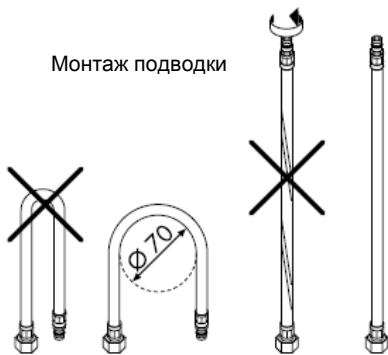
Focus E
31751000

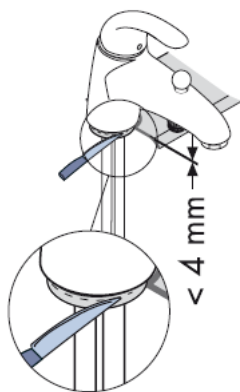
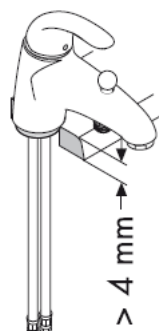
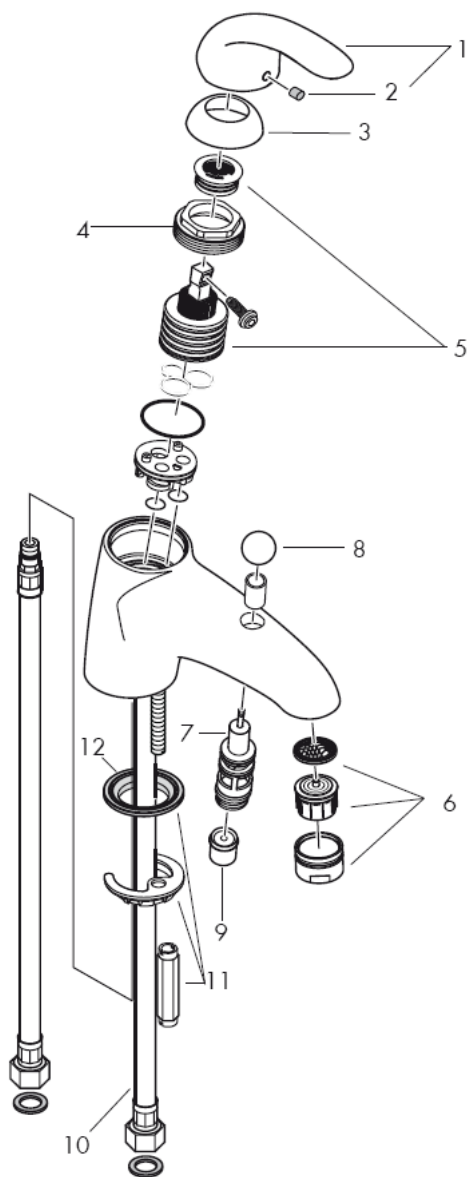


Focus E
31752000



Монтаж подводки





1


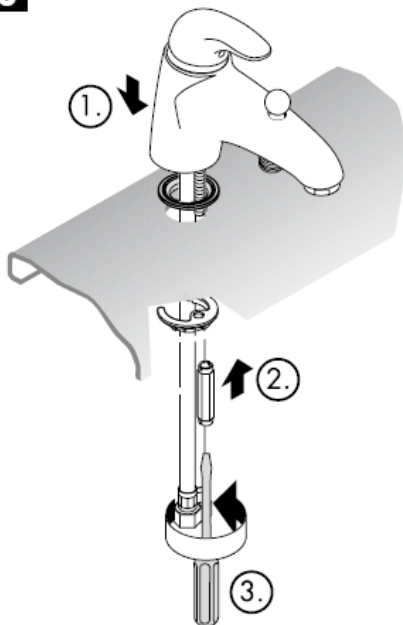
тщательно промыть водопроводные трубы, спустив некоторое количество воды;

Установка, согласно DIN 1988

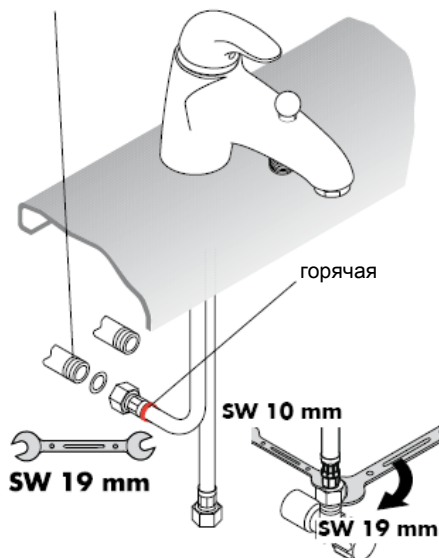
ВНИМАНИЕ! Для того, чтобы можно было проверить шланги подключения, необходимо смотровое окно.

2

Ø 35 mm

**3****4**

Подключение должно быть совместимо с плоским уплотнением



Осторожно! Смеситель должен быть смонтирован по действующим нормам и в соответствии с настоящей инструкцией, проверен на герметичность и безупречность работы

Эксплуатация

Подъемом рукоятки смеситель открывается.
 Поворот влево = горячая вода.
 Поворот вправо = холодная вода.
 32420000: Переключение на ручной душ вытягиванием круглой кнопки с верхней стороны выхода. Переключение в исходное положение осуществляется автоматически после закрытия рукоятки.

Технические данные

Рабочее давление: max 1 МПа
 Рекомендуемое рабочее давление: 0,1 – 0,5 МПа
 Давлении: 1,6 МПа
 (1 МПа = 10 бар = 147 PSI)
 Температура горячей воды: max 80° C
 Рекомендуемая темп. гор. воды: 65° C
 Пропускная способность: ca. 22 л/мин 0,3 МПа
 укомплектован клапаном обратного тока воды

Однорычажный смеситель имеет ограничитель расхода горячей воды (см. Стр. _1b: юстировка).

Однорычажные смесители фирмы HANSGRÖHE можно использовать с электроводонагревателями бойлерного типа при минимальном давлении 0,15 МПа.

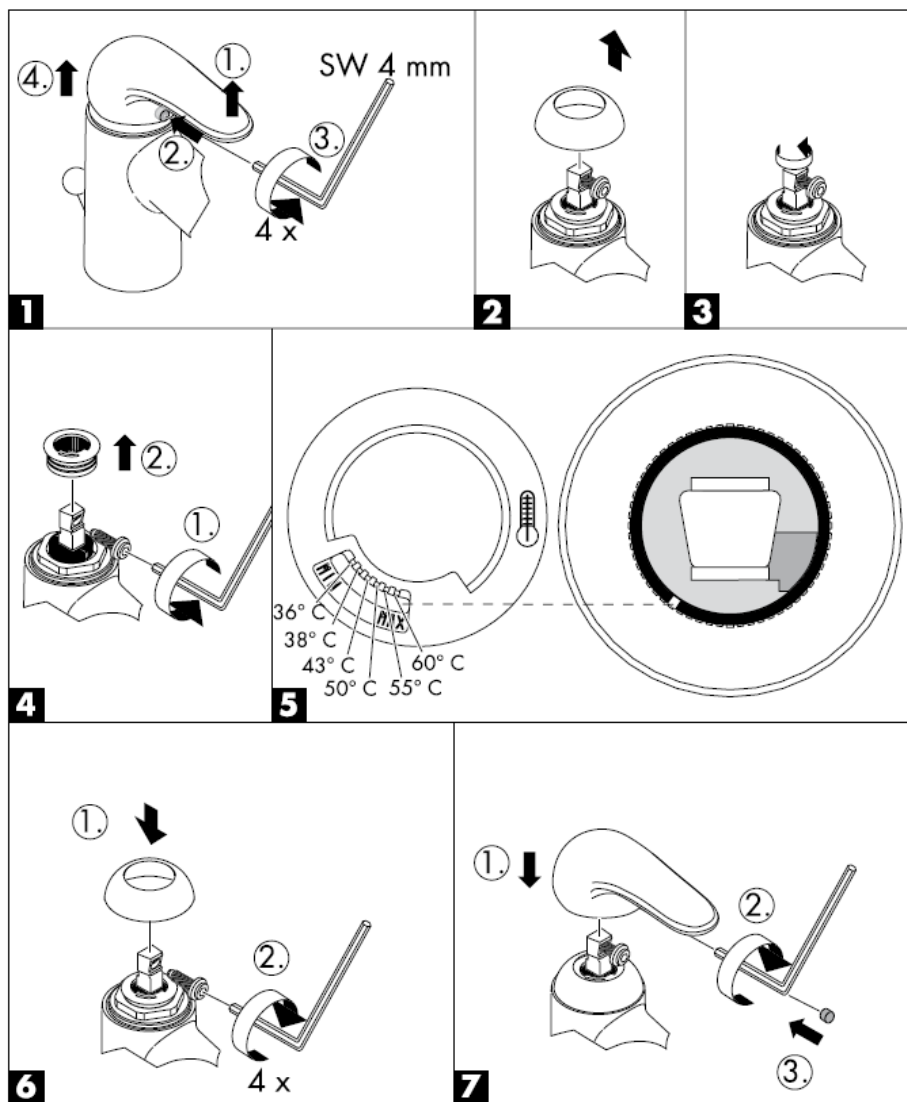
Комплект см. стр. 3

1	Рукоятка	31791000
2	Пробка декоративная	96338000
3	Шаровая розетка	94192000
4	Гайка	94194000
5	картридж	92730000
6	аэратор	96512000
7	Переключатель режима	94077000
8	Кнопка переключателя	94078000
9	Защита обратного тока воды	94074000
10	Подводка	96507000
11	крепеж	96016000
12	уплотнение	97608000

Знак технического контроля

	DVGW	P-IX	SVGW	ACS	NF	WRAS	KIWA
31751000				X	X		
31752000							

Ограничение расхода горячей воды: температура горячей воды 60 C, температура холодной воды 10 C, давление 0,3 МПа.



hansgrohe

Hansgrohe · Postfach 1145 · D-77761 Schiltach · Telefon +49 (0) 78 36/51-1282 · Telefax +49 (0) 7836/511440
E-Mail: info@hansgrohe.com · Internet: www.hansgrohe.com

10/2008
9.05755.01
Русский

Szerelési útmutató



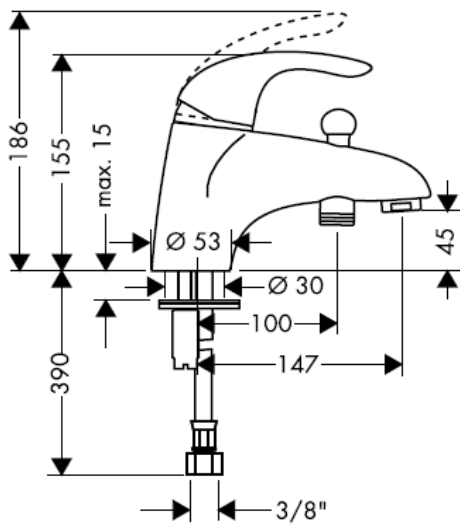
Focus E
31751000



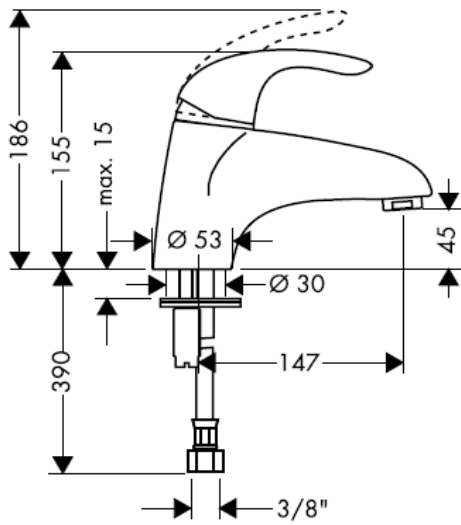
Focus E
31752000

hansgrohe

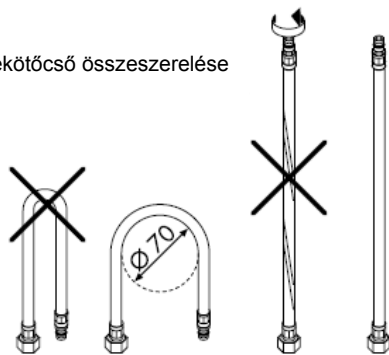
Focus E
31751000

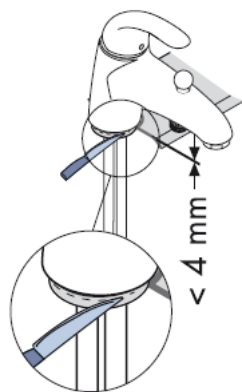
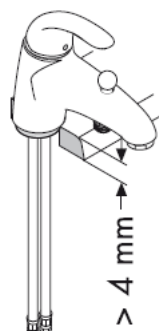
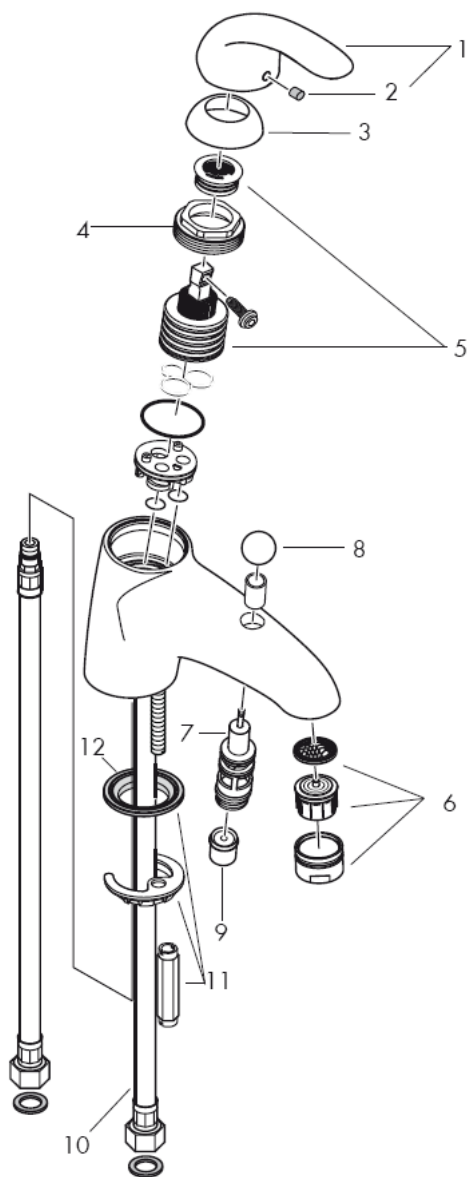


Focus E
31752000



bekötőcső összeszerelése






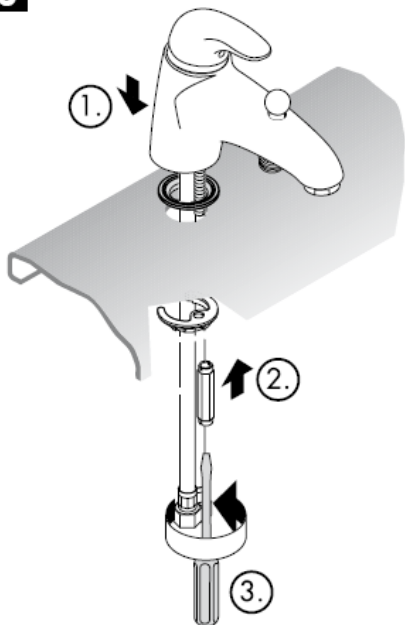
1

A vezetékeket gondosan átöblítjük.
Szerelés DIN 1988 szerint

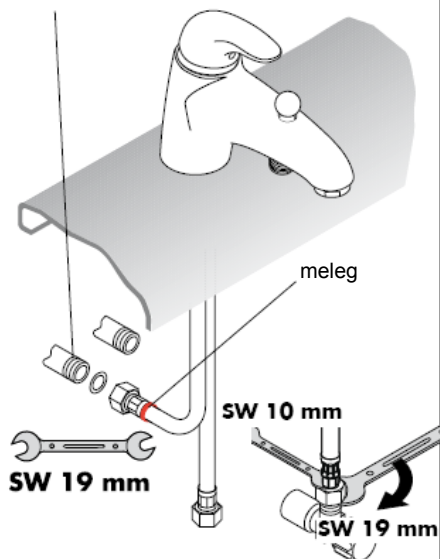
FIGYELEM! Ahhoz, hogy ellenőrizhessük
a csatlakozótömlőket, gondoskodni kell
egy átvizsgálónyílásról.

2

Ø 35 mm


3**4**

A csatlakozásnak lapostömítésre
alkalmasnak kell lenni



Figyelem! A csaptelepet az érvényben lévő előírásoknak megfelelően kell felszerelni, átöblíteni és ellenőrizni!

Használat

A keverőcsapot a fogantyú emelésével nyitjuk ki. Balra csavarva meleg víz, jobbra csavarva hideg víz folyik.

32420000: a kézizuhany átállítása a csap kifolyóján lévő kerek gomb meghúzásával történik. A visszaállítás automatikus a csap elzárásakor.

Műszaki adatok

Üzemi nyomás: max 1 MPa
 Ajánlott üzemi nyomás: 0,1 – 0,5 MPa
 Nyomáspróba: 1,6 MPa
 (1 MPa = 10 bar = 147 PSI)
 Forróvíz hőmérséklet: max 80° C
 Forróvíz javasolt hőmérséklete: 65° C
 Átfolyási teljesítmény : ca. 22 l/min 0,3 MPa
 Visszafolyás gátlóval

Az egykaros, melegvíz-korlátozóval ellátott keverő csaptelep beállítását lásd a _1b. oldalon. Az átfolyó rendszerű vízmelegítőknél nem szükséges a melegvíz-korlátozó.

A Hansgrohe egykaros keverő csaptelepek beépíthetők hidraulikus- és hőszabályozással ellátott átfolyós vízmelegítőknél egyaránt, ha a víznyomás legalább 0,15 MPa.

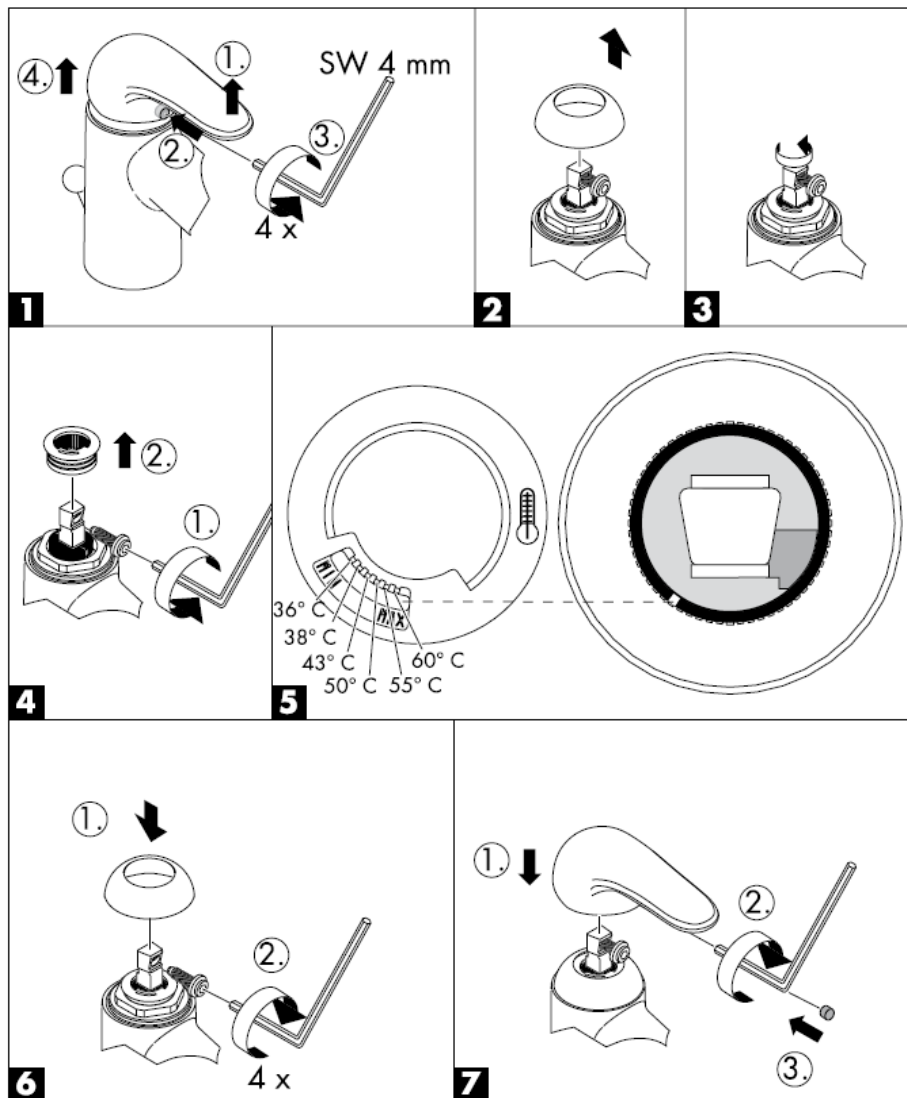
Tartozékok lásd a oldalon 3

1	Fogantyú	31791000
2	Takaródugó a csavarhoz	96338000
3	Golyórozetta	94192000
4	Anyá	94194000
5	Betét	92730000
6	Perlátor	96512000
7	kádváltó szelep (kompl.)	94077000
8	kádváltó szelep gomb	94078000
9	Visszacsapószelep	94074000
10	Bekötőcső	96507000
11	Alsó rögzítőrész	96016000
12	Tömítés	97608000

Vizsgajel

	DVGW	P-IX	SVGW	ACS	NF	WRAS	KIWA
31751000				X	X		
31752000							

Melegvíz-korlátozás: melegvíz-hőmérséklet 60 C, hidegvíz-hőmérséklet 10 C, víznyomás 0,3 MPa.



hansgrohe

Hansgrohe · Postfach 1145 · D-77761 Schiltach · Telefon +49 (0) 78 36/51-1282 · Telefax +49 (0) 7836/511440
E-Mail: info@hansgrohe.com · Internet: www.hansgrohe.com

10/2008
9.05755.01
Magyar

Asennusohje



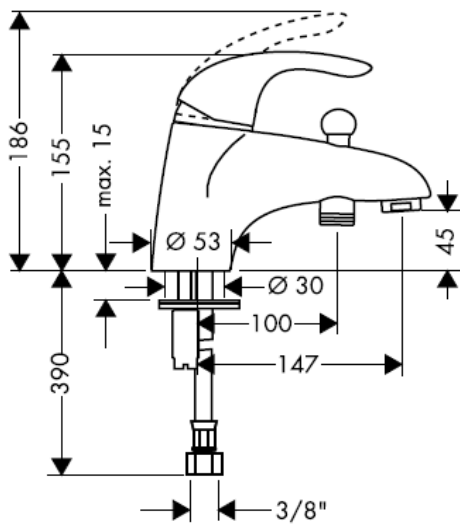
Focus E
31751000



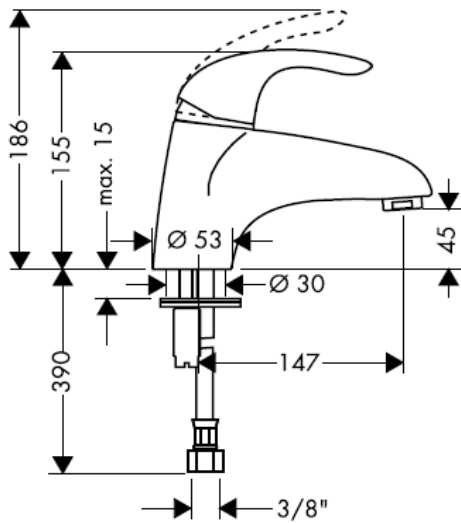
Focus E
31752000

hansgrohe

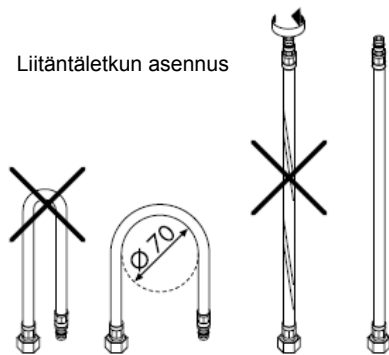
Focus E
31751000

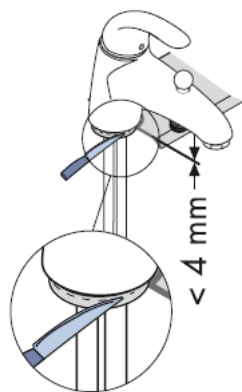
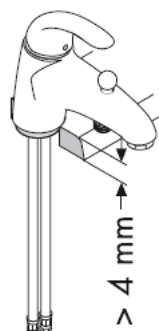
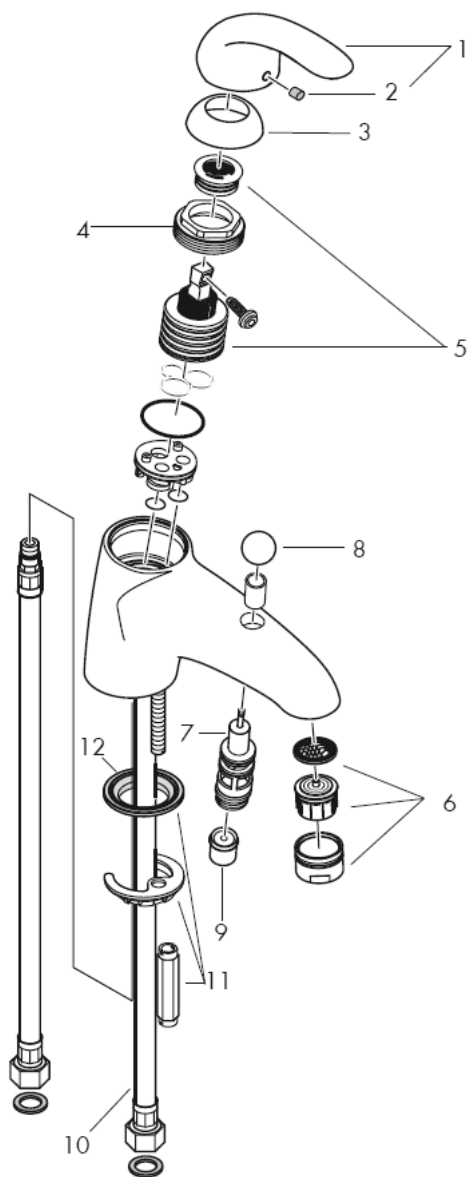


Focus E
31752000



Liitäntätietkus asennus






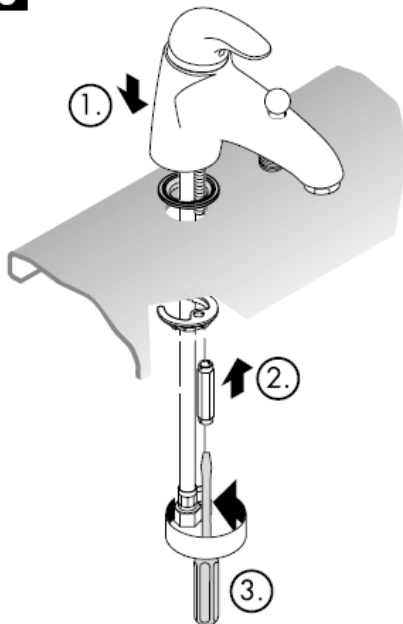
1

Huuhtelee syöttöputken asianmukaisesti.
Asennus normin DIN 1988 mukaisesti

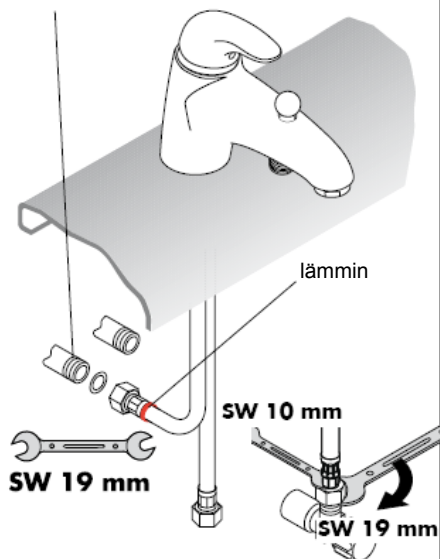
HUOMIO! Liitäntäletkujen tarkastamista
varten tarvitaan ehdottomasti
tarkastusaukko!

2

Ø 35 mm


3**4**

Liittimen tulee soveltua tasotiivisteelle



Huomio! Kaluste on asennettava, huuhdeltava ja tarkastettava voimassa olevien määräysten mukaisesti!

Käyttö

Sekoittaja avataan kahvaa nostamalla.
Kääntö oikealle = kylmä vesi,
kääntö vasemmalle = lämmin vesi. 32420000:
Vaihto käsisuihkulle tehdään vetämällä juoksuputken yläpuolella olevaa pyöreää nuppia.
Palautus tapahtuu kahvan sulkemisen jälkeen automaattisesti.

Tekniset tiedot

Käyttöpaine: max 1 MPa
Suositeltu käyttöpaine: 0,1 – 0,5 MPa
Koestuspaine: 1,6 MPa
(1 MPa = 10 bar = 147 PSI)
Kuuman veden lämpötila: max 80° C
Kuuman veden suosituslämpötila: 65° C
Läpivirtausmäärä: ca. 22 l/min 0,3 MPa
Estää itsestään paluuvirtauksen

Yksivipuinen sekoittaja lämpimän veden rajoituksella, katso säätö sivulta _1b. Lämpimän veden rajoitusta ei tarvita läpivirtauskuumentimen yhteydessä.

Hansgrohe yksivipuisia sekoittimia voi käyttää hydraulisesti tai termisesti ohjattujen läpivirtauskuumentimien yhteydessä, jos virtauspaine on vähintään 0,15 MPa.

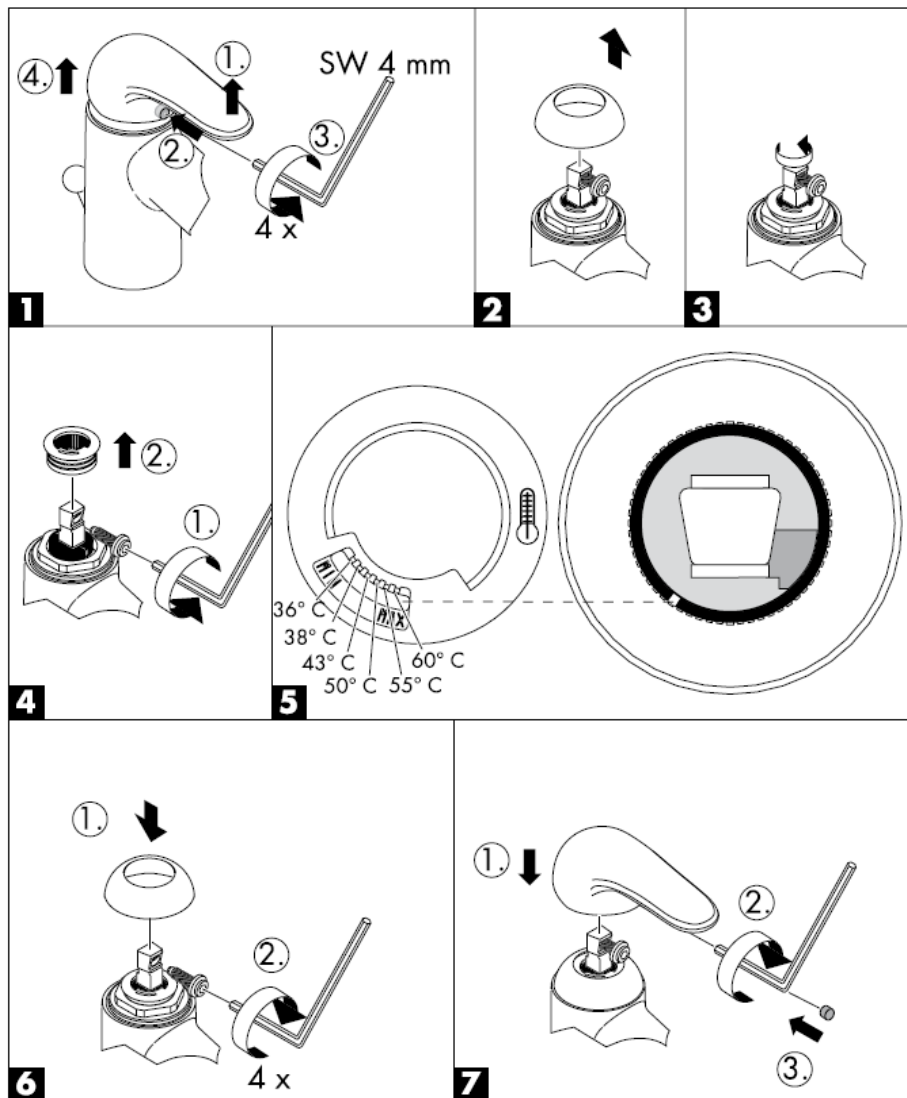
Varaosat katso sivu 3

1	Kahva	31791000
2	Kahvatulppa	96338000
3	Kuulapeiterengas	94192000
4	Mutteri	94194000
5	Panos, täydellinen	92730000
6	Poresuutin, täydellinen	96512000
7	Vaihtoventtiili, täydellinen	94077000
8	Vetonuppi	94078000
9	Vastaventtiili	94074000
10	Liitinletku	96507000
11	Kiristyslevy ja mutteri	96016000
12	Tiiviste	97608000

Koestusmerkki

	DVGW	P-IX	SVGW	ACS	NF	WRAS	KIWA
31751000				X	X		
31752000							

Kuumanveden rajoitin: kuuman veden lämpötila 60 C, kylmän veden lämpötila 10 C, virtauspaine 0,3 MPa.



hansgrohe

Hansgrohe · Postfach 1145 · D-77761 Schiltach · Telefon +49 (0) 78 36/51-1282 · Telefax +49 (0) 7836/511440
E-Mail: info@hansgrohe.com · Internet: www.hansgrohe.com

Monteringsanvisning



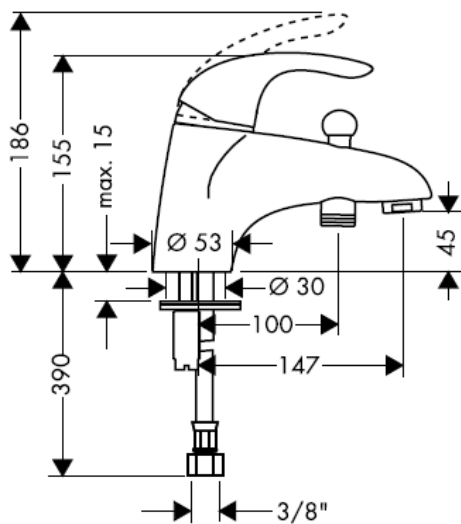
Focus E
31751000



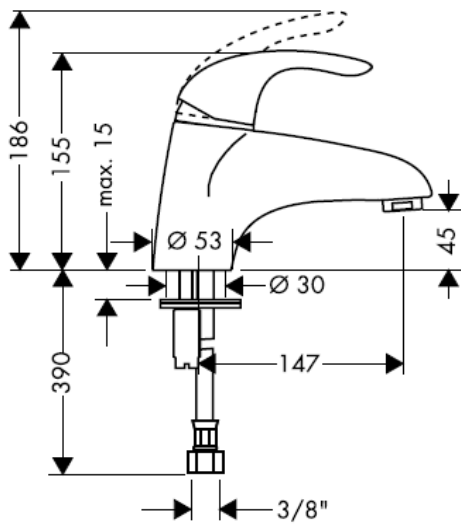
Focus E
31752000

hansgrohe

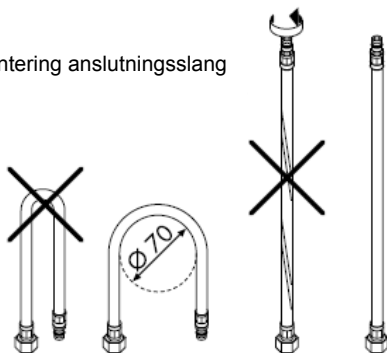
Focus E
31751000

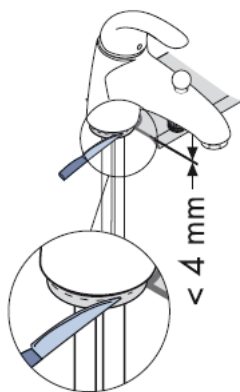
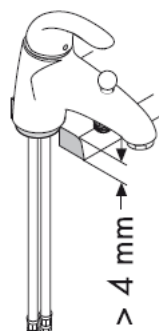
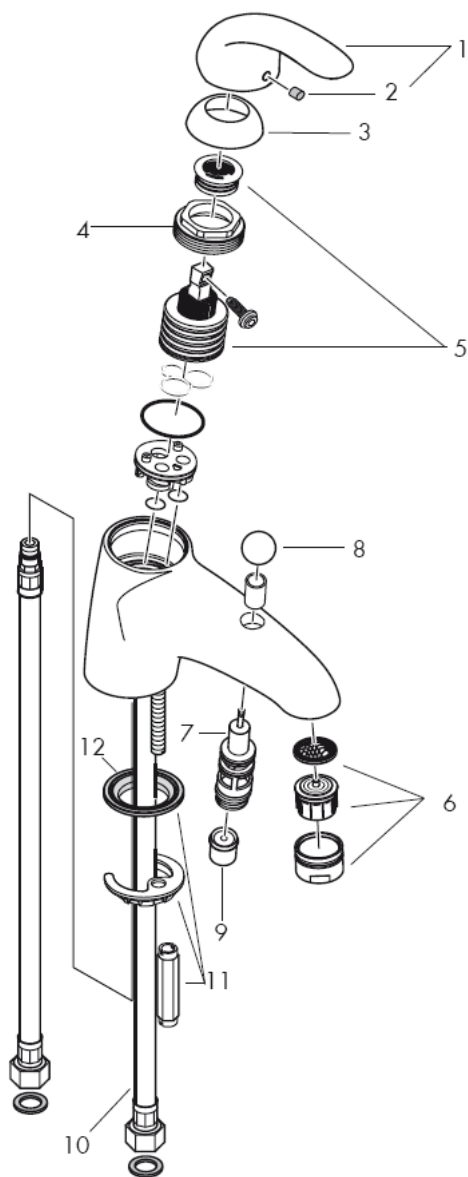


Focus E
31752000



Montering anslutnings slang






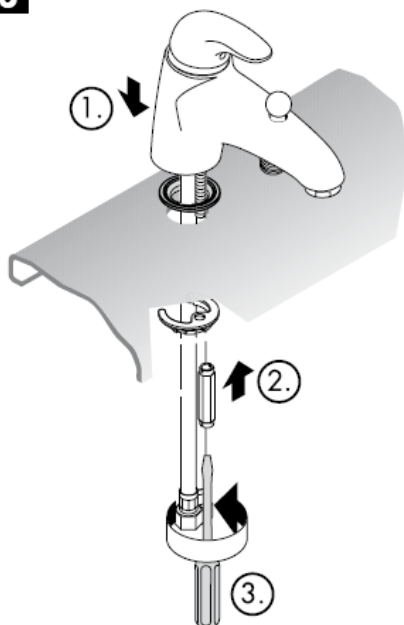
1

Skölj tillförselledningarna noga.
Installation enligt DIN 1988

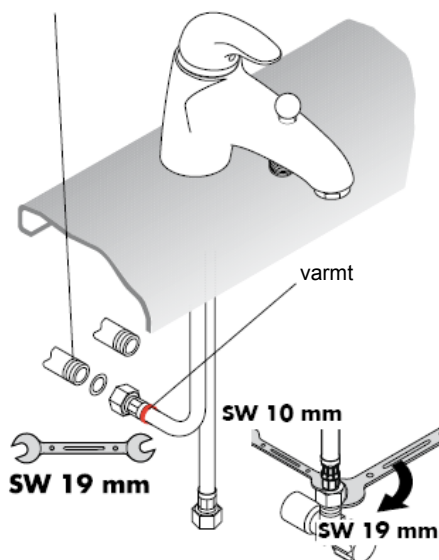
OBS! Det måste finnas en revisionslucka
för att det ska vara möjligt att kontrollera
anslutningsslangarna.

2

Ø 35 mm

**3****4**

Anslutningen måste passa för
flänspackning



OBS! Blandaren måste installeras, genomspolas och testas enligt gällande föreskrifter.

Hantering

När greppet lyfts öppnas blandaren.
Svängning åt vänster = varmt vatten.
Svängning åt höger = kallt vatten.
32420000: Man ställer om till handdusch genom att dra i den runda knappen på översidan av blandaren. Återställningen sker automatiskt när greppet har stängts.

Tekniska data

Driftstryck: max 1 MPa
 Rek. driftstryck: 0,1 – 0,5 MPa
 Tryck vid provtryckning: 1,6 MPa
 (1 MPa = 10 bar = 147 PSI)
 Varmvattentemperatur: max 80° C
 Rek. varmvattentemp.: 65° C
 Genomströmning/mängd: ca. 22 l/min 0,3 MPa
 Självspärr mot återflöde

Enhandsblandare med varmvattenreglering, justering se sidan _1b. Vid användning tillsammans med varmvattenberedare behövs ingen varmvattenreglering.

Hansgrohe enhandsblandare kan användas tillsammans med hydrauliskt och termiskt styrda varmvattenberedare när flödestrycket uppgår till minst 0,15 MPa.

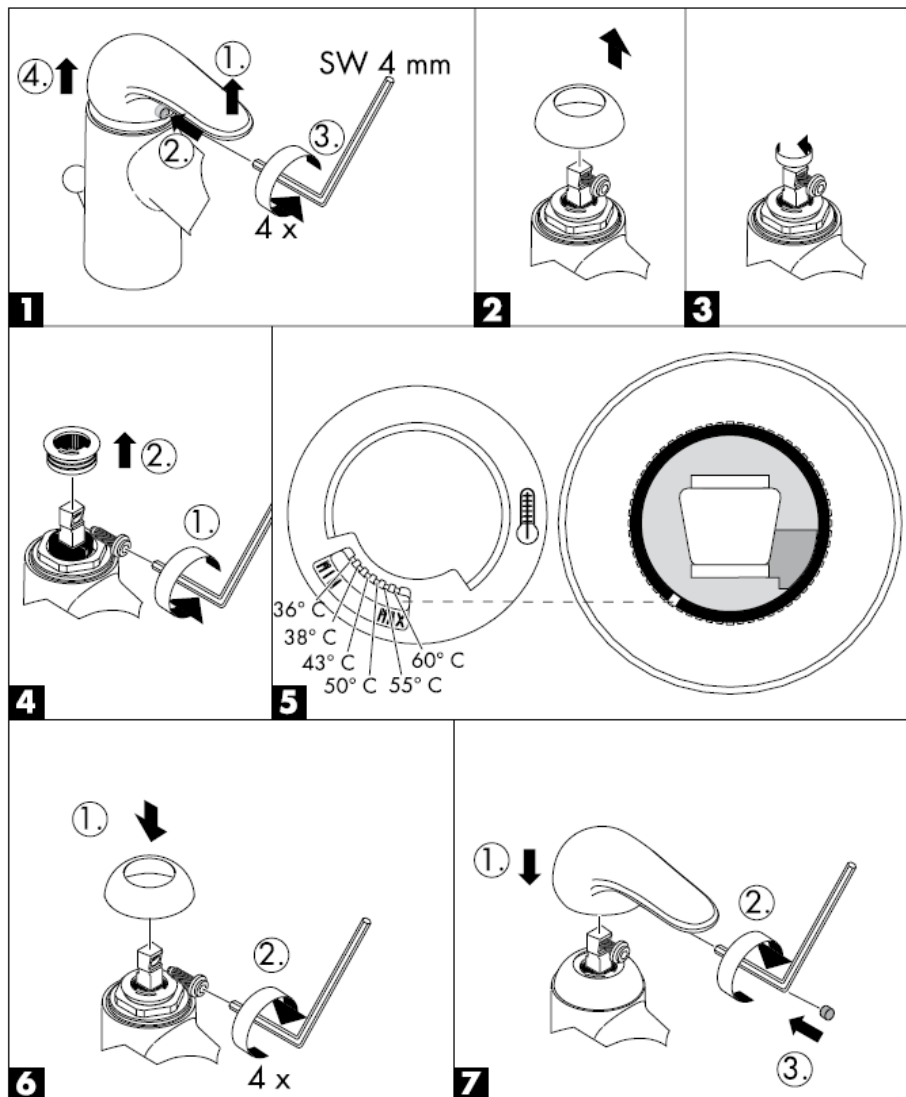
Reservdelar se sidan 3

1	Grepp	31791000
2	Greppstopp	96338000
3	Kulrosett	94192000
4	Mutter	94194000
5	Patron kompl.	92730000
6	Komplett perlator	96512000
7	Omställare kompl.	94077000
8	Dragknapp	94078000
9	Backventil	94074000
10	Anslutningsslang	96507000
11	Stagmontering kompl.	96016000
12	Packning	97608000

Testsigill

	DVGW	P-IX	SVGW	ACS	NF	WRAS	KIWA
31751000				X	X		
31752000							

Varmvattenreglering: Varmvattentemperatur 60 C, Kallvattentemperatur 10 C, flödestryck 0,3 MPa.



hansgrohe

Hansgrohe · Postfach 1145 · D-77761 Schiltach · Telefon +49 (0) 78 36/51-1282 · Telefax +49 (0) 7836/511440
E-Mail: info@hansgrohe.com · Internet: www.hansgrohe.com

10/2008
9.05755.01
Svenska

Montavimo instrukcijos



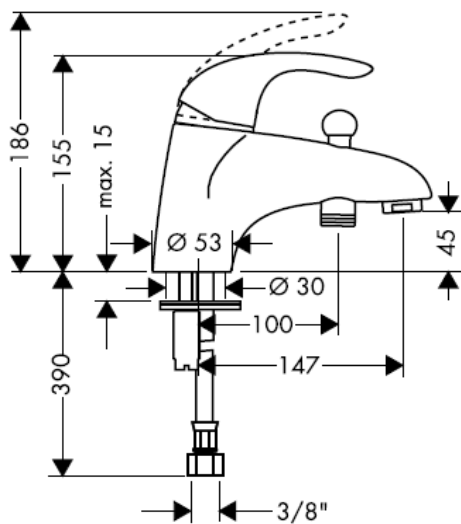
Focus E
31751000



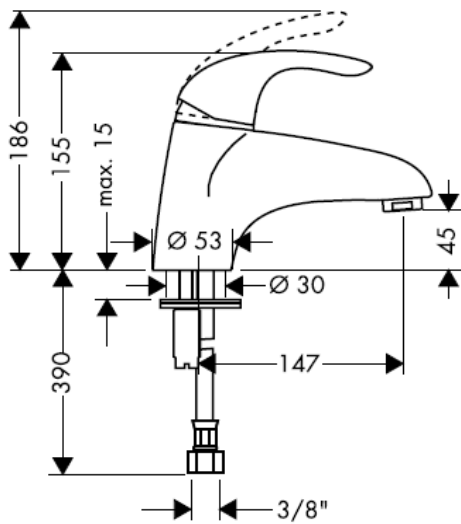
Focus E
31752000

hansgrohe

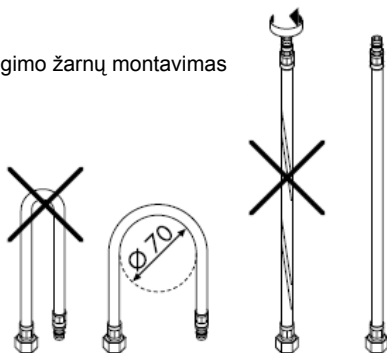
Focus E
31751000

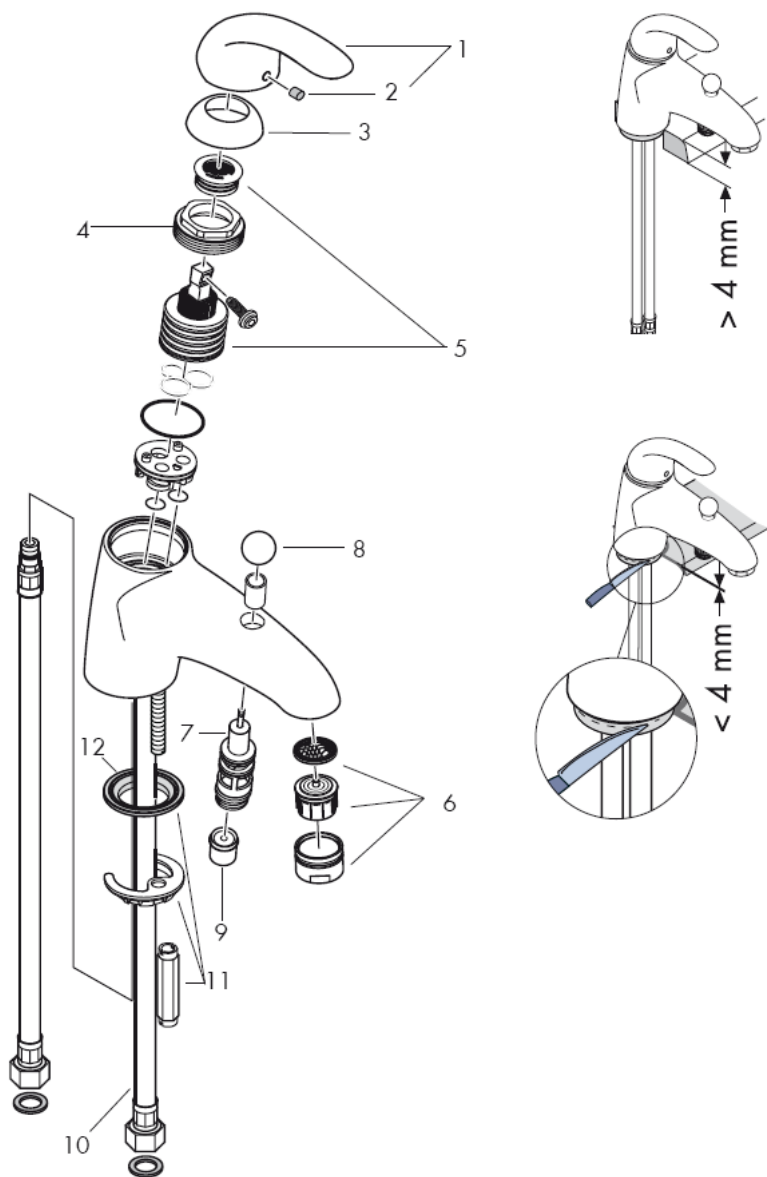


Focus E
31752000



Prijungimo žarnų montavimas






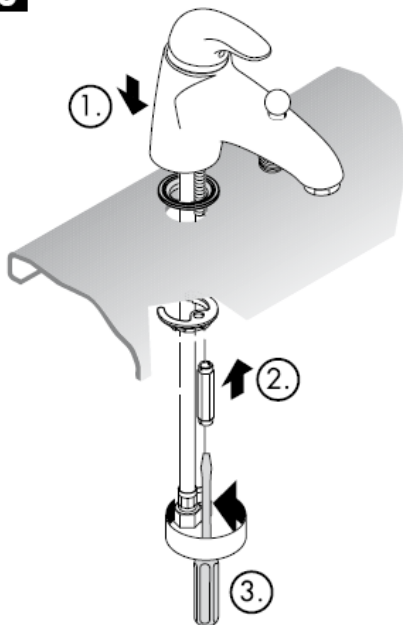
1

Išplauti vamzdžius.
Montavimas pagal DIN 1988

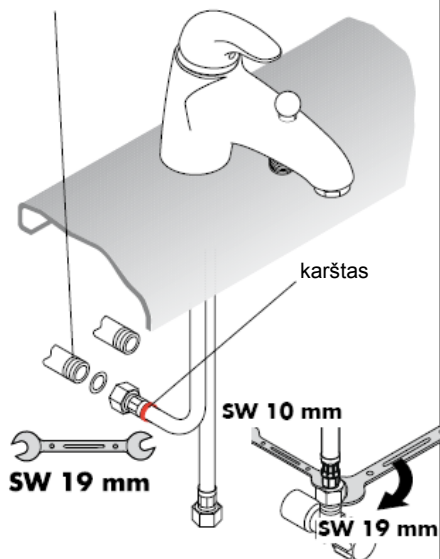
DĖMESIO! Kad būtų galima patikrinti
jungiamąją žarną, būtina įrengti dureles!

2

Ø 35 mm

**3****4**

Prijungimas turi atitikti plokščiąjį
sandariklį



Dėmesio! Maišytuvas privalo būti montuojamas, išleidžiamas ir patikrinamas pagal galiojančias normas!

Eksplotacija

Maišytuvas atidaromas pakėlus rankenėlę. Pasukus rankenėlę į kairę, įjungiamas karštas vanduo; į dešinę - šaltas.

32420000: vonios funkcija keičiama į dušo funkciją, patraukus rankenėlę, esančią čiaupo viršuje. Išjungus vandens tekėjimą, maišytuvas automatiškai įjungia normalią srovę.

Techniniai duomenys

Darbinis slėgis: max 1 MPa
 Rekomenduojamas slėgis: 0,1 – 0,5 MPa
 Bandomasis slėgis: 1,6 MPa
 (1 MPa = 10 barų = 147 PSI)
 Karšto vandens temperatūra: max 80° C
 Rekomenduojama karšto vandens temperatūra: 65° C
 Vandens pralaidumas: ca. 22 l/min 0,3 MPa
 Su atbuliniu vožtuvu

Vienos rankenėlės maišytuvas turi karšto vandens ribotuvą (nustatymą žr. psl. _1b). Naudojant momentinį šildiklį karšto vandens ribotuvus nebūtinai.

"Hansgrohe" vienos rankenėlės maišytuvai gali būti naudojami su hidrauliškai ir termiškai reguliuojamais momentiniais šildikliais, kai vandens slėgis mažesnis kaip 0,15 MPa.

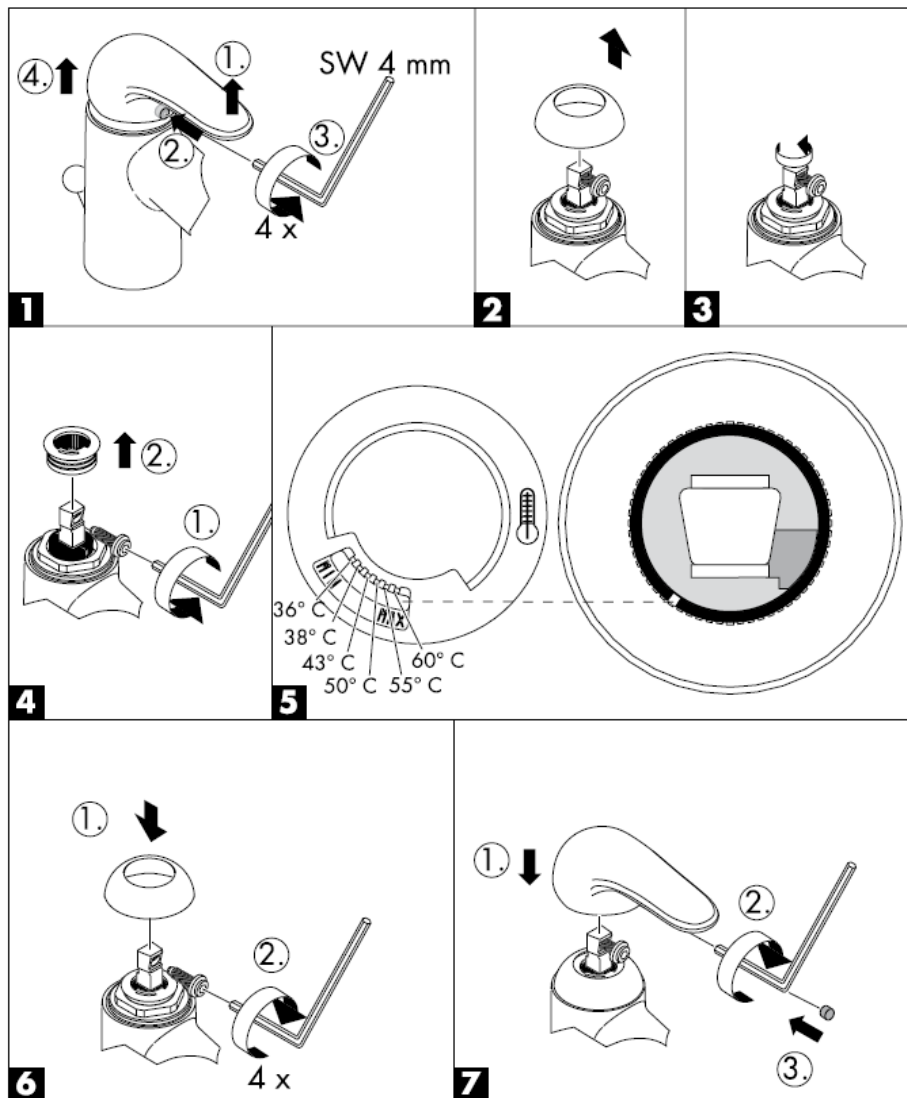
Atsarginės dalys žr. psl. 3

1	Rankenėlė	31791000
2	Dangtis	96338000
3	Dangtis	94192000
4	veržlė	94194000
5	kasetė	92730000
6	oro kompresorius	96512000
7	Perjungiklis	94077000
8	Perjungiklio mygtukas	94078000
9	atbulinis vožtuvas	94074000
10	Prijungimo žarna	96507000
11	fiksavimo rinkinys	96016000
12	Tarpinė	97608000

Bandymo pažyma

	DVGW	P-IX	SVGW	ACS	NF	WRAS	KIWA
31751000				X	X		
31752000							

Karšto vandens ribotuvas: karšto vandens temperatūra 60 C, šalto vandens - 10 C, slėgis 0,3 MPa..



hansgrohe

Hansgrohe · Postfach 1145 · D-77761 Schiltach · Telefon +49 (0) 78 36/51-1282 · Telefax +49 (0) 7836/511440
E-Mail: info@hansgrohe.com · Internet: www.hansgrohe.com

10/2008
9.05755.01
Lietuviškai

Uputstva za instalaciju



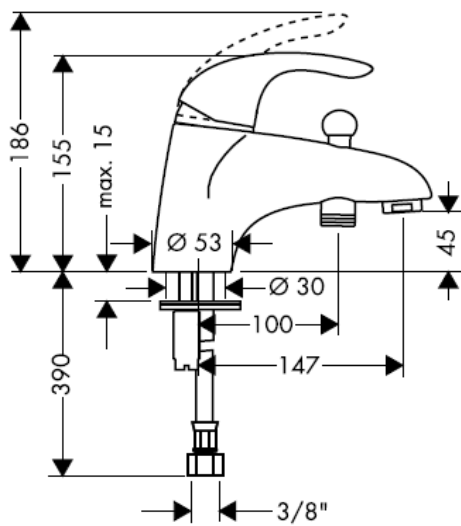
Focus E
31751000



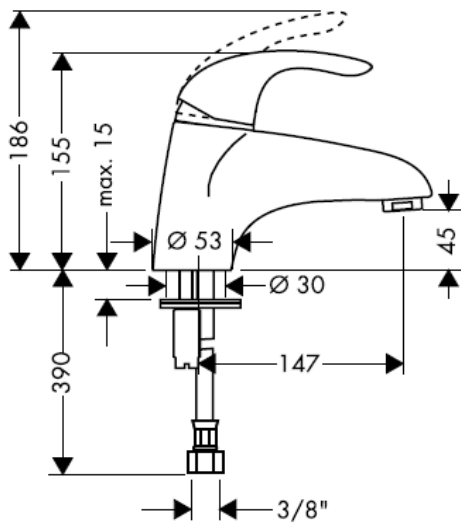
Focus E
31752000

hansgrohe

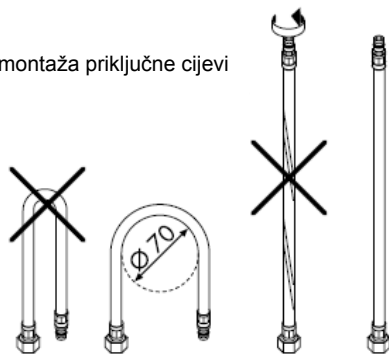
Focus E
31751000

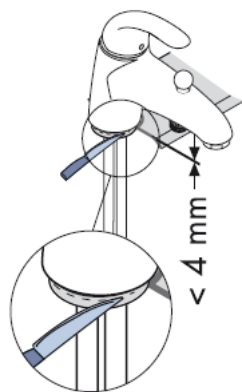
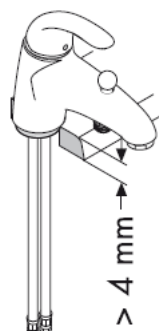
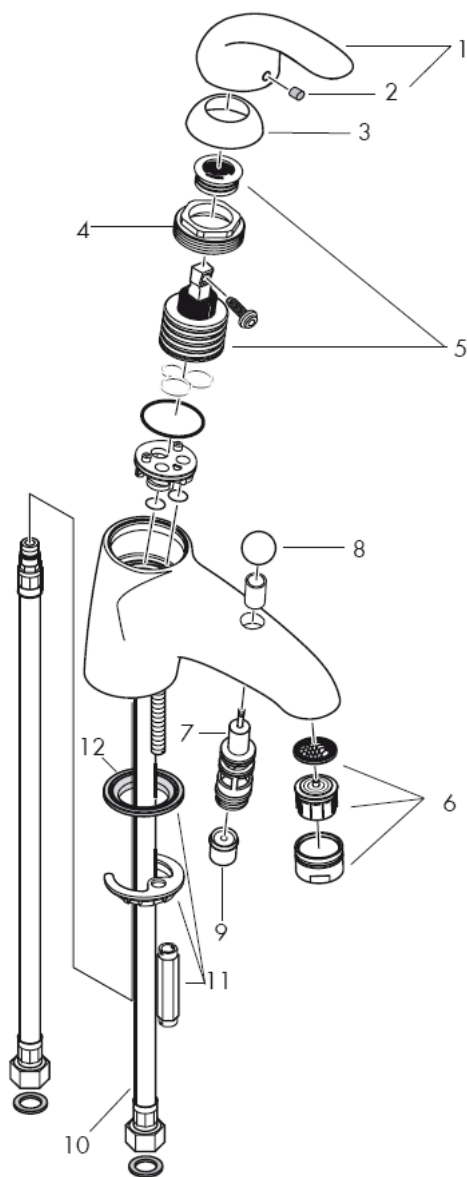


Focus E
31752000



montaža priključne cijevi






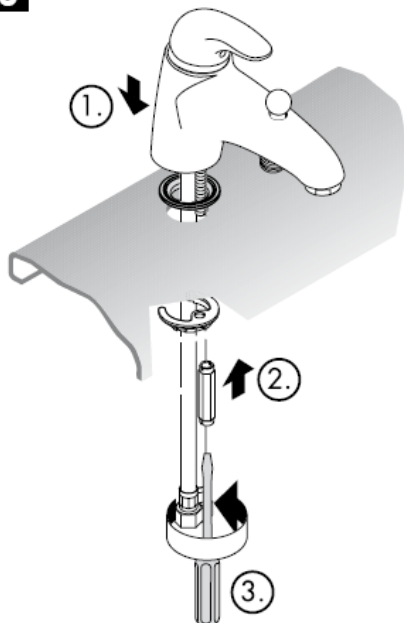
1

Ispirite cijevi dovoda.
Instalacija prema standardu DIN 1988

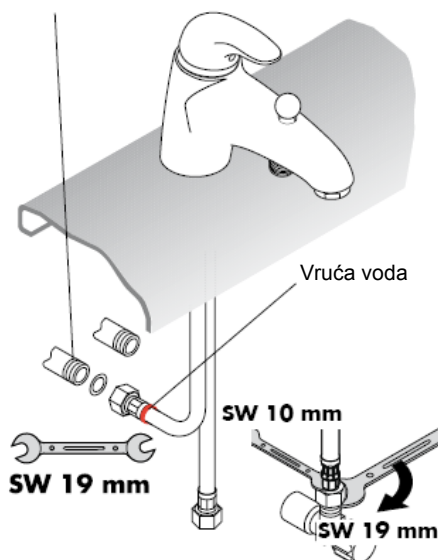
Pažnja! Da bi se mogla ispitati ispravnost
spojnog crijeva mora postojati otvor za
provjeru

2

Ø 35 mm

**3****4**

Priključak mora biti prikladan za
pljosnату brtvu.



Pažnja! Cijevi moraju biti postavljene, isprane i testirane prema važećim normama!

Upotreba

Slavina se otvara podizanjem ručice.
Okretanje ulijevo = vruća voda
Okretanje udesno = hladna voda
32420000: Protok se prebacuje sa slavine na tuš podizanjem ručice na gornjem dijelu izljeva.
Nakon zatvaranja protoka vode automatski se prebacuje na slavinu.

Tehnički podatci

Najveći dopušteni tlak: max 1 MPa
Preporučeni tlak: 0,1 – 0,5 MPa
Probni tlak: 1,6 MPa
(1 MPa = 10 bara = 147 PSI)
Temperatura vruće vode: max 80° C
Preporučena temperatura vruće vode: 65° C
Protok vode: ca. 22 l/min 0,3 MPa
Funkcije samo-čišćenja

Da bi podesili limiter vruće vode na jednoručnim slavinama molimo Vas da pogledate stranicu 1b.
Podešavanje nije potrebno ako koristite protočni bojler.

Hansgrohe jednoručne slavine se mogu koristiti sa hidraulični i termički kontroliranim protočnim bojlerima ako je tlak najmanje 0,15 MPa.

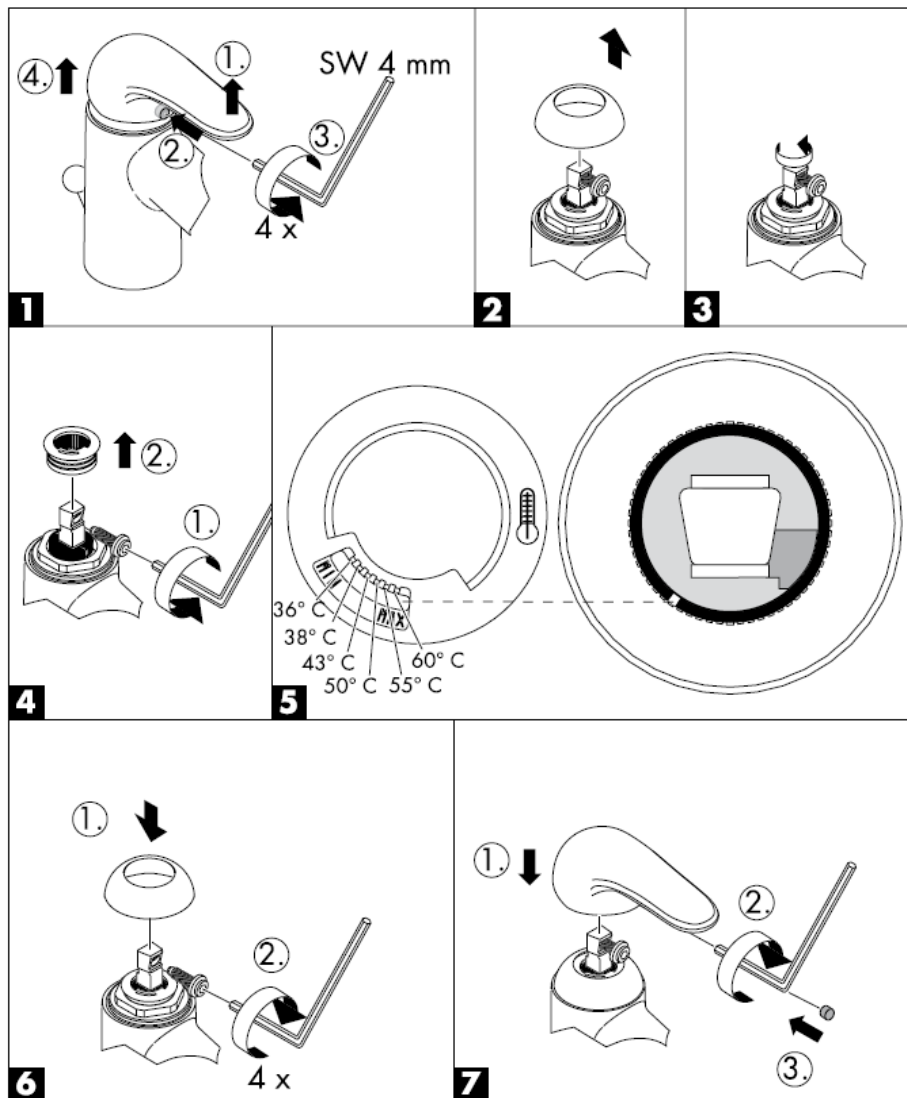
Rezervni djelovi pogledaj stranicu 3

1	Ručica	31791000
2	Poklopac vijka	96338000
3	Poklopac	94192000
4	Matica	94194000
5	Uložak	92730000
6	Aerator pozlaćeni	96512000
7	selektor	94077000
8	Gumb usmjerivača	94078000
9	nepovratni ventil	94074000
10	Dovodna cijev	96507000
11	Matica za učvršćivanje slavine	96016000
12	brtva	97608000

Oznaka testiranja

	DVGW	P-IX	SVGW	ACS	NF	WRAS	KIWA
31751000				X	X		
31752000							

Limiter vruće vode: temperatura vruće vode 60 C, temperatura hladne vode 10 C, tlak 0,3 MPa.



hansgrohe

Hansgrohe · Postfach 1145 · D-77761 Schiltach · Telefon +49 (0) 78 36/51-1282 · Telefax +49 (0) 7836/511440
E-Mail: info@hansgrohe.com · Internet: www.hansgrohe.com

10/2008
9.05755.01
Hrvatski

Montaj kılavuzu



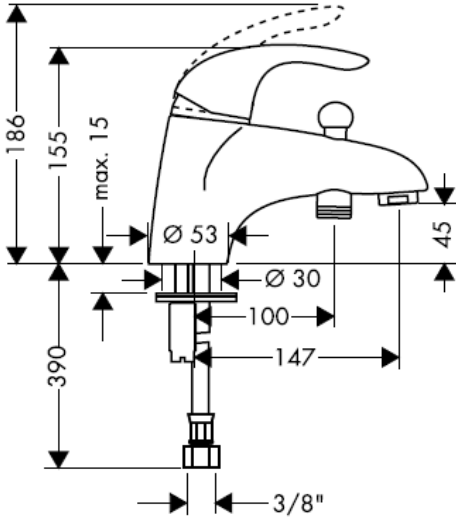
Focus E
31751000



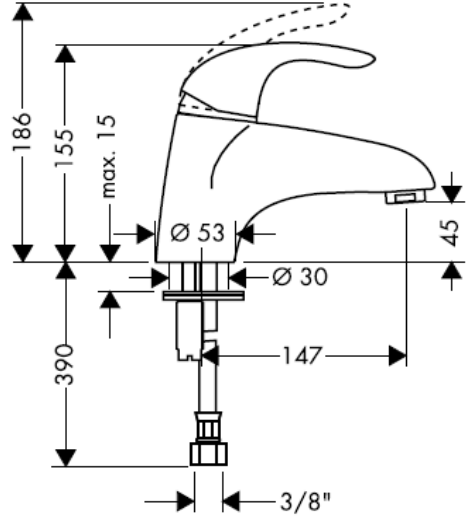
Focus E
31752000

hansgrohe

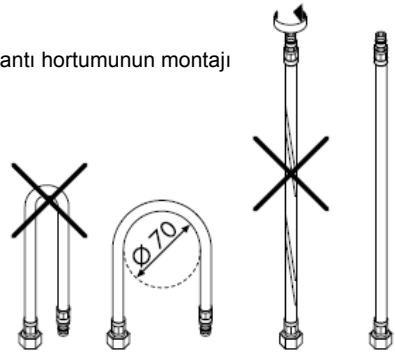
Focus E
31751000

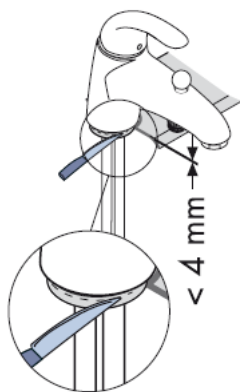
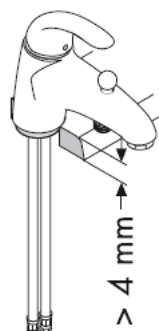
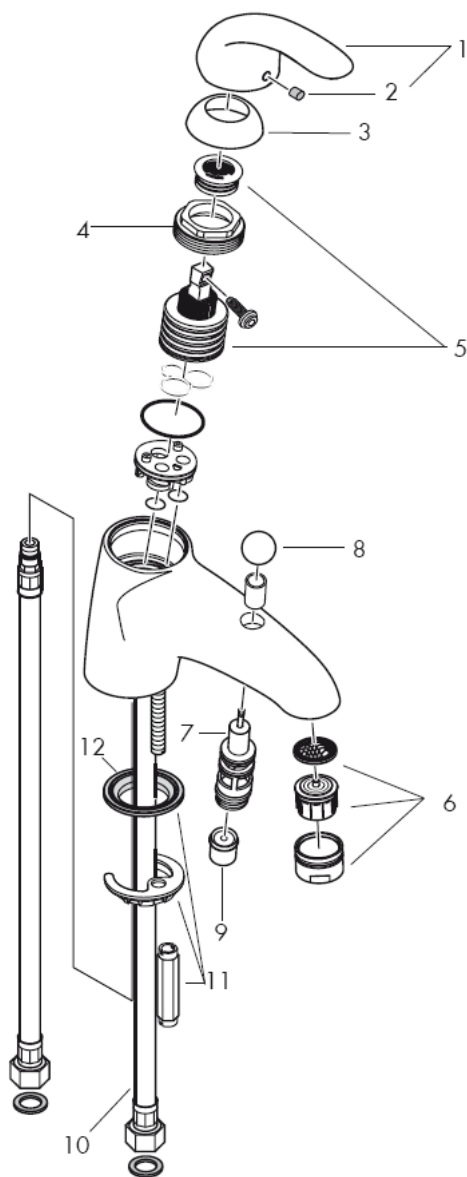


Focus E
31752000



Bağlantı hortumunun montajı






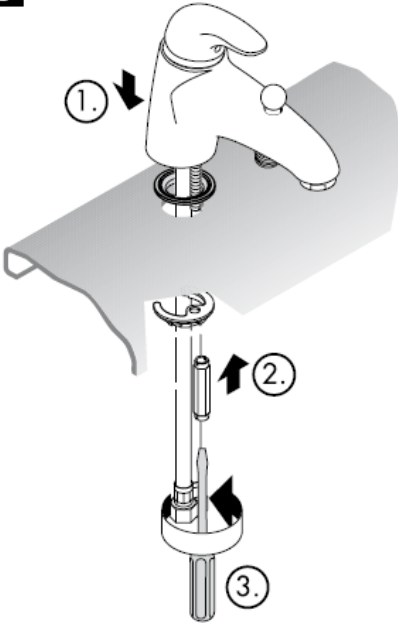
1

Su giriş hatlarından su akıtarak boruları iyice temizleyiniz.
DIN 1988'e göre montaj

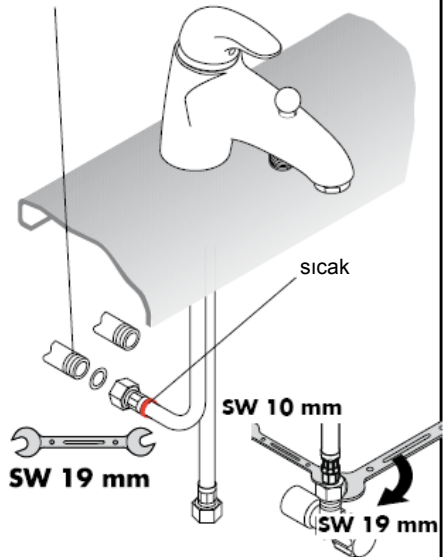
DİKKAT! Bağlantı hortumlarını kontrol etmek için bir revizyon deliği mevcut olmalıdır.

2

Ø 35 mm

**3****4**

Bağlantı yassı conta için uygun olmalıdır



Önemli! Batarya geçerli normlara göre monte edilmeli, yıkanmalı ve kontrol edilmelidir!

Kullanımı

Musluk kolunu yukarıya doğru kaldırınca mikser batarya açılır.
Gövdede ki kolu sola çevrildiğinde = sıcak su
Gövdede ki kolu sağa çevrildiğinde = soğuk su
31740XXX: Musluğun gagasının üst tarafındaki divertör kolunu yukarı çekerek bataryayı gagadan el duşu çıkışına yönlendirebilirsiniz.
Batarya Kapandığında divertör otomatik olarak düşer ve su akımı gagaya yönlendirilir.

Teknik bilgiler

İşletme basıncı: max 1 MPa
Tavsiye edilen işletme basıncı: 0,1 – 0,5 MPa
Kontrol basıncı: 1,6 MPa
(1 MPa = 10 bar = 147 PSI)
Sıcak su sıcaklığı: max 80° C
Tavsiye edilen su ısı: 65° C
Debisi : ca. 22 l/min 0,3 MPa
Geri emme önleyici

Sıcak su sınırlayıcı özelliğine sahip tek kollu bataryanın ayarlanması için _1b. sayfaya bakınız.
Bir sürekli akışlı su ısıtıcısı ile birlikte kullanılırsa sıcak su sınırlayıcısına gerek kalmaz.

Su akış basıncı en azından 0,15 MPa olan yerlerde Hansgrohe tek kollu bataryalarını, hidrolik ve termik kumandalı şofbenlerle birlikte kullanabilirsiniz.

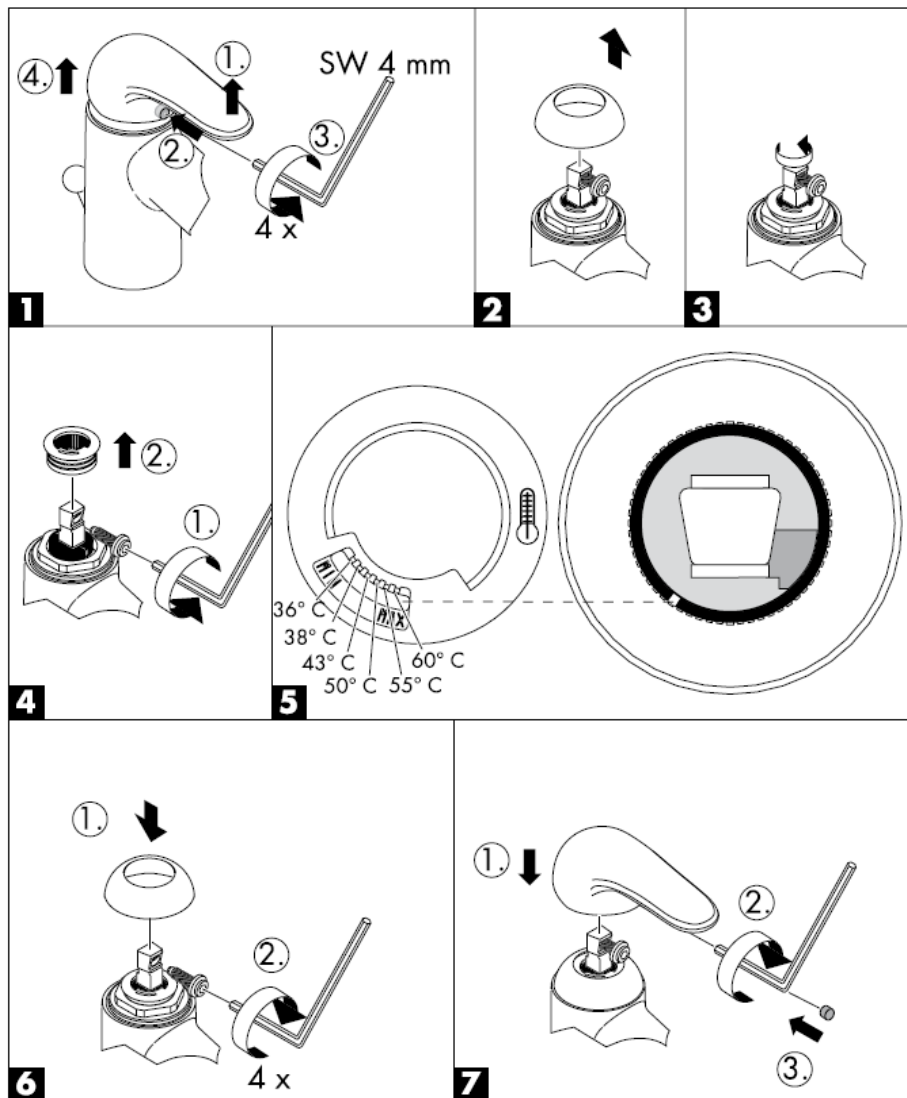
Yedek Parçalar Bakınız sayfa 3

1	Kumanda kolu	31791000
2	Vida tıpası	96338000
3	Bilyeli rozet	94192000
4	Somun	94194000
5	Kartuş	92730000
6	Perlatör	96512000
7	Divertör (komple)	94077000
8	Divertör kolu	94078000
9	Çek valf	94074000
10	Bağlantı hortumu	96507000
11	Montaj elemanı	96016000
12	Conta	97608000

Kontrol işareti

	DVGW	P-IX	SVGW	ACS	NF	WRAS	KIWA
31751000				X	X		
31752000							

Sıcak su sınırlaması: Sıcak su sıcaklığı 60 C, soğuk su sıcaklığı 10 C, akma basıncı 0,3 MPa.



hansgrohe

Hansgrohe · Postfach 1145 · D-77761 Schiltach · Telefon +49 (0) 78 36/51-1282 · Telefax +49 (0) 7836/511440
E-Mail: info@hansgrohe.com · Internet: www.hansgrohe.com

10/2008
9.05755.01
Türkçe

Instrucțiuni de montare



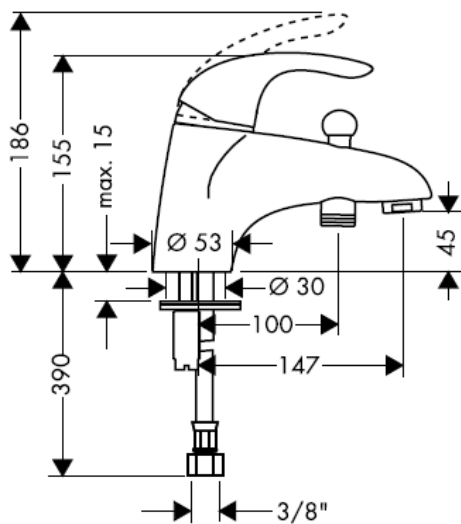
Focus E
31751000



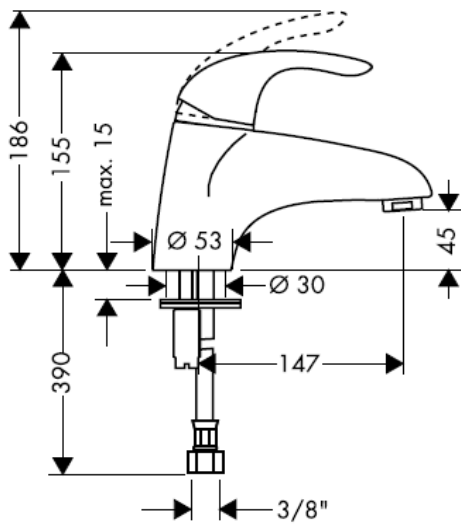
Focus E
31752000

hansgrohe

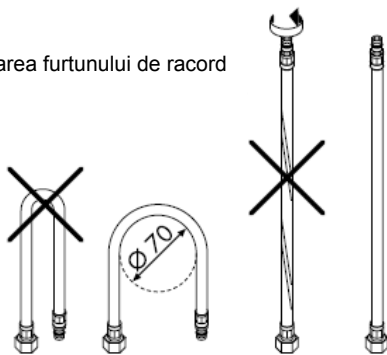
Focus E
31751000

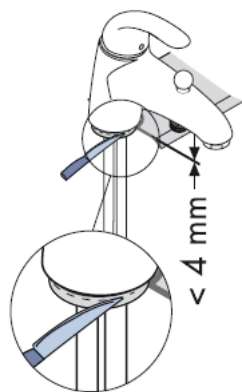
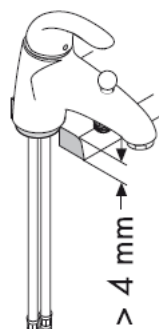
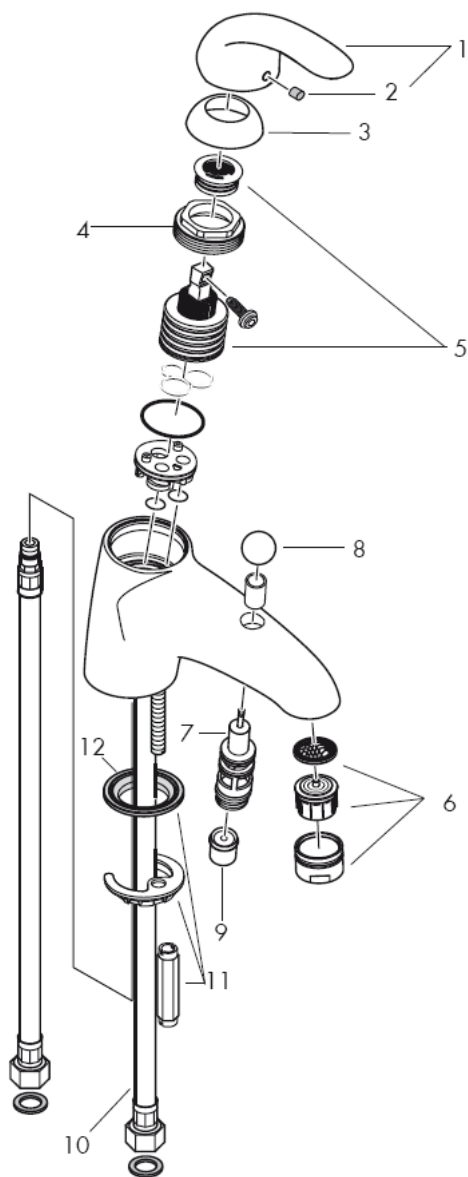


Focus E
31752000



Montarea furtunului de racord






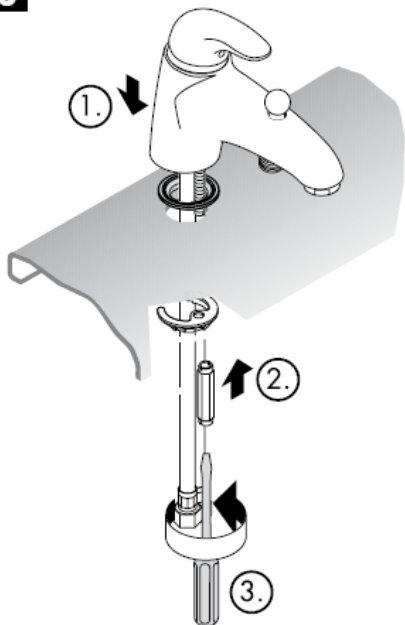
1

Clătiți conductele de alimentare în mod profesional.
Instalare conform DIN 1988

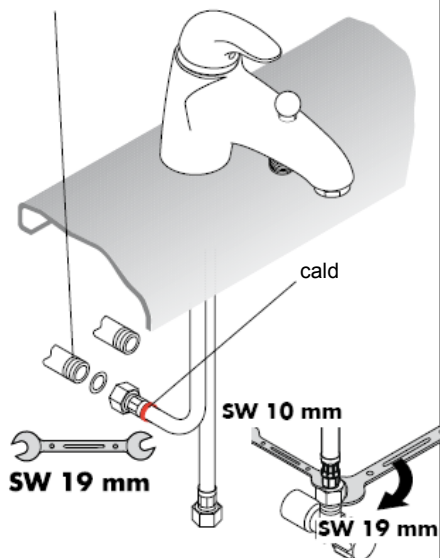
ATENȚIE! Trebuie prevăzută o deschidere pentru verificarea furtunurilor de conectare!

2

Ø 35 mm

**3****4**

Racordul trebuie să fie potrivit pentru fitilul plat



Atenție! Bateria trebuie montată, clătită și verificată conform normelor în vigoare.

Utilizare

Deschideți bateria prin ridicarea manetei.
 Rotire spre stânga = apă caldă.
 rotire spre dreapta = apă rece.
 32420000: Selectați modul de funcționare duș manual prin tragerea butonului pe partea superioară a pipei. Se revine la jetul normal după închiderea apei la baterie.

Date tehnice

Presiune de funcționare: max 1 MPa
 Presiune de funcționare recomandată: 0,1 – 0,5 MPa
 Presiune de verificare: 1,6 MPa
 (1 MPa = 10 bar = 147 PSI)
 Temperatura apei calde: max 80° C
 Temperatura recomandată a apei calde: 65° C
 Debit de apă: ca. 22 l/min 0,3 MPa
 Asigurat contra scurgere înapoi

Bateria monocomadă cu limitarea apei calde, pentru reglare vezi pag. _1b.
 Dacă conectați bateria la un boiler instant nu este necesară instalarea unui opritor de apă caldă.

Bateriile monocomadă Hansgrohe pot fi utilizate cu boiler instant cu comandă termică sau hidraulică dacă presiunea apei de alimentare este de min. 0,15 MPa.

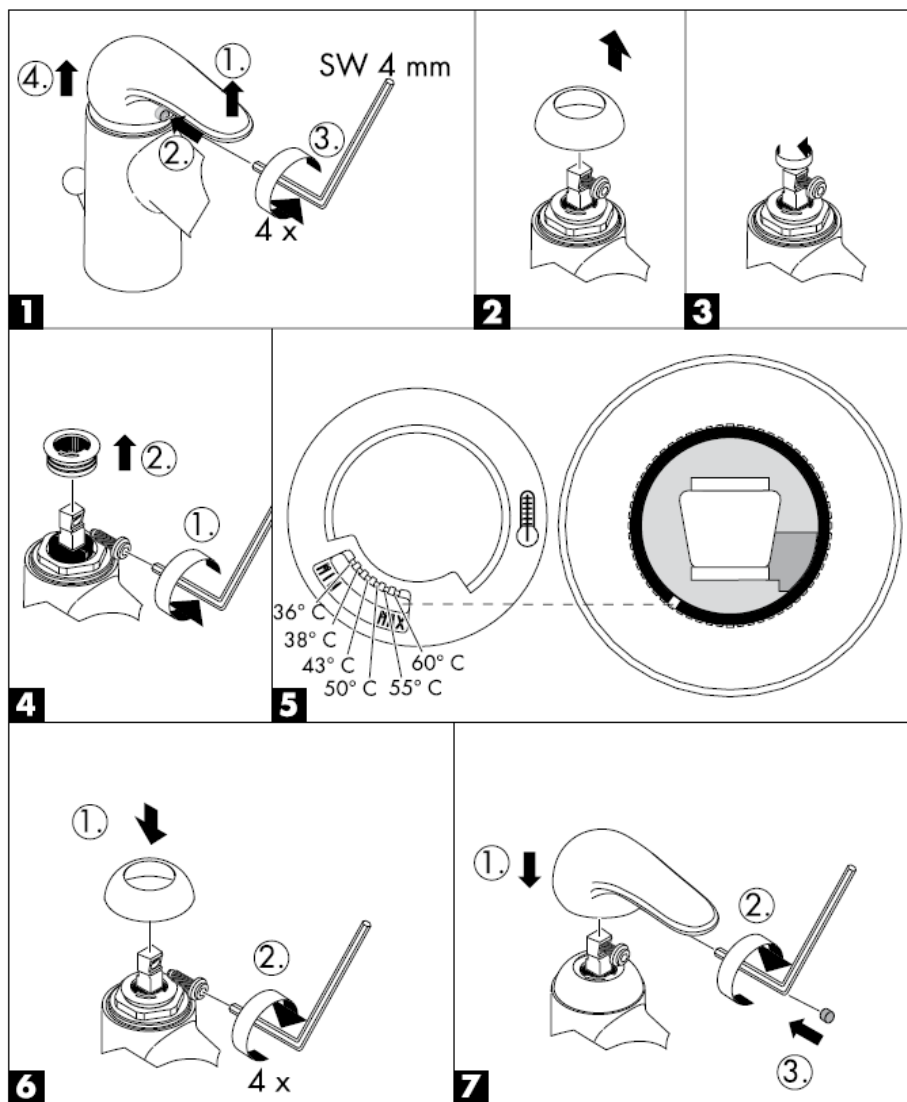
Piese de schimb vezi pag. 3

1	Mâner	31791000
2	Dop filetat	96338000
3	Flanșă	94192000
4	Piuliță	94194000
5	Cartuș cpl.	92730000
6	Pulverizator aer cpl.	96512000
7	Comutator cpl.	94077000
8	Buton de tragere	94078000
9	Supapă de reținer	94074000
10	Furtun de racordare	96507000
11	Sistem de fixare cpl.	96016000
12	Garnitură	97608000

Certificat de testare

	DVGW	P-IX	SVGW	ACS	NF	WRAS	KIWA
31751000				X	X		
31752000							

Limitator pentru apă caldă: Temperatură apă caldă: 60 C, temperatură apă rece: 10 C, presiune de curgere: 0,3 MPa.



hansgrohe

Hansgrohe · Postfach 1145 · D-77761 Schiltach · Telefon +49 (0) 78 36/51-1282 · Telefax +49 (0) 7836/511440
E-Mail: info@hansgrohe.com · Internet: www.hansgrohe.com

10/2008
9.05755.01
România

Οδηγία συναρμολόγησης



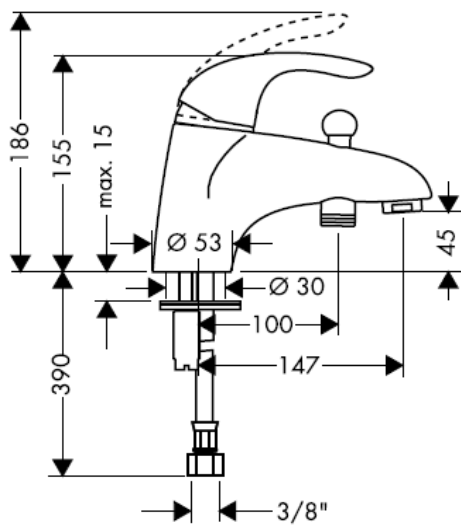
Focus E
31751000



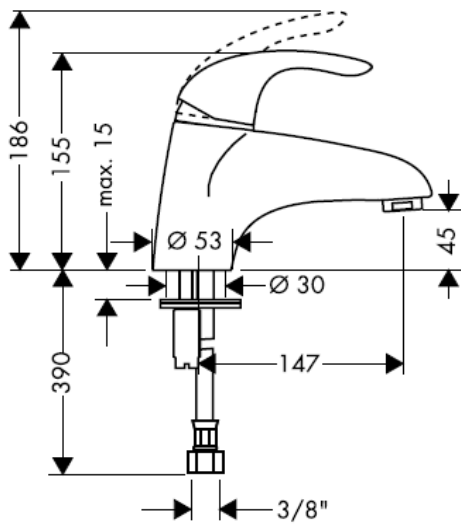
Focus E
31752000

hansgrohe

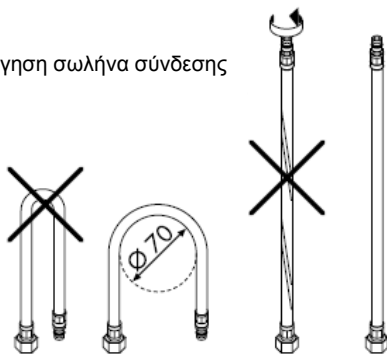
Focus E
31751000

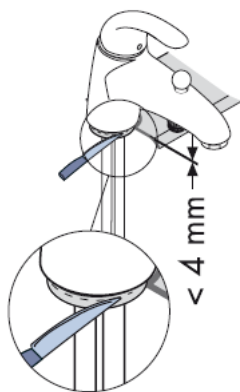
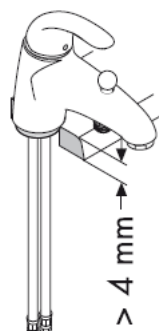
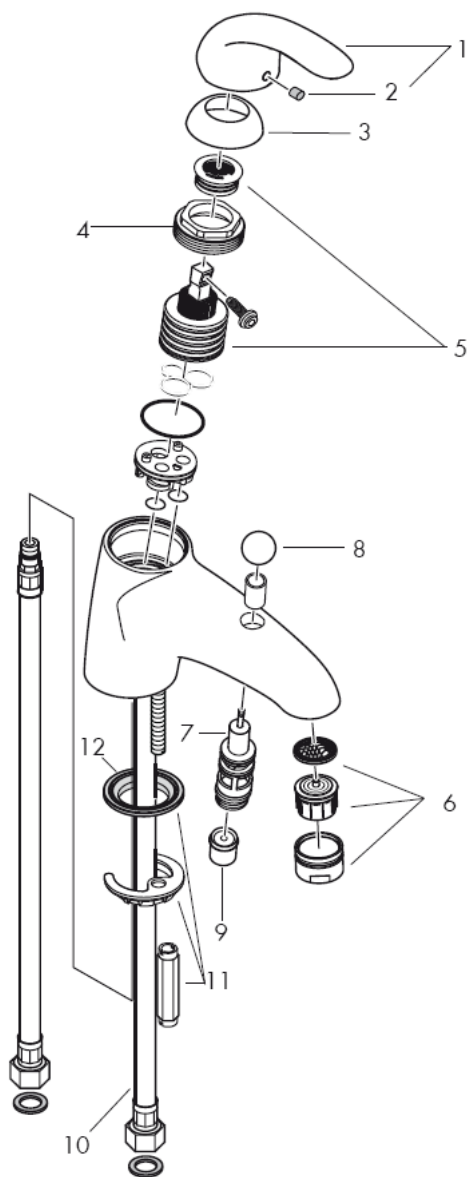


Focus E
31752000



Συναρμολόγηση σωλήνα σύνδεσης






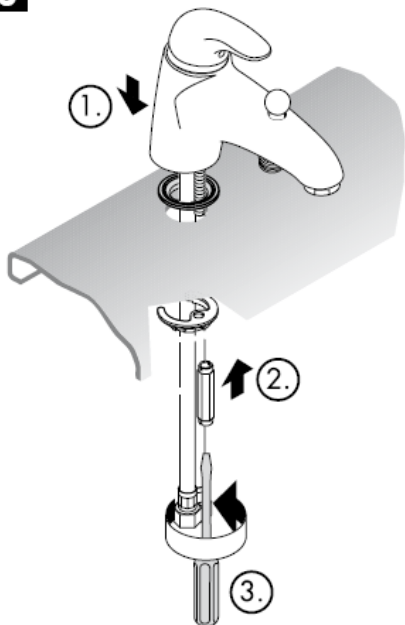
1

Πλένετε καλά τις σωληνώσεις σύνδεσης.
Εγκατάσταση σύμφωνα με το πρότυπο
DIN 1988

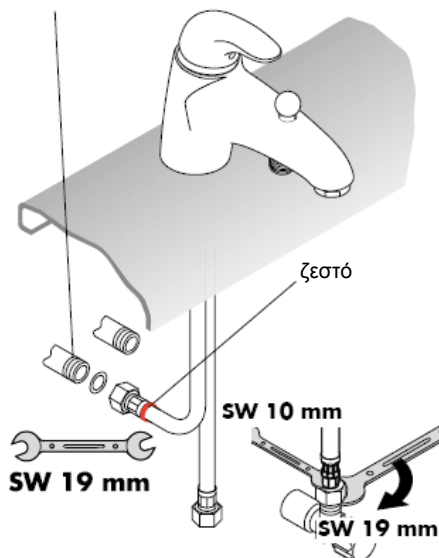
ΠΡΟΣΟΧΗ! Για να μπορείτε να
επιθεωρήσετε τους σωλήνες παροχής, θα
πρέπει να υφίσταται ένα άνοιγμα
επιθεώρησης!

2

Ø 35 mm

**3****4**

Η σύνδεση πρέπει να είναι κατάλληλη
για επίπεδη φλάντζα



Προσοχή! Η κεντρική βάνα πρέπει να τοποθετηθεί, να πλυθεί και να ελεγχθεί με βάση τους ισχύοντες κανόνες υδραυλικής τέχνης!

Χειρισμός

Η μπαταρία (μείκτης) λειτουργεί σκλώνοντας την κεντρική λαβή.

Γυρνώντας στα αριστερά = ζεστό νερό

Γυρνώντας στα δεξιά = κρύο νερό

32420000: Η ροή αλλάζει απο κανονική σε καταιονισμό τραβώντας το κουμπί στο πάνω μέρος του ρουξουνιού. Αφού κλείσετε την ροή του νερού ο εναλλάκτης γυρίζει αυτόματα στην κανονική λειτουργία.

Τεχνικά Χαρακτηριστικά

Λειτουργία πίεσης: max 1 MPa
 Συνιστώμενη λειτουργία πίεσης: 0,1 – 0,5 MPa
 Πίεση ελέγχου: 1,6 MPa
 (1 MPa = 10 bar = 147 PSI)
 Θερμοκρασία ζεστού νερού: max 80° C
 Συνιστώμενη θερμοκρασία ζεστού νερού: 65° C
 Κατανάλωση νερού: ca. 22 l/min 0,3 MPa
 Περιλαμβάνει βαλβίδα αντεπιστροφής.

Για να προσαρμόσετε το δοσομετρητή ζεστού νερού σε αναμεικτικές μπαταρίες, παρακαλούμε δείτε τη ρύθμιση στη σελ. 1b.
 Δεν είναι απαραίτητη η διάταξη φραγής ζεστού νερού σε συνδυασμό με ταχυθερμοσίφωνα.

Οι αναμεικτικές μπαταρίες Hansgrohe μπορούν να λειτουργούν και σε συνδυασμό με ταχυθερμοσίφωνες θερμικού ή υδραυλικού ελέγχου, εφόσον η ελάχιστη πίεση ροής είναι 0,15 MPa.

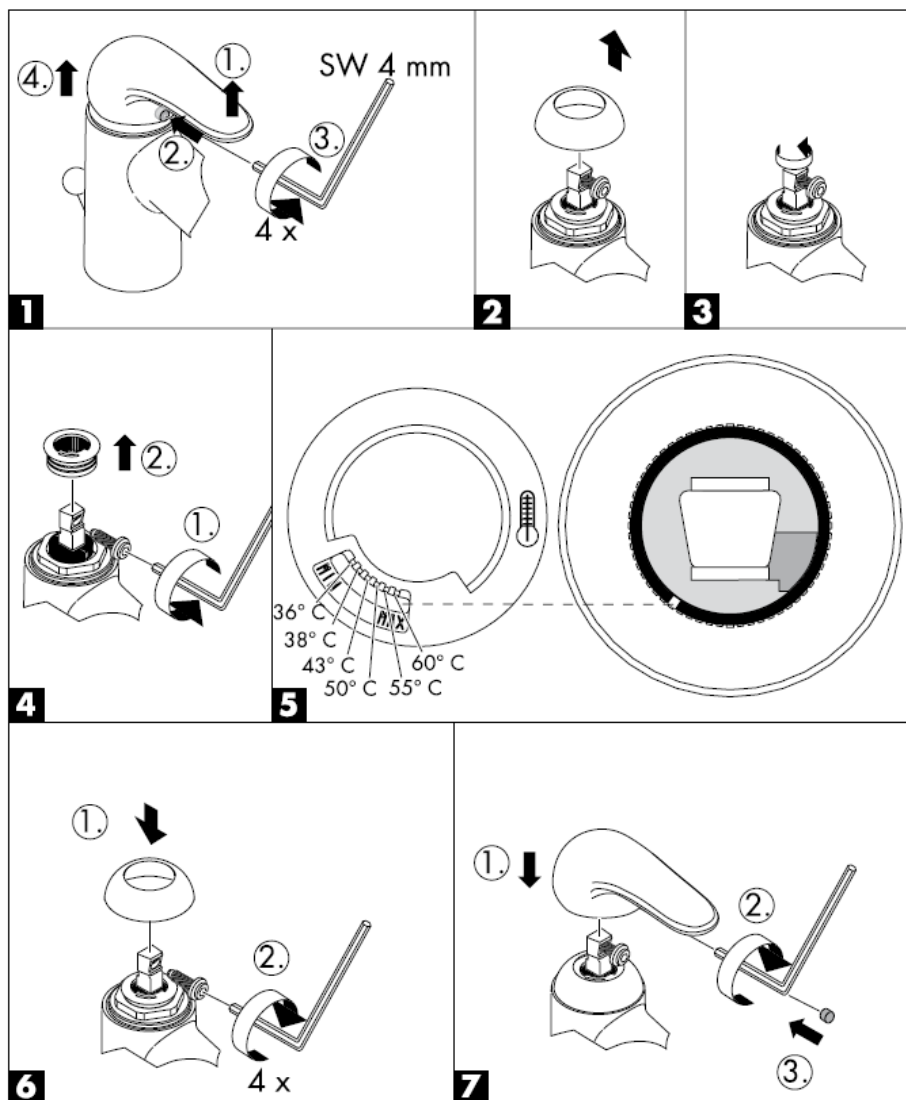
Ανταλλακτικά βλ. Σελίδα 3

1	Λαβή	31791000
2	πώμα λαβής	96338000
3	Σφαιρική ροζέττα	94192000
4	Παξιμάδι	94194000
5	Φουσίγγιο, πλήρες	92730000
6	Φίλτρο, πλήρες	96512000
7	Επιλογέας, πλήρης	94077000
8	Κουμπί εναλλάκτη	94078000
9	Βαλβίδα αντεπιστροφής	94074000
10	Εύκαμπτος σωλήνας παροχής	96507000
11	Σταθεροποίηση κορμού, πλήρης	96016000
12	Παρέμβυσμα	97608000

Σήμα ελέγχου

	DVGW	P-IX	SVGW	ACS	NF	WRAS	KIWA
31751000				X	X		
31752000							

Διάταξη περιορισμού ζεστού νερού: θερμοκρασία ζεστού νερού 60 C, θερμοκρασία κρύου νερού 10 C, πίεση ροής 0,3 MPa.



hansgrohe

Hansgrohe · Postfach 1145 · D-77761 Schiltach · Telefon +49 (0) 78 36/51-1282 · Telefax +49 (0) 7836/511440
E-Mail: info@hansgrohe.com · Internet: www.hansgrohe.com

10/2008
9.05755.01
Ελληνικά

تعليمات التجميع



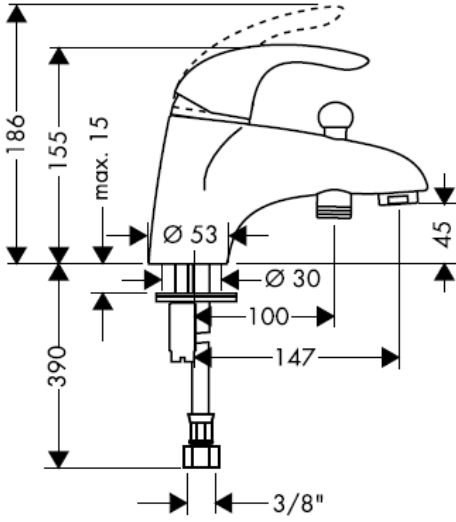
Focus E
31751000



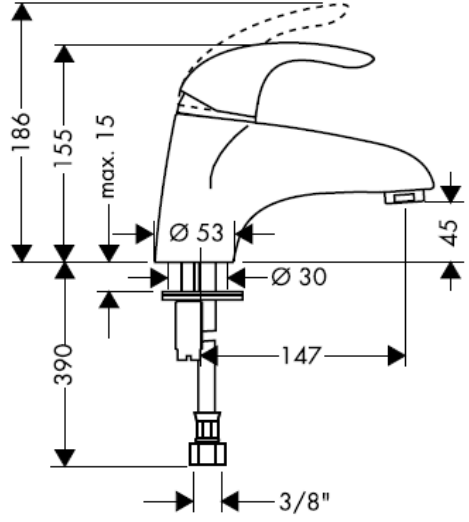
Focus E
31752000

hansgrohe

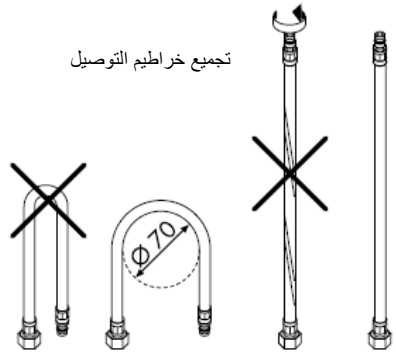
Focus E
31751000

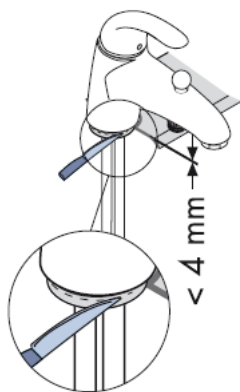
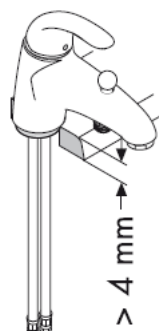
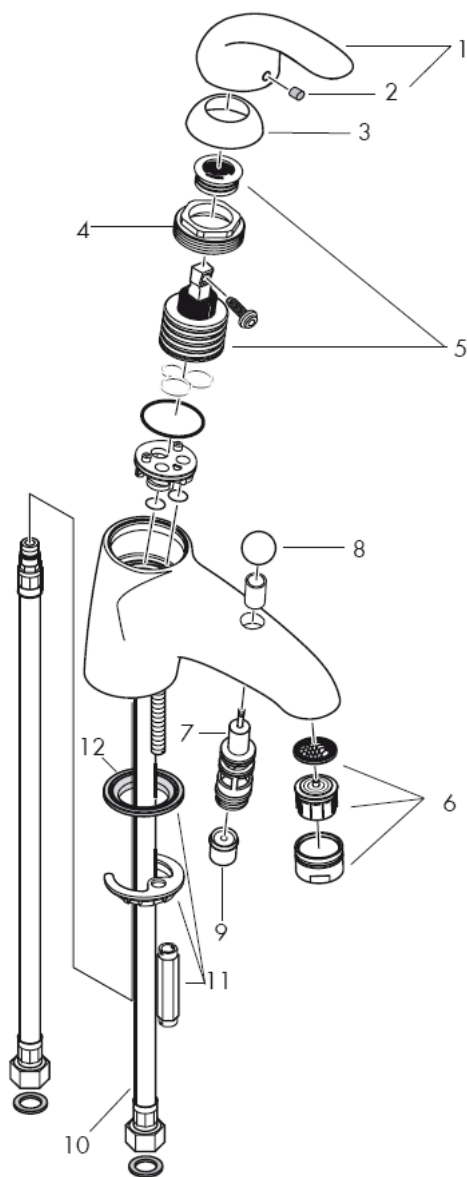


Focus E
31752000



تجميع خرطوم التوصيل






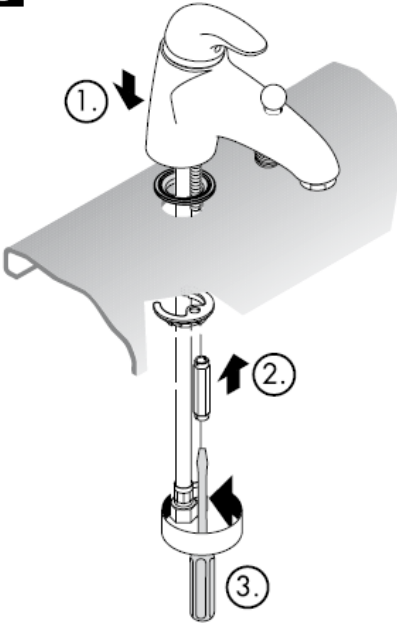
1

قم بدفع المياه خلال مواسير الإمداد.
التثبيت وفقاً للمواصفة DIN 1988

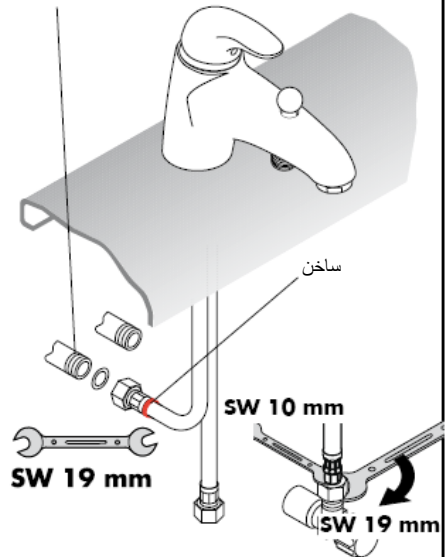
تنبيه! يجب وجود منفذ للدخول من أجل أعمال الإصلاح
الصيانة لخراطيم التوصيل.

2

Ø 35 mm

**3****4**

يجب أن يكون التوصيل مناسباً للجلب المسطحة.



تنبيه! يجب تركيب الوصلة، وغمرها بالماء واختبارها وفقاً للمعايير السارية!

لضبط محدد الماء الساخن في الخلاطات ذات الرافعة الأحادية، يرجى الرجوع إلى صفحة 1_b. ولا يلزم إجراء أي ضبط عند استخدام سخان مياه ذي تدفق مستمر.

التشغيل

يمكن استخدام خلاطات هانز جروهه أحادية المقبض مع سخانات تدفق الماء ذات التحكم الهيدروليكي أو الحراري، مع ضغط تدفق لا يقل عن 1.5 بار.

يتم تنشيط الخلاط من خلال رفع مقبض الرافعة.

التدوير إلى اليسار = ماء أكثر سخونة،

والتدوير إلى اليمين = ماء أكثر برودة.

32420000: يتم تغيير التدفق من الحمام إلى وظيفة الدش من خلال سحب المقبض الموجود بالجزء العلوي للصنبور. بعد إيقاف تدفق المياه، يعود الخلاط تلقائيًا إلى وظيفة الحمام.

قطع الغيار راجع صفحة 3

31791000	1	مقبض
96338000	2	غطاء ملولب
94192000	3	لوحة زينة كروية
94194000	4	صمولة
92730000	5	خرطوشة
96512000	6	تجهيزة تهوية
94077000	7	مفتاح الاختيار
94078000	8	مقبض المحول
94074000	9	صمام عدم الرجوع
96507000	10	خرطوم التوصيل
96016000	11	طعم التثبيت
97608000	12	حلقة منع التسرب

المواصفات الفنية

ضغط التشغيل: max 1 MPa

ضغط التشغيل الموصى به: 0,1 – 0,5 MPa

ضغط الاختبار: 1,6 MPa

(1 MPa = 147 PSI = 10 بار)

درجة حرارة الماء الساخن: max 80° C

درجة الحرارة الموصى بها للماء الساخن: 65° C

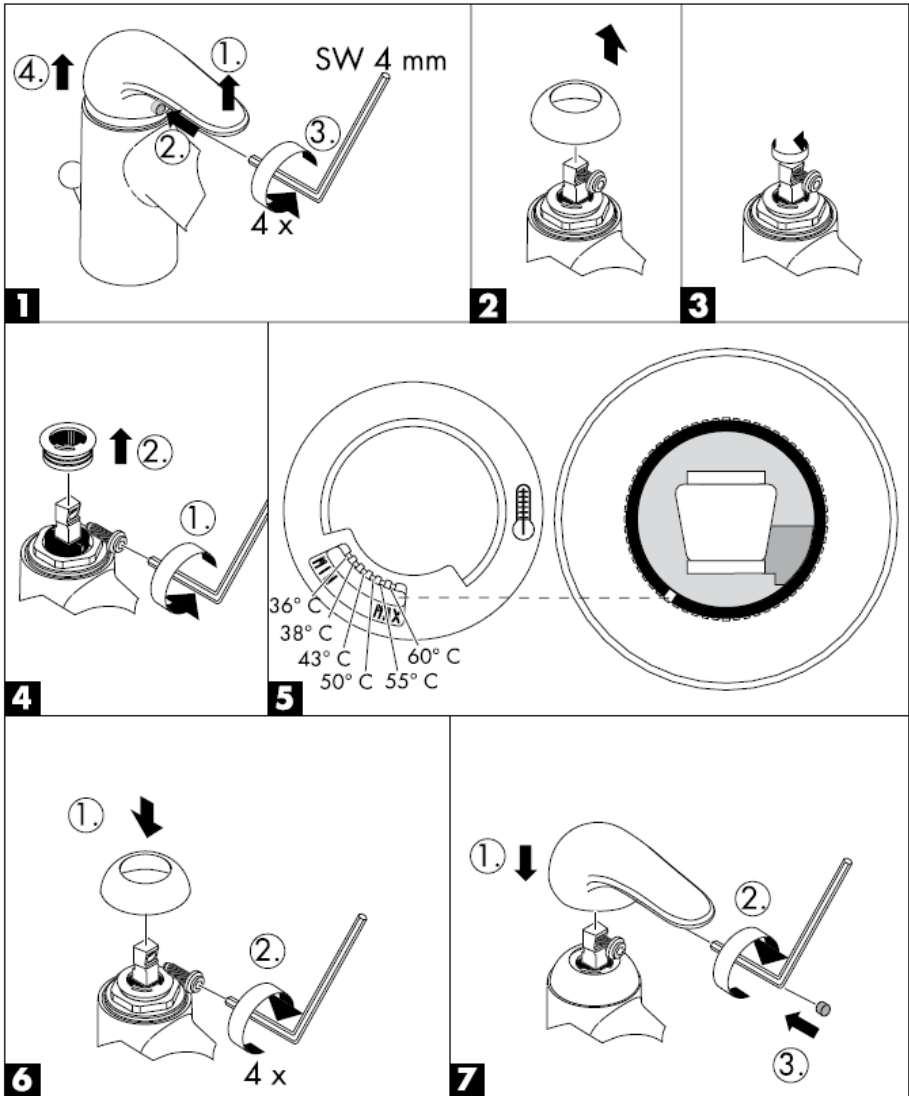
معدل التدفق: ca. 22 l/min 0,3 MPa

التأمين ضد التدفق العكسي

شهادة اختبار

	DVGW	P-IX	SVGW	ACS	NF	WRAS	KIWA
31751000				X	X		
31752000							

محدد الماء الساخن: درجة حرارة الماء الساخن 60 مئوية، درجة حرارة الماء البارد تبلغ 10 مئوية، ضغط التدفق 3 بار.



hansgrohe

Hansgrohe · Postfach 1145 · D-77761 Schiltach · Telefon +49 (0) 78 36/51-1282 · Telefax +49 (0) 7836/511440
E-Mail: info@hansgrohe.com · Internet: www.hansgrohe.com

10/2008
9.05755.01
عربي

Navodila za montažo



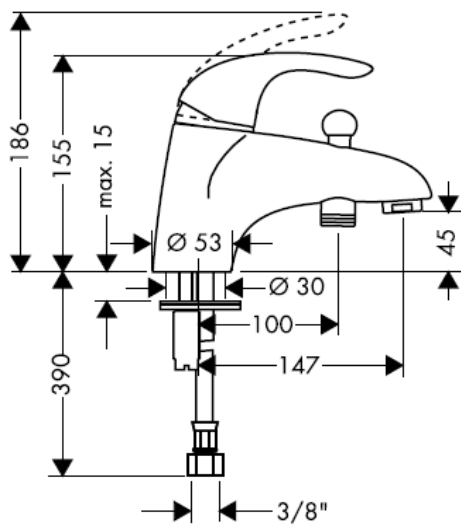
Focus E
31751000



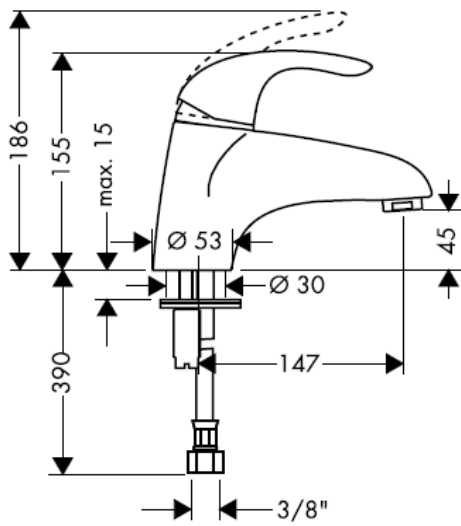
Focus E
31752000

hansgrohe

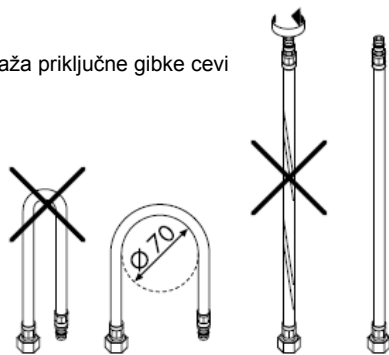
Focus E
31751000

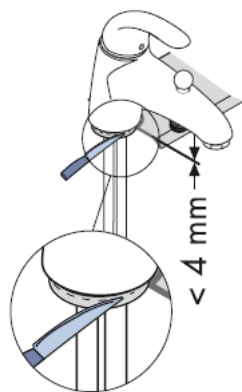
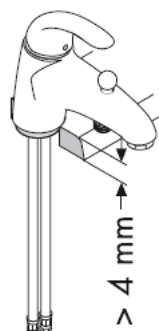
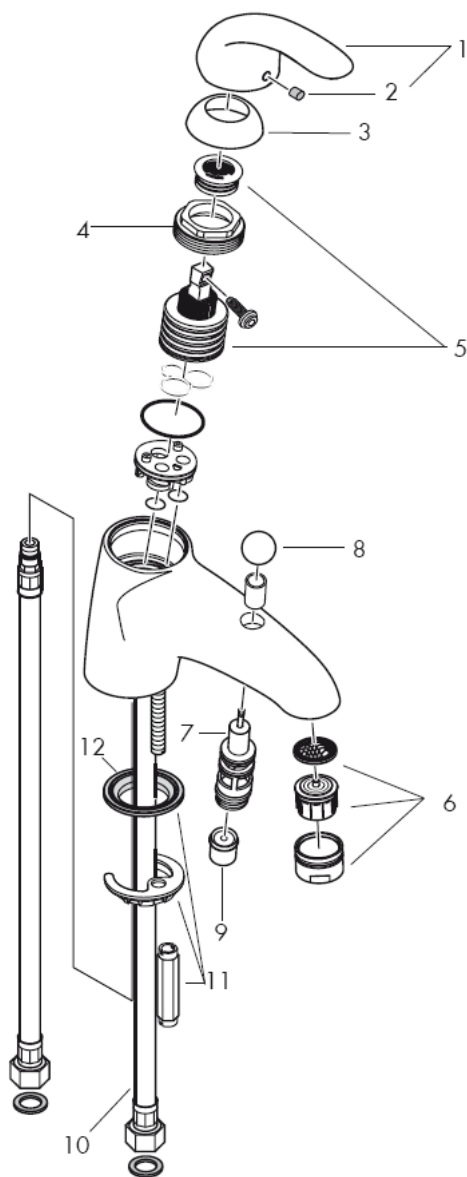


Focus E
31752000



Montaža priključne gibke cevi






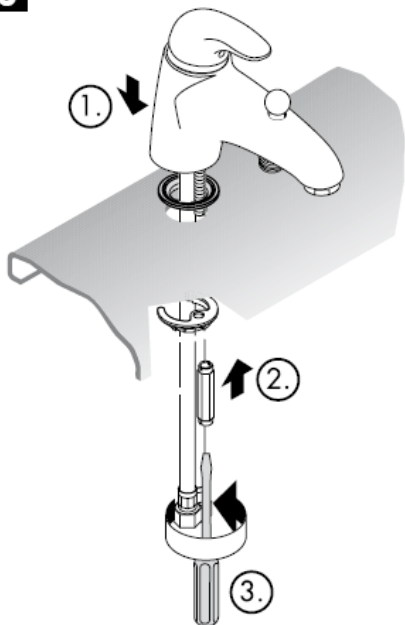
1

Strokovno izplaknite dovodne cevi.
Montaža po DIN 1988

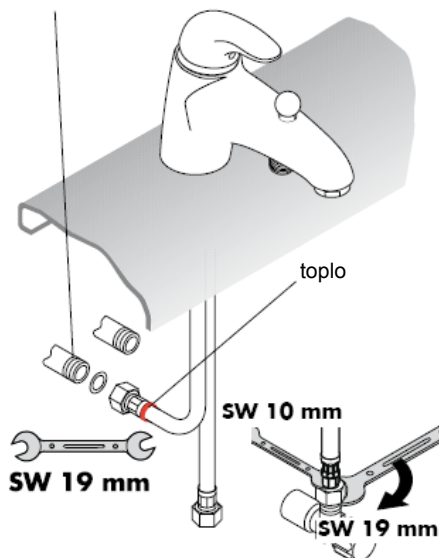
ATTENTION! Pour des travaux d'entretien
prévoir obligatoirement une trappe de
visite.

2

Ø 35 mm

**3****4**

Priključek mora biti primeren za
ploščato tesnilo



Pozor! Armaturo je potrebno montirati, sprati in testirati v skladu z veljavnimi normami!

Upravljanje

Z dvigom ročke mešalno baterijo odprete. Zasuk v levo = topla voda, zasuk v desno = mrzla voda.
32420000: Na ročno prho preklopite tako, da povlečete okrogli gumb na zgornji strani izliva.
Po zaprtju vode se ročka avtomatsko vrne v prvotno stanje.

Tehnični podatki

Delovni tlak: max 1 MPa
Priporočeni delovni tlak: 0,1 – 0,5 MPa
Preskusni tlak: 1,6 MPa
(1 MPa = 10 bar = 147 PSI)
Temperatura tople vode: max 80° C
Priporočena temperatura tople vode: 65° C
Pretok vode: ca. 22 l/min 0,3 MPa
Zaščita proti povratnemu toku

Enoročne mešalne baterije z omejevalnikom tople vode, za justiranje glejte stran _1b.
V povezavi s pretočnimi grelniki zapora tople vode ni potrebna.

Enoročne mešalne baterije Hansgrohe lahko uporabljate v povezavi s hidravlično in termično uravnanimi pretočnimi grelniki, če je pretočni tlak najmanj 0,15 MPa.

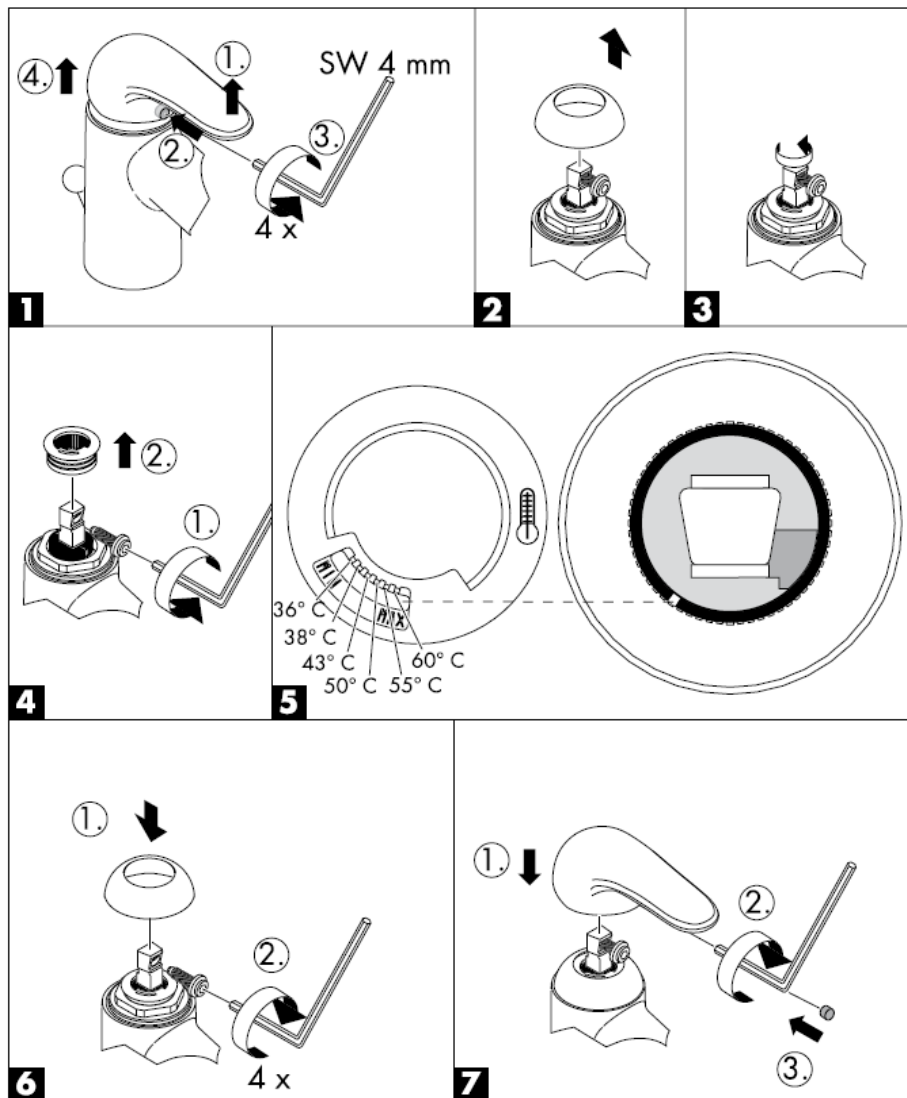
Rezervni deli glejte stran 3

1	Ročka	31791000
2	Pokrov/čep	96338000
3	Krogelna rozeta	94192000
4	Matica	94194000
5	Vložek	92730000
6	Perlator kpl.	96512000
7	Preklopna ročica kpl.	94077000
8	Potezalka	94078000
9	Protipovratni ventil	94074000
10	Priključna gibka cev	96507000
11	Pritrdilni komplet	96016000
12	Tesnilo	97608000

Preskusni znak

	DVGW	P-IX	SVGW	ACS	NF	WRAS	KIWA
31751000				X	X		
31752000							

Omejitev tople vode: temperatura tople vode 60 °C, temperatura mrzle vode 10 °C, pretočni tlak 0,3 MPa.



hansgrohe

Hansgrohe · Postfach 1145 · D-77761 Schiltach · Telefon +49 (0) 78 36/51-1282 · Telefax +49 (0) 7836/511440
E-Mail: info@hansgrohe.com · Internet: www.hansgrohe.com

10/2008
9.05755.01
Slovenski

Paigaldusjuhend



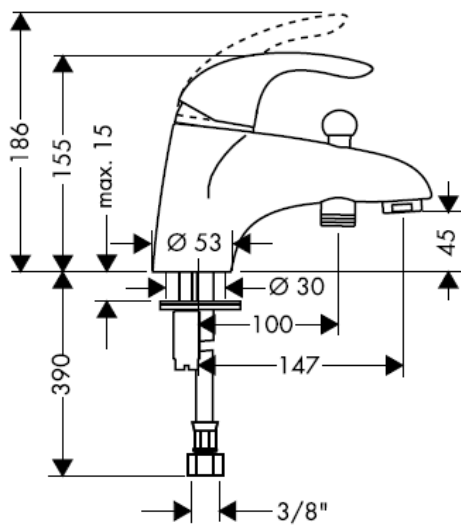
Focus E
31751000



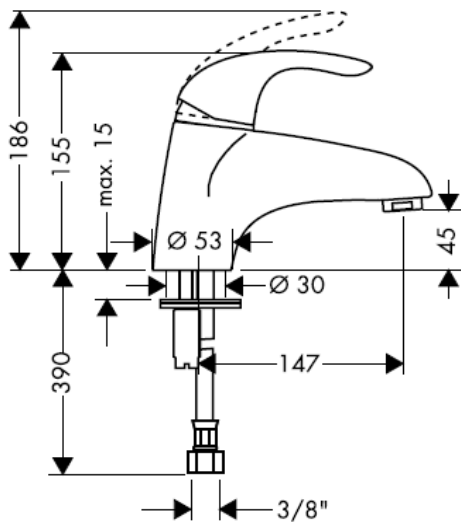
Focus E
31752000

hansgrohe

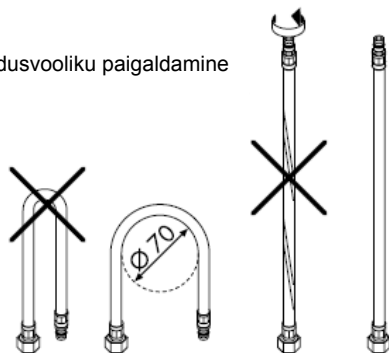
Focus E
31751000

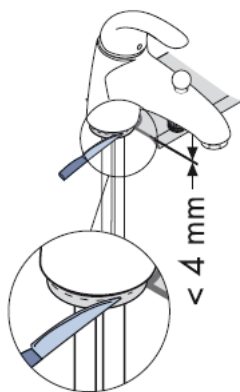
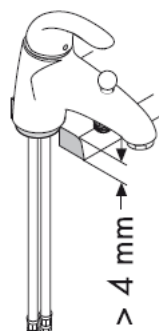
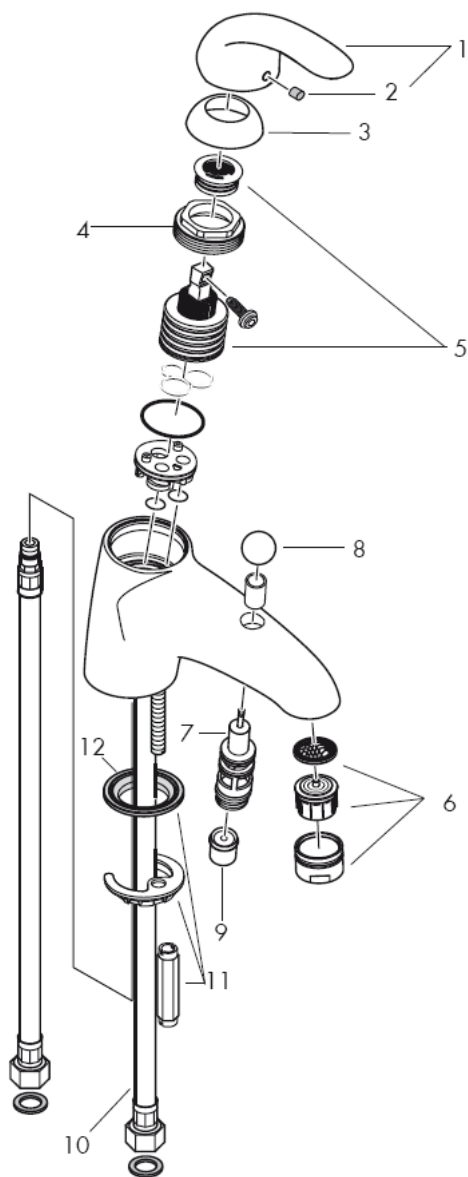


Focus E
31752000



Ühendusvooliku paigaldamine






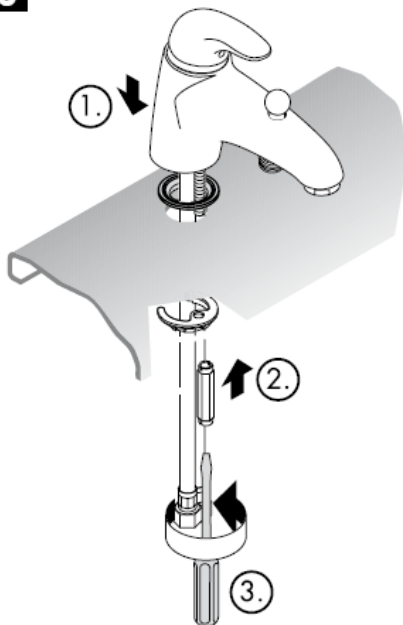
1

Peske etteandeturud läbi.
Paigaldamine vastavalt standardile DIN
1988

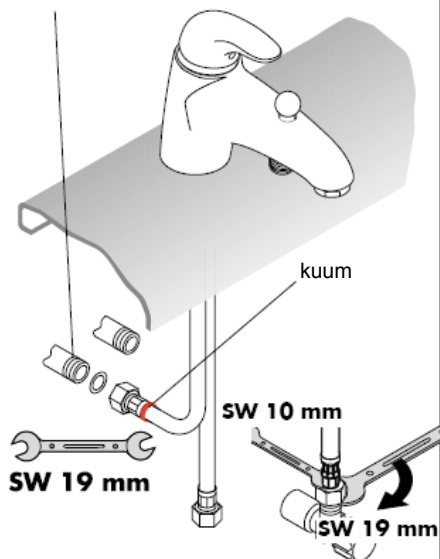
TÄHELEPANU! Ühendusvoolikute
kontrollimiseks peab olema eraldi
ligipääsuava.

2

Ø 35 mm

**3****4**

Ühendus peab sobima lametihendi
jaoks



Tähelepanu! Segisti paigaldamine, loputamine ja kontroll peab toimuma vastavalt kehtivatele normidele!

Kasutamine

Segisti avaneb kangi ülestõstmisel. Vasakule pöörates = kuum vesi, paremale pöörates = külm vesi. 32420000: Käsiduši režiimile viimine toimub väljavoolu esiküljel oleva punase nupu tõmbamisega. Kangi sulgemine viib automaatselt üle vannifunktsioonile.

Tehnilised andmed

Töörõhk max 1 MPa
 Soovitav töörõhk: 0,1 – 0,5 MPa
 Kontrollsurve: 1,6 MPa
 (1 MPa = 10 baari = 147 PSI)
 Kuuma vee temperatuur: max 80° C
 Soovitav kuum vee temperatuur: 65° C
 Läbivool: ca. 22 l/min 0,3 MPa
 tagasivooluklapp

Ühe juhtkangiga segisti kuuma vee piiraja reguleerimise kohta vt lk _1b. Läbivoolu boilerite puhul pole reguleerimine vajalik.

Hansgrohe ühekäe segisteid võib kasutada koos hüdrauliliselt ja termiliselt juhitavate boileritega, kui vee rõhk on vähemalt 0,15 MPa.

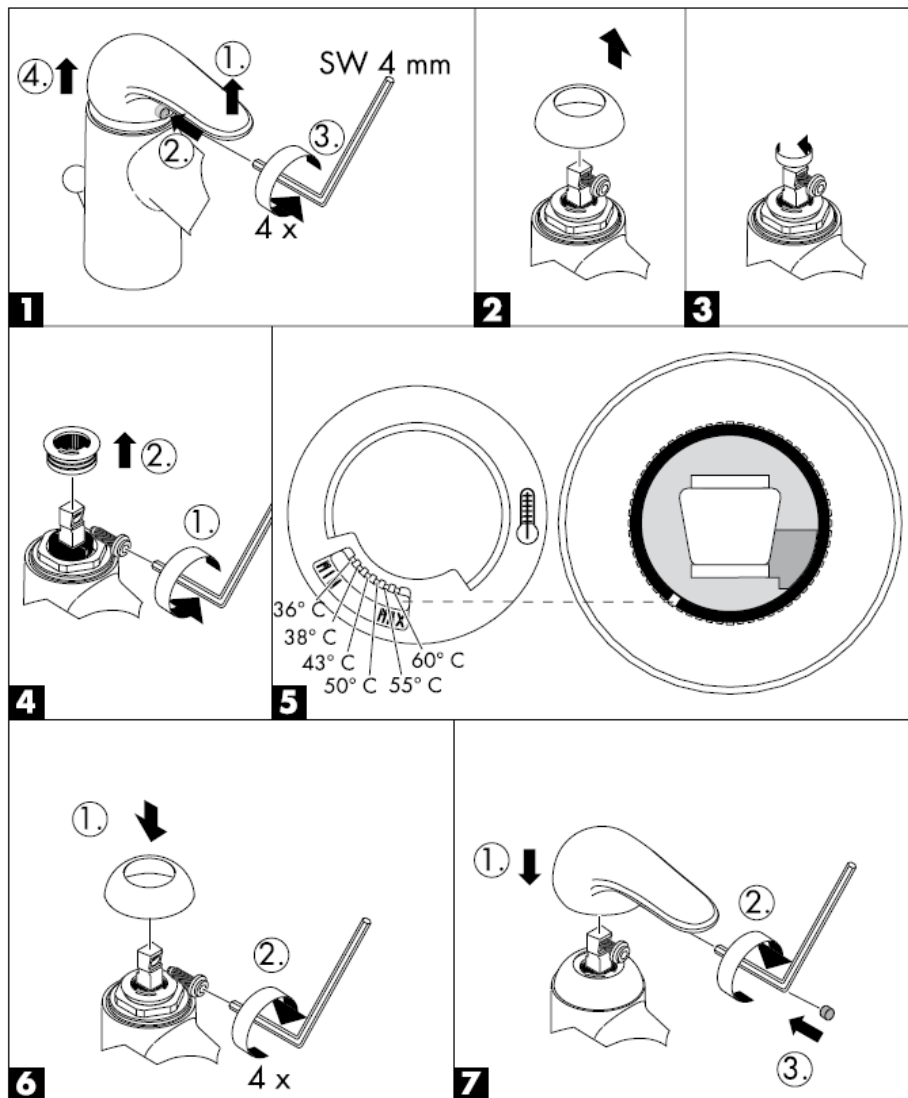
Varuosad vt lk 3

1	käepide	31791000
2	käepideme kaas	96338000
3	kuuläärrik	94192000
4	mutter	94194000
5	tööelement	92730000
6	õhustaja kpl	96512000
7	muundur kpl.	94077000
8	tõmbenupp	94078000
9	tagasilöögiklapp	94074000
10	ühendusvoolik	96507000
11	kinnituskomplekt	96016000
12	tihend	97608000

Kontrollsertifikaat

	DVGW	P-IX	SVGW	ACS	NF	WRAS	KIWA
31751000				X	X		
31752000							

Kuuma vee piiraja: kuum vesi 60 C, külm vesi 10 C, rõhk 0,3 MPa.



hansgrohe

Hansgrohe · Postfach 1145 · D-77761 Schiltach · Telefon +49 (0) 78 36/51-1282 · Telefax +49 (0) 7836/511440
E-Mail: info@hansgrohe.com · Internet: www.hansgrohe.com

10/2008
9.05755.01
Estonia

Montāžas instrukcija



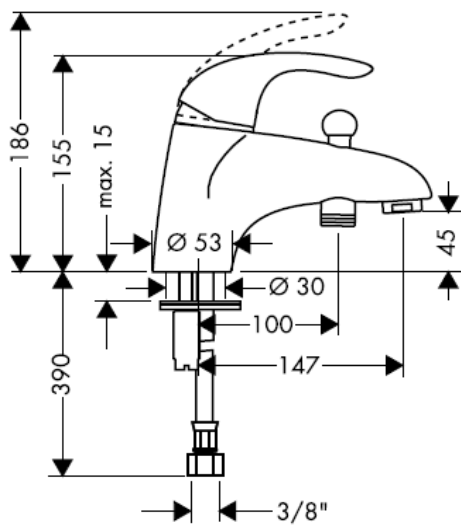
Focus E
31751000



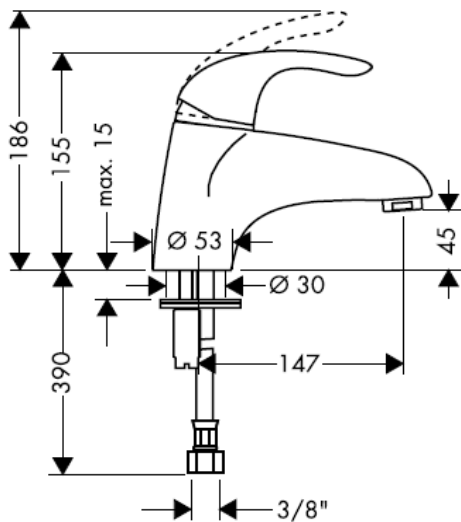
Focus E
31752000

hansgrohe

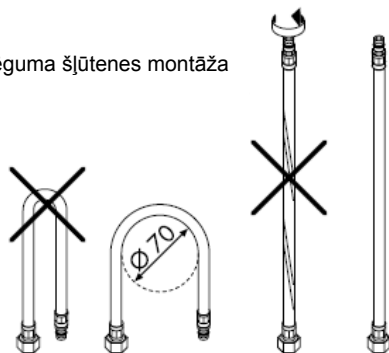
Focus E
31751000

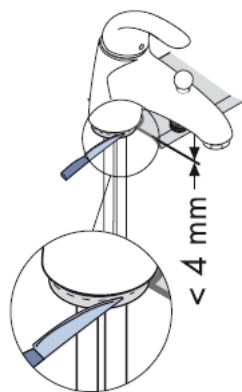
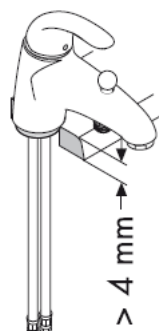
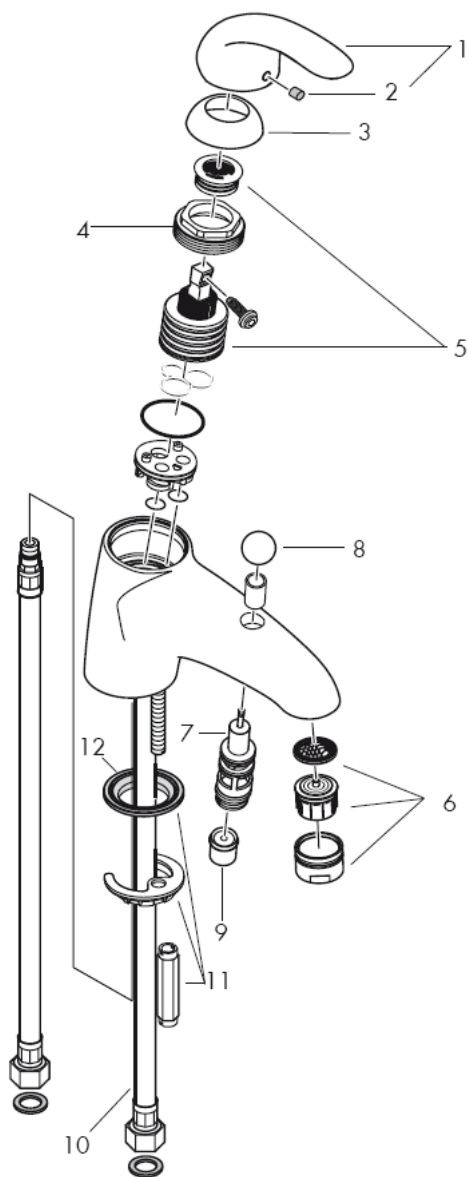


Focus E
31752000



Pieslēguma šūtenes montāža






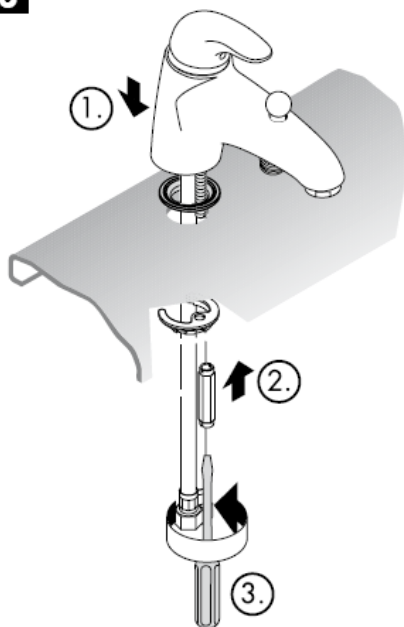
1

Atbilstoši izskatot pievadus.
Instalācija saskaņā ar DIN 1988

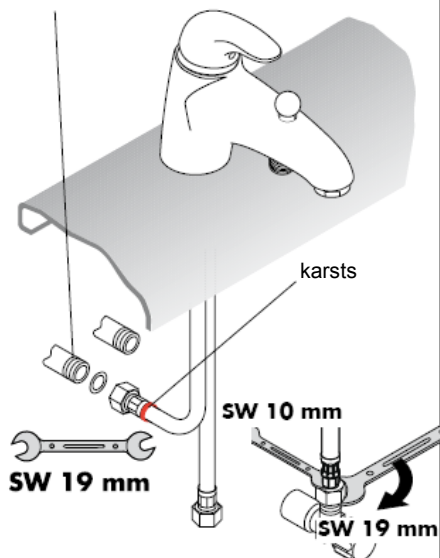
UZMANĪBU! Lai varētu pārbaudīt
pieslēguma šūtenes, nepieciešama
kontrolatvere.

2

Ø 35 mm

**3****4**

Pieslēgumam ir jābūt piemērotam
plakanajam blīvējumam



Uzmanību! Armatūra jāuzstāda, jāizskalo un jāpārbauda atbilstoši spēkā esošajām normām!

Lietošana

Paceļot rokturi, jaucējkrāns tiek atvērts. Pavirzot to pa kreisi = karstāks ūdens. Pavirzot pa labi = aukstāks ūdens. 32420000: velkot aiz apaļās pogas snīpja virspusē, notiek pārslēgšana uz rokas dušu. Atgriešanās pie iepriekšējās funkcijas notiek automātiski, aizgriežot rokturi.

Tehniskie dati

Darba spiediens: max 1 MPa
 leteicamais darba spiediens: 0,1 – 0,5 MPa
 Pārbaudes spiediens: 1,6 MPa
 (1 MPa = 10 bar = 147 PSI)
 Karstā ūdens temperatūra: max 80° C
 leteicamā karstā ūdens temperatūra: 65° C
 Caurteces intensitāte: ca. 22 l/min 0,3 MPa
 Drošības vārsts

Viensvires jaucējkrāns ar siltā ūdens ierobežošanu, ieregulēšanu skat. _1b. lpp. Kombinācijā ar caurteces sildītāju karstā ūdens ierobežošana nav nepieciešama.

Hansgrohe viensvires jaucējkrānus var izmantot kombinācijā ar hidrauliski un termiski vadāmiem caurteces sildītājiem, ja plūsmas spiediens ir vismaz 0,15 MPa.

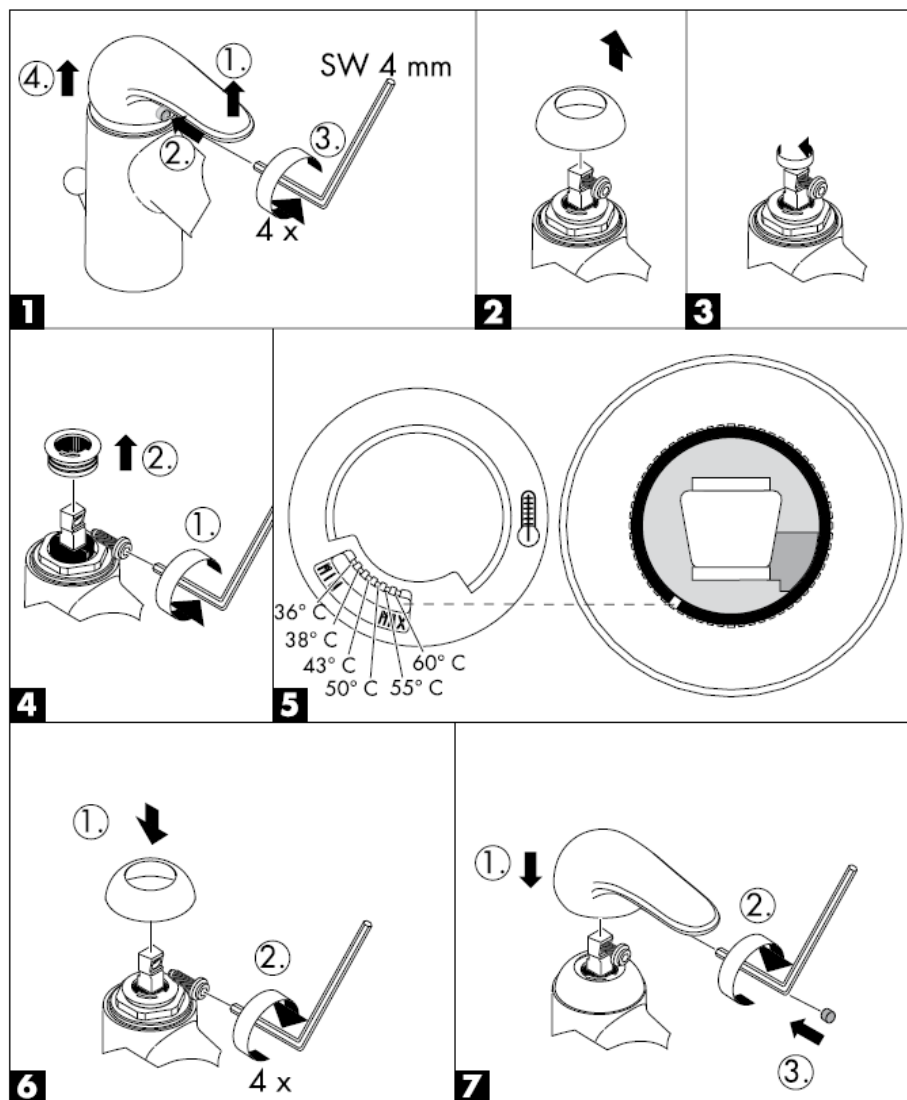
Rezerves daļas skat. lpp. 3

1	rokturis	31791000
2	dekoratīvs aizbāznis	96338000
3	Lodveida rozete	94192000
4	uzgrieznis	94194000
5	Kartuša, kompl.	92730000
6	Aeratora kompl.	96512000
7	Pārslēdzēju kompl.	94077000
8	Pārslēdzēja poga	94078000
9	Pretvārsts	94074000
10	Pieslēguma šļūtene	96507000
11	Stiprinājuma elementu kompl.	96016000
12	Blīve	97608000

Pārbaudes zīme

	DVGW	P-IX	SVGW	ACS	NF	WRAS	KIWA
31751000				X	X		
31752000							

Karstā ūdens ierobežotājs: karstā ūdens temperatūra 60 C, aukstā ūdens temperatūra 10 C, plūsmas spiediens 0,3 MPa.



hansgrohe

Hansgrohe · Postfach 1145 · D-77761 Schiltach · Telefon +49 (0) 78 36/51-1282 · Telefax +49 (0) 7836/511440
E-Mail: info@hansgrohe.com · Internet: www.hansgrohe.com

10/2008
9.05755.01
Latviski

Uputstvo za montažu



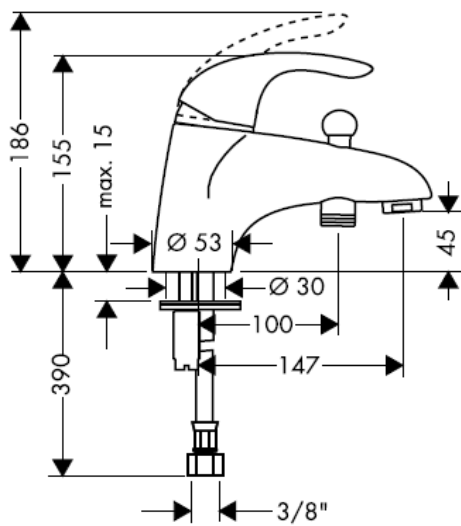
Focus E
31751000



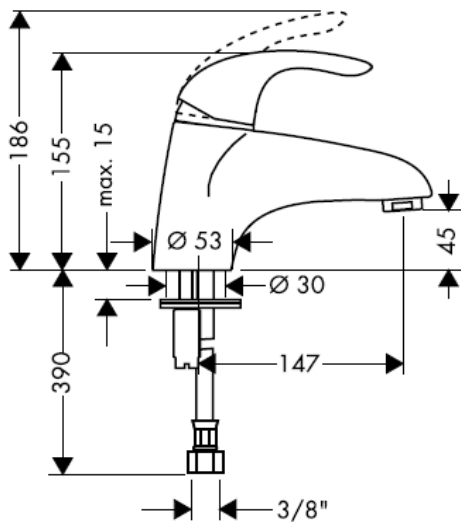
Focus E
31752000

hansgrohe

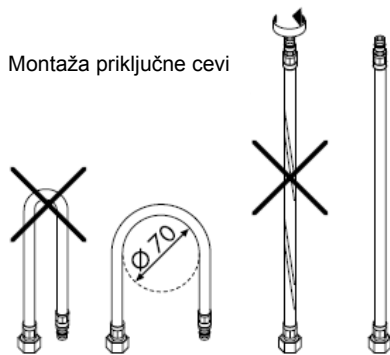
Focus E
31751000

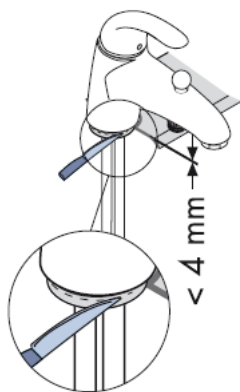
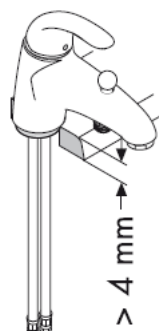
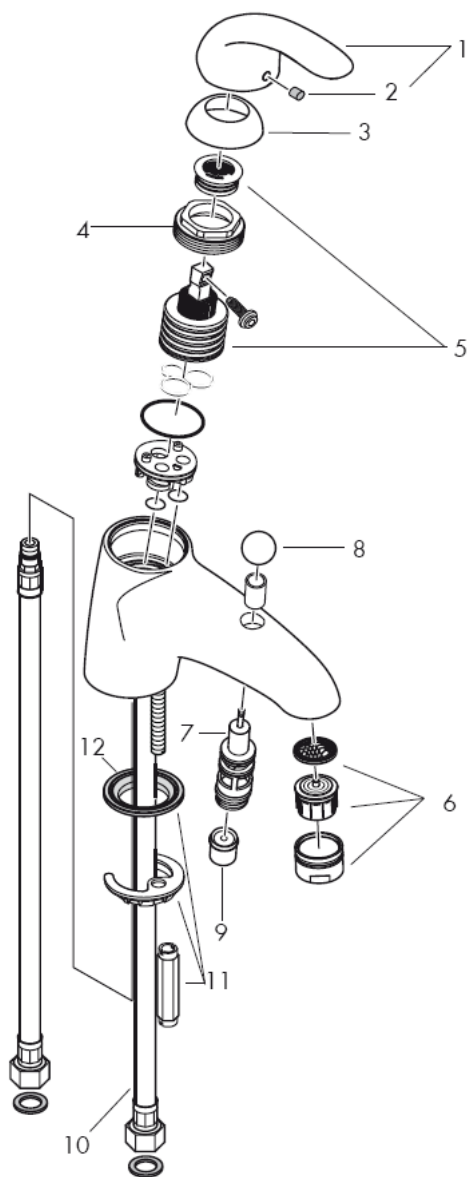


Focus E
31752000



Montaža priključne cevi






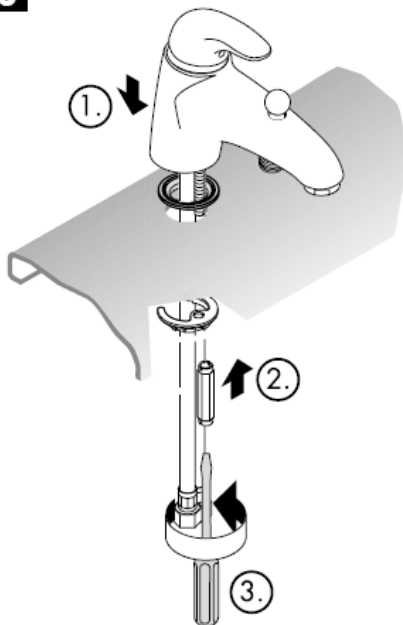
1

Isperite cevi dovoda.
Instalacija prema standardu DIN 1988

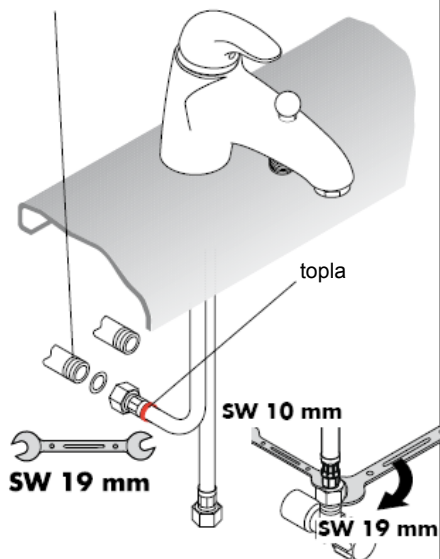
PAŽNJA! Da bi se mogla ispitati
ispravnost priključnih creva, mora postojati
otvor za proveru.

2

Ø 35 mm


3**4**

Priključak mora biti prikladan za
pljosnату zaptivku.



Pažnja! Armatura mora biti postavljena, isprana i testirana prema važećim normama!

Rukovanje

Mešač se otvara podizanjem ručice.

Okretanje ulevo = vruća voda,

Okretanje udesno = hladna voda.

32420000: Mlaz se prebacuje na tuš podizanjem

okruglog dugmeta na gornjem delu cevi slavine.

Nakon zatvaranja protoka vode, automatski se

vraća na slavinu.

Tehnički podaci

Radni pritisak: max 1 MPa

Preporučeni radni pritisak: 0,1 – 0,5 MPa

Probni pritisak: 1,6 MPa

(1 MPa = 10 bara = 147 PSI)

Temperatura vruće vode: max 80° C

Preporučena temperatura vruće vode: 65° C

Protok vode: ca. 22 l/min 0,3 MPa

Zaštita od povratnog toka

Da bi ste podesili ograničavač vruće vode na jednoručnim mešačima, molimo Vas da pogledate stranicu _1b.

Podešavanje nije potrebno ako koristite protočni bojler.

Hansgrohe jednoručni mešači se mogu koristiti s hidraulički i termički kontrolisanim protočnim bojlerima, ako je pritisak najmanje 0,15 MPa.

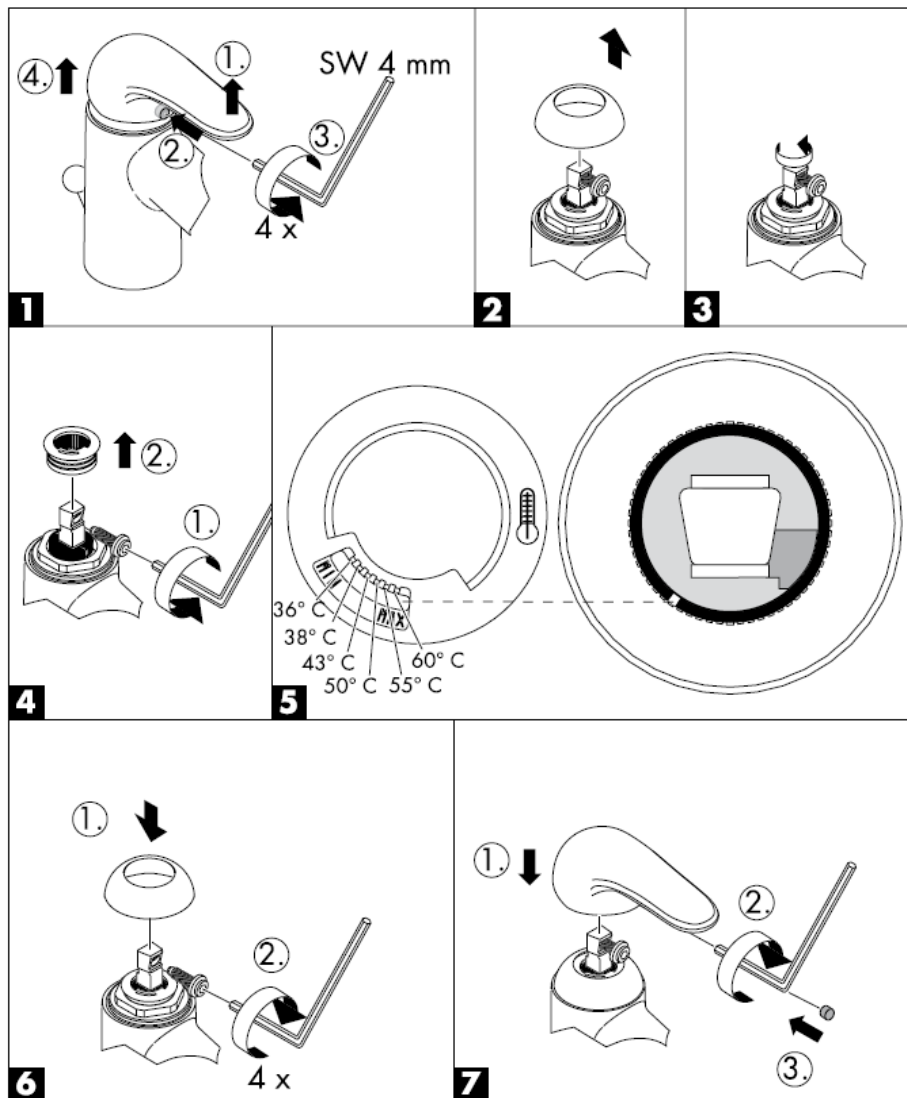
Rezervni delovi vidi stranu 3

1	Ručica	31791000
2	Čepovi ručice	96338000
3	Loptasta rozeta	94192000
4	Navrtka	94194000
5	Kartuša kompl.	92730000
6	Aerator kompl.	96512000
7	Preusmerivač kompl.	94077000
8	Potezno dugme	94078000
9	Nepovratni ventil	94074000
10	Priključno crevo	96507000
11	Kompletna pričvrtna garnitura	96016000
12	Zaptivka	97608000

Ispitni znak

	DVGW	P-IX	SVGW	ACS	NF	WRAS	KIWA
31751000				X	X		
31752000							

Ograničavač vruće vode: temperatura vruće vode 60 °C, temperatura hladne vode 10 °C, pritisak 0,3 MPa.



hansgrohe

Hansgrohe · Postfach 1145 · D-77761 Schiltach · Telefon +49 (0) 78 36/51-1282 · Telefax +49 (0) 7836/511440
E-Mail: info@hansgrohe.com · Internet: www.hansgrohe.com

10/2008
9.05755.01
Srpski

Montasjeveiledning



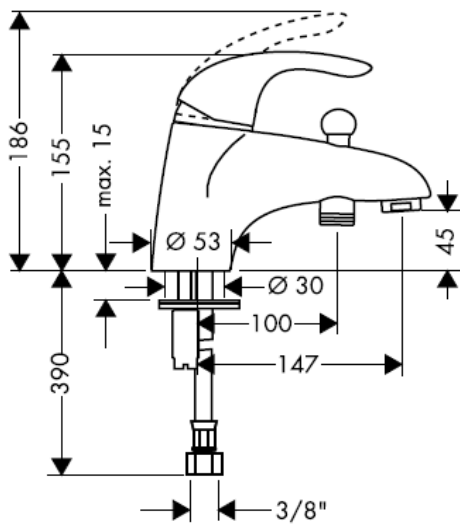
Focus E
31751000



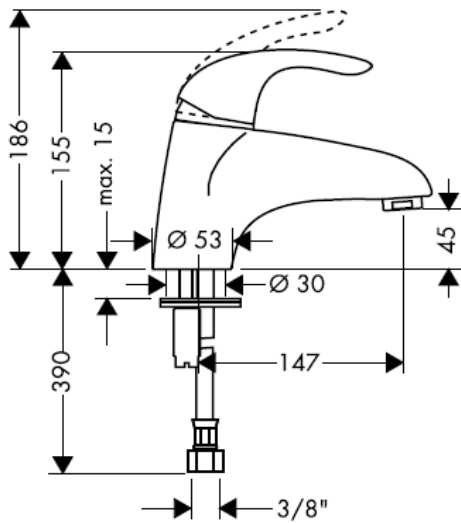
Focus E
31752000

hansgrohe

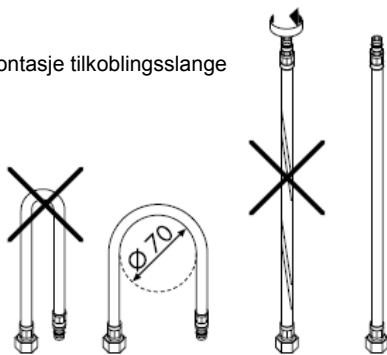
Focus E
31751000

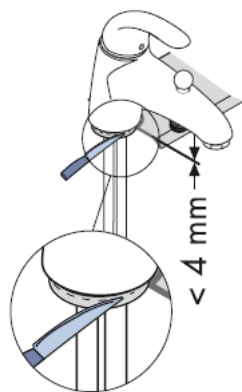
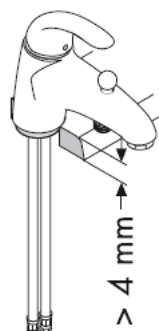
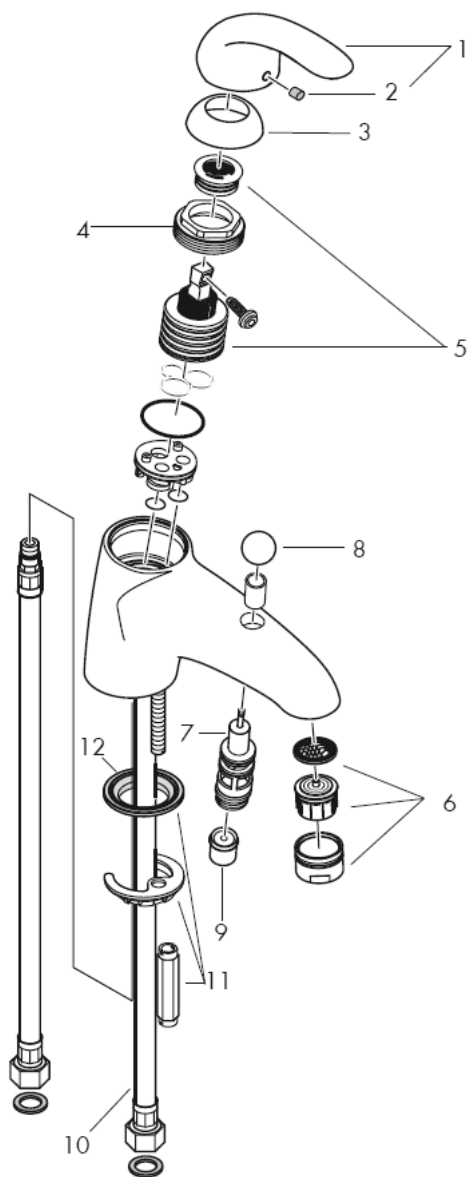


Focus E
31752000



Montasje tilkoblingslange






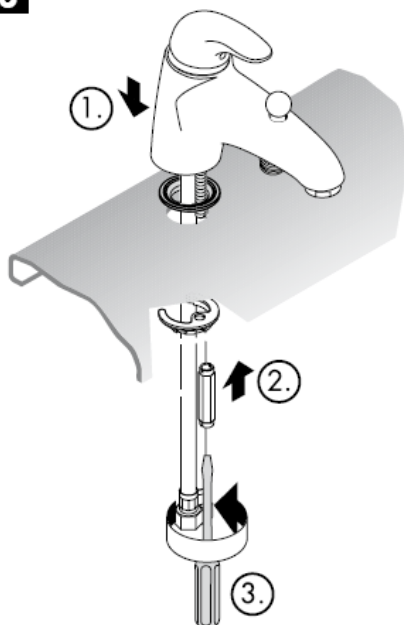
1

Forsyningsledninger spyles faglig korrekt.
Installasjon iht. DIN 1988

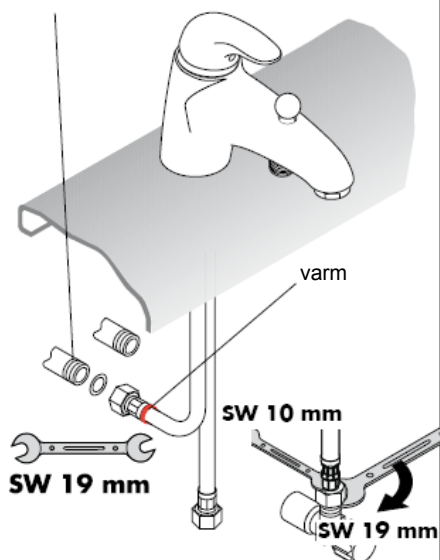
Obs! For å kunne sjekke koblingslangene
må en revisjonsåpning være tilstede.

2

Ø 35 mm

**3****4**

Tilkobling skal være egnet for
planpakning



Obs! Armaturen skal monteres iht. gyldige standarder. De skal spyles og sjekkes!

Betjening

Blandebatteriet åpnes ved løfting av grepet. Drei til venstre = varmt vann, drei til høyre = kaldt vann. 32420000: Omstilling til hånddušj ved å dra i den runde knappen på utløpets overside. Automatisk tilbakestilling når grepet lukkes.

Tekniske data

Driftstrykk	max 1 MPa
Anbefalt driftstrykk:	0,1 – 0,5 MPa
Prøvetrykk	1,6 MPa
(1 Mpa = 10 bar = 147 PSI)	
Varmtvannstemperatur	max 80° C
Anbefalt temperatur for varmt vann	65° C
Gjennomstrømningsytelse:	ca. 22 l/min 0,3 MPa
Egensikker mot tilbakeflyt	

Enhåndblandebatteri med varmtvannsbegrensning. For justering se side_1b. I forbindelse med en gjennomstrømningsovn er det ikke nødvendig med varmtvannsbegrensning.

Armaturer fra Hansgrohe kan brukes sammen med hydraulisk og termisk strykte gjennomstrømningsovner når gjennomstrømningstrykket er på minst 0,15 Mpa.

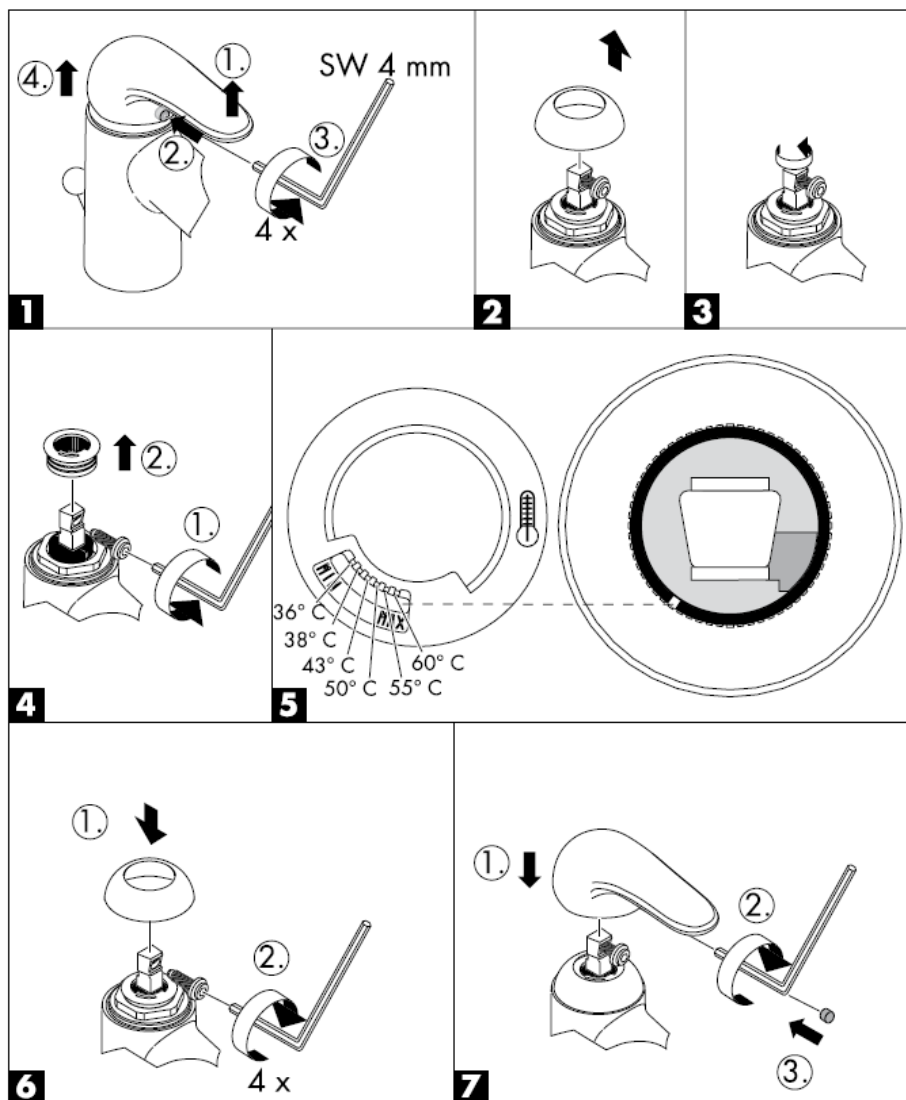
Serviceedeler se side 3

1	Grep	31791000
2	Grepplugg	96338000
3	Kulerosett	94192000
4	Mutter	94194000
5	Kartusj	92730000
6	Luftsprudler kpl.	96512000
7	Omstiller kpl.	94077000
8	Trekk-knapp	94078000
9	Returløpssperre	94074000
10	Tilkoblingslange	96507000
11	Skafffeste kpl.	96016000
12	Pakning	97608000

Prøveemerke

	DVGW	P-IX	SVGW	ACS	NF	WRAS	KIWA
31751000				X	X		
31752000							

Varmtvannsbegrensning: Varmtvanns-temperatur 60 C, kaldtvanns-temperatur 10 C, gjennomstrømningsstrykk 0,3 bar.



hansgrohe

Hansgrohe · Postfach 1145 · D-77761 Schiltach · Telefon +49 (0) 78 36/51-1282 · Telefax +49 (0) 7836/511440
E-Mail: info@hansgrohe.com · Internet: www.hansgrohe.com

РЪКОВОДСТВО ЗА МОНТАЖ



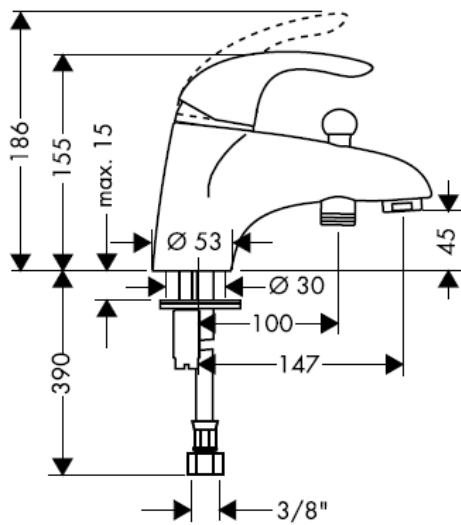
Focus E
31751000



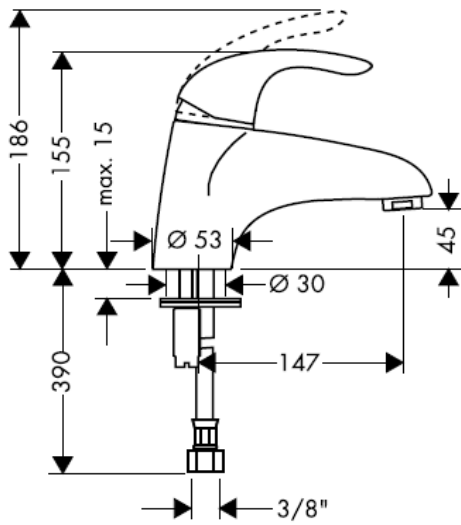
Focus E
31752000

hansgrohe

Focus E
31751000

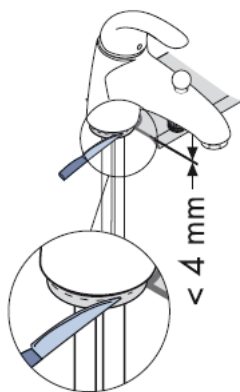
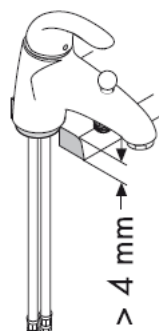
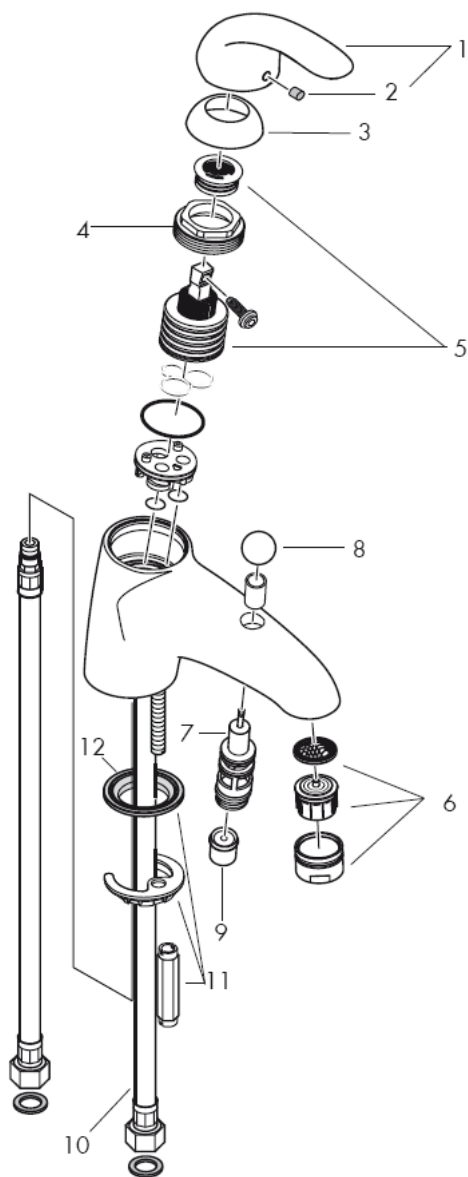


Focus E
31752000



Монтаж на свързващия маркуч






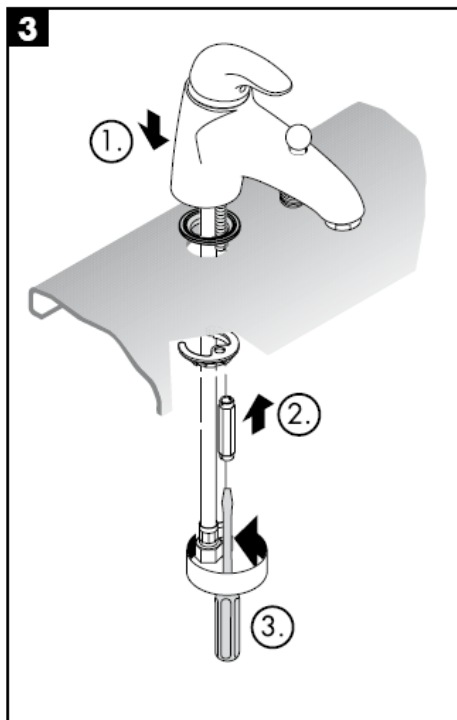
1

Промийте храняващите тръбопроводи
съобразно изискванията.
Инсталация по DIN 1988

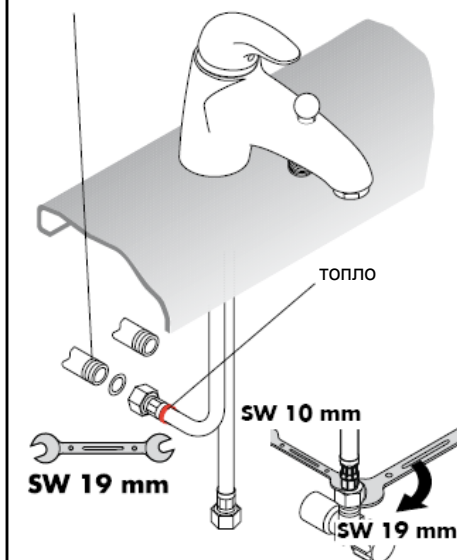
ВНИМАНИЕ! Необходимо е наличието
на ревизионен отвор, за да могат да се
проверяват свързващите маркучи.

2

Ø 35 mm


3**4**

Свързването трябва да е
подходящо за плоско уплътнение.



Внимание! Арматурата трябва да се монтира, промие и провери в съответствие с валидните норми!

Обслужване

След повдигане на дръжката смесителят се отваря.

Завъртане наляво = топла вода.

Завъртане надясно = студена вода.

32420000: Превключване към ръчен разпръсквател посредством изтегляне на кръглото копче на горната страна на изходящия накрайник. Връщането обратно се извършва автоматично след затваряне на ръкохватката.

Технически данни

Работно налягане: max 1 MPa

Препоръчително работно налягане: 0,1 – 0,5 MPa

Контролно налягане: 1,6 MPa
(1 MPa = 10 bar = 147 PSI)

Температура на горещата вода: max 80° C

Препоръчителна температура на горещата вода: 65° C

Мощност на потока: ca. 22 l/min 0,3 MPa

Самозащитен против обратно изтичане

Смесител с една ръкохватка с ограничител за топлата вода, юстирането вижте на стр. _1b. Във връзка с проточни нагреватели не е необходима блокировка за топлата вода.

Смесителите с една ръкохватка на Hansgrohe могат да се използват във връзка с хидравлично и термично управляеми проточни нагреватели, ако хидравличното налягане е минимум 0,15 MPa.

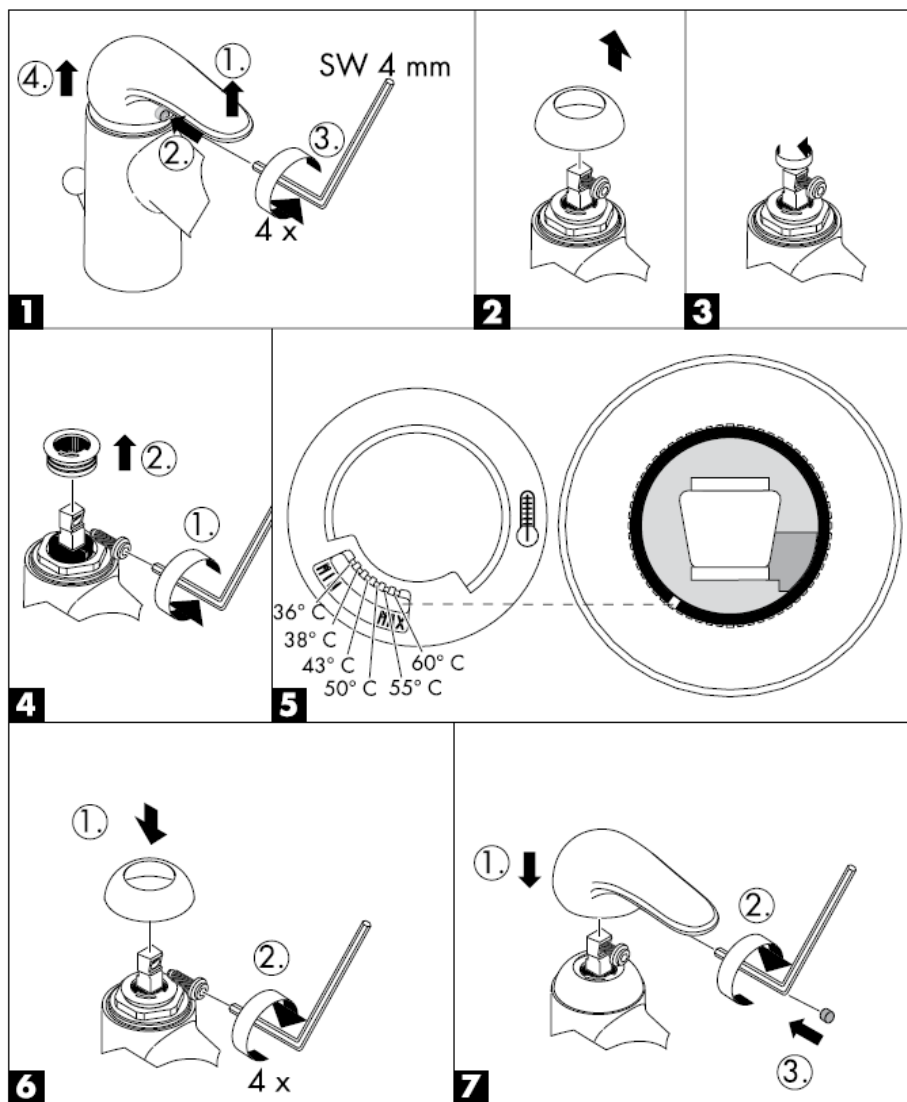
Сервизни части вижте стр. 3

1	Ръкохватка	31791000
2	Пробка на ръкохватката	96338000
3	Сферична розетка	94192000
4	Гайка	94194000
5	Гилзи компл.	92730000
6	Аератор компл.	96512000
7	Превключватели компл.	94077000
8	Копче за изтегляне	94078000
9	Приспособление, предотвратяващо обратния поток	94074000
10	Свързващ маркуч	96507000
11	Закрепване на шийките компл.	96016000
12	Уплътнение	97608000

Контролен знак

	DVGW	P-IX	SVGW	ACS	NF	WRAS	KIWA
31751000				X	X		
31752000							

Ограничител за топлата вода: Температура на топлата вода 60 C, Температура на студената вода 10 C, хидравлично налягане 0,3 МПа.



hansgrohe

Hansgrohe · Postfach 1145 · D-77761 Schiltach · Telefon +49 (0) 78 36/51-1282 · Telefax +49 (0) 7836/511440
E-Mail: info@hansgrohe.com · Internet: www.hansgrohe.com

10/2008
9.05755.01
БЪЛГАРСКИ

Udhëzime rreth montimit



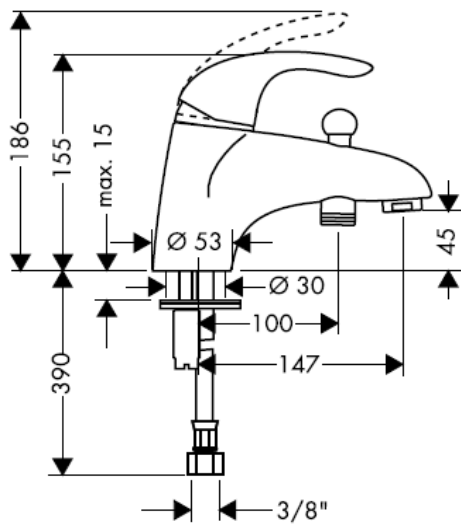
Focus E
31751000



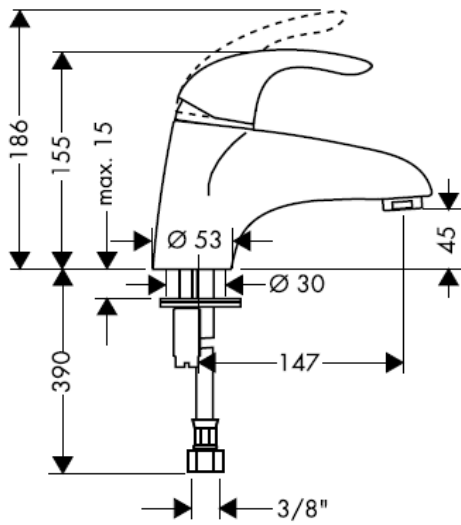
Focus E
31752000

hansgrohe

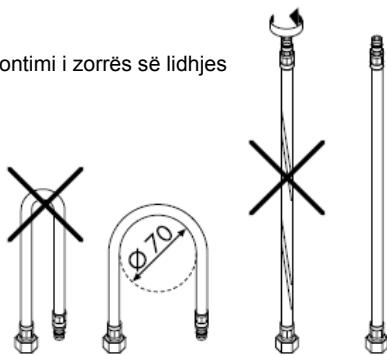
Focus E
31751000

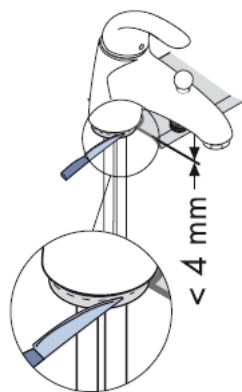
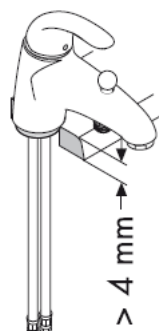
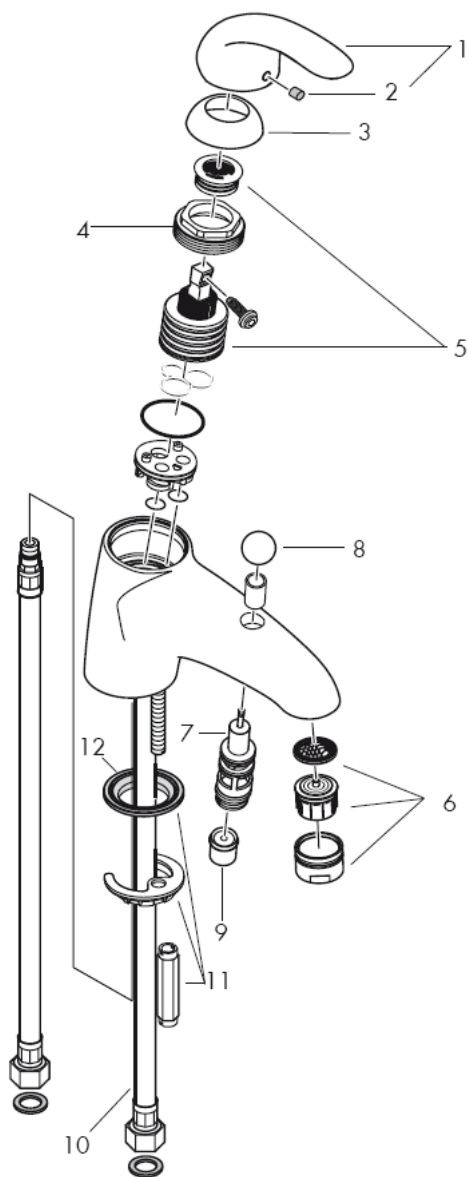


Focus E
31752000



Montimi i zorrës së lidhjes






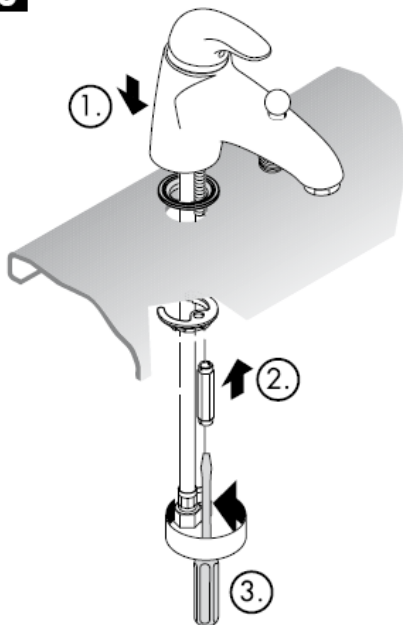
1

Shpërlani në mënyrë profesionale lidhjet.
Instalimi sipas normave DIN 1988

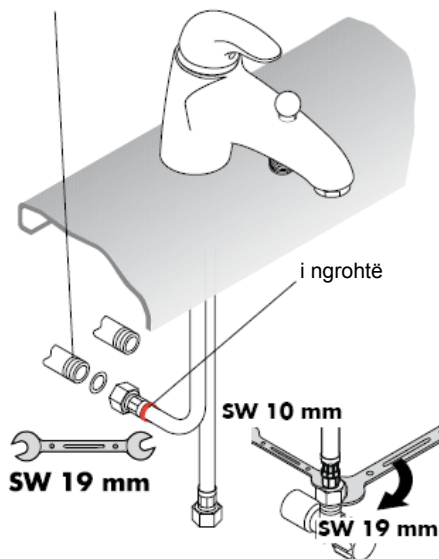
Kujdes! Për të kontrolluar tubacionet e
lidhjeve duhet paraparë një hapësirë për
revizion.

2

Ø 35 mm

**3****4**

Lodhja duhet të jetë e përshtatshme
për një shtupë të rrafshët



Kujdes! Armatura duhet montuar, shpërlarë dhe kontrolluar në bazë të normave të vlefshme!

Përdorimi

Rubineti me ujë të përzier hapet duke ngritur lart dorezën.

Rrotullimi majtas = ujë i ngrohtë,
rrotullimi djathtas = ujë i ftohtë.

32420000: Ndërrimi i pozicionit në atë të dorezës së dushit përmes tërheqjes së butonit të rumbullakët në pjesën e sipërme të daljes. Kthimi në pozicionin e mëparshëm bëhet automatikisht pas mbylljes së dorezës.

Të dhëna teknike

Presioni gjatë punës max 1 MPa
 Presioni i rekomanduar: 0,1 – 0,5 MPa
 Presioni për provë: 1,6 MPa
 (1 MPa = 10 bar = 147 PSI)
 Temperatura e ujit të ngrohtë max 80° C
 Temperatura e rekomanduar e ujit të ngrohtë: 65° C
 Kapaciteti i rrjedhjes: ca. 22 l/min 0,3 MPa
 Siguresa kundër rrjedhjes në drejtim të kundërt

Rubinet me ujë të përzier me kufizim të ujit të ngrohtë, justimi shih faqen _1b.

Në kombinim me ngrohësit elektrikë të ujit nuk ka nevojë për bllokadë të ujit të ngrohtë.

Armaturat me ujë të përzier të Hansgrohe mund të përdoren në kombinim me ngrohës elektrikë të ujit të drejtuar në mënyrë hidraulike ose termike nëse presioni i rrjedhjes është minimumi 0,15 MPa.

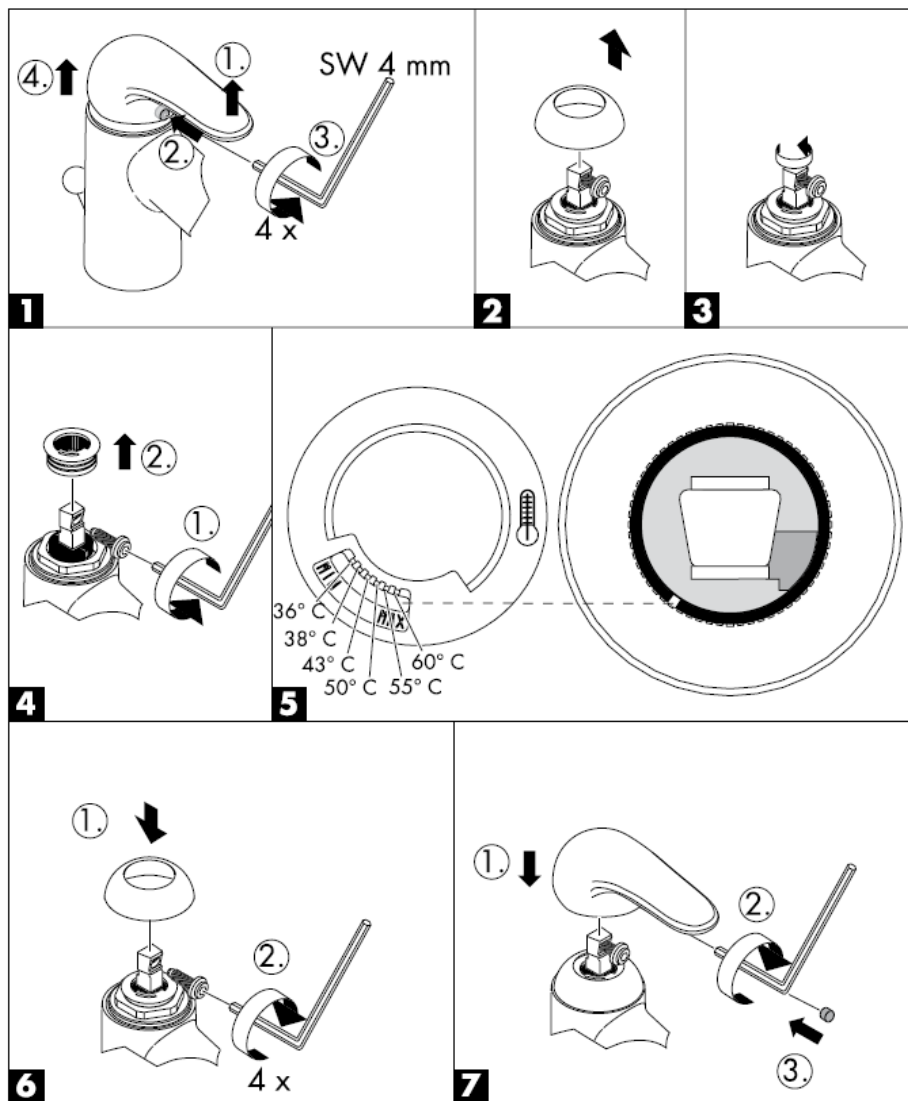
Pjesët e servisit shih faqen _1c 3

1	Dorezë	31791000
2	Tapë për dorezën	96338000
3	Rozetë sferike	94192000
4	Dado	94194000
5	Kaseta komplet	92730000
6	Perlator komplet	96512000
7	Ndërruesi komplet	94077000
8	Butoni tërheqës	94078000
9	Penguesi i rrjedhjes në drejtim të kundërt	94074000
10	Zorra e lidhjes	96507000
11	Montimi i boshtit komplet	96016000
12	Shtupa	97608000

Shenja e kontrollit

	DVGW	P-IX	SVGW	ACS	NF	WRAS	KIWA
31751000				X	X		
31752000							

Kufizimi i ujit të ngrohtë: Temperatura e ujit të ngrohtë 60 C, temperatura e ujit të ftohtë 10 C, presioni i rrjedhjes 0,3 MPa.



hansgrohe

Hansgrohe · Postfach 1145 · D-77761 Schiltach · Telefon +49 (0) 78 36/51-1282 · Telefax +49 (0) 7836/511440
E-Mail: info@hansgrohe.com · Internet: www.hansgrohe.com

10/2008
9.05755.01
Shqipëri