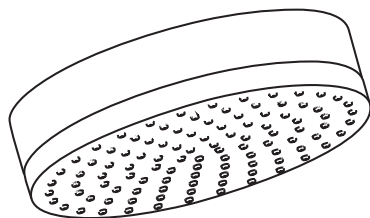
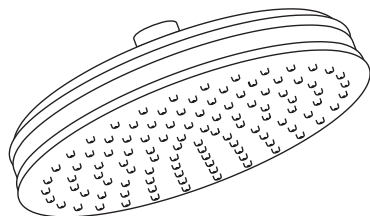


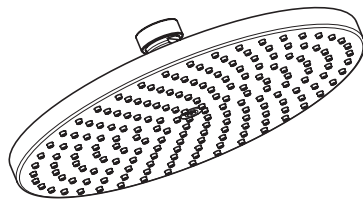
# AXOR



AXOR Citterio 180 1jet  
28489007



AXOR Carlton 240 1jet  
28474XX7



AXOR Starck 240 1jet  
28494XX7

ZH / 用户手册 / 组装说明

EN / Instructions for use / Assembly instructions

02

03

INSTALLATION

**△ 安全技巧**

- △ 装配时为避免挤压和切割受伤, 必须戴上手套.
- △ 本产品只允许作为洗浴, 卫生和洁身之用.
- △ 不得让儿童和肢体, 精神和或意识有障碍的成人在不受监管的情况下使用淋浴系统. 受酒精或毒品影响的人员不得使用淋浴系统.
- △ 必须避免让身体敏感部位 (如眼睛) 接触到莲蓬头喷水. 必须保持莲蓬头与人头之间有足够的距离.

**安装提示**

- / 安装前必须检查产品是否受到运输损害. 安装后将不认可运输损害或表面损伤.
- / 管道和阀门必须根据通用标准进行安装, 冲洗和检查.
- / 必须装上花洒所附带的滤柱式过滤网, 以过滤管道里的杂质污物. 杂质污物会影响花洒的功能和或损坏花洒的功能部件, 由此而产生的产品损坏不属于汉斯格雅的保修范围.

**技术参数**

工作压力:	最大 0,6 MPa
推荐工作压强 28474XX7/28494XX7	
28474XX7/28494XX7:	0,15 - 0,4 MPa
28489007:	0,11 - 0,4 MPa
测试压强:	1,6 MPa
	(1 MPa = 10 bar = 147 PSI)
热水温度:	最大 60°C
热力消毒:	70°C/4 分钟

该产品专为饮用水设计!

**符号说明**

请勿使用含有乙酸的硅胶!



大小 (参见第页 05)



流量示意图 (参见第页 05)



备用零件 (参见第页 06)

XX = 颜色代码

00 = 镀铬

34 = Brushed Black Chrome

82 = Brushed Nickel

99 = Polished Gold-Optic



清洗 (参见第页 08)



## ⚠ SAFETY NOTES

- ⚠ Gloves should be worn during installation to prevent crushing and cutting injuries.
- ⚠ The product may only be used for bathing, hygienic and body cleaning purposes.
- ⚠ Children as well as adults with physical, mental and/or sensoric impairments must not use this product without proper supervision. Persons under the influence of alcohol or drugs are prohibited from using this product.
- ⚠ Do not allow the streams of the shower touch sensitive body parts (such as your eyes). An adequate distance must be kept between the shower and you.

## INSTALLATION INSTRUCTIONS

- / Prior to installation, inspect the product for transport damages. After it has been installed, no transport or surface damage will be honoured.
- / The pipes and the fixture must be installed, flushed and tested as per the applicable standards.
- / The filter insert must be used to protect the shower against incoming dirt by pipework. Incoming dirt leads to defects or/and can damage parts of the shower; such caused faults voids all liability and guarantee claims.

## TECHNICAL DATA

Operating pressure:	max. 0,6 MPa
Recommended operating pressure	
28474XX7 / 28494XX7:	0,15 - 0,4 MPa
28489007:	0,11 - 0,4 MPa
Test pressure:	1,6 MPa
	(1 MPa = 10 bar = 147 PSI)
Hot water temperature:	max. 60°C
Thermal disinfection:	70°C / 4 min
The product is exclusively designed for drinking water!	

## SYMBOL DESCRIPTION

 Do not use silicone containing acetic acid!

 DIMENSIONS (see page 05)

 FLOW DIAGRAM (see page 05)

 SPARE PARTS (see page 06)

XX = Colors

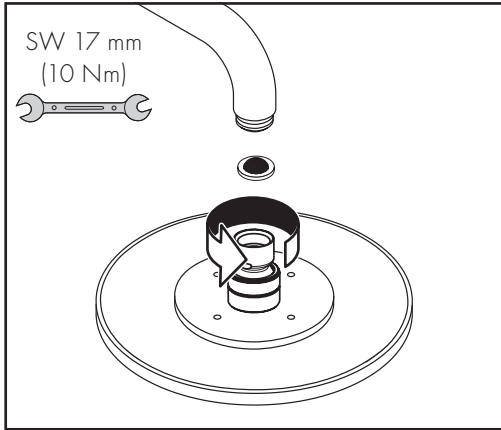
00 = Chrome Plated

34 = Brushed Black Chrome

82 = Brushed Nickel

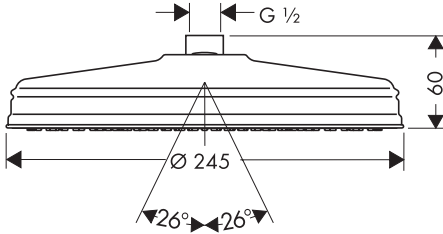
99 = Polished Gold-Optic

 CLEANING (see page 08)

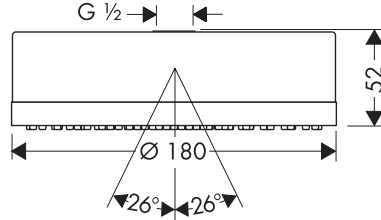




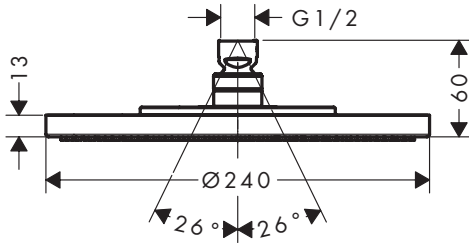
AXOR Carlton 240 1jet  
28474XX7



AXOR Citterio 180 1jet  
28489007

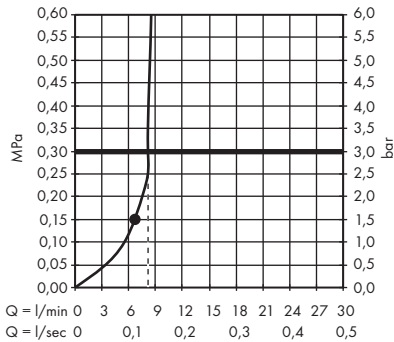


AXOR Starck 240 1jet  
28494XX7

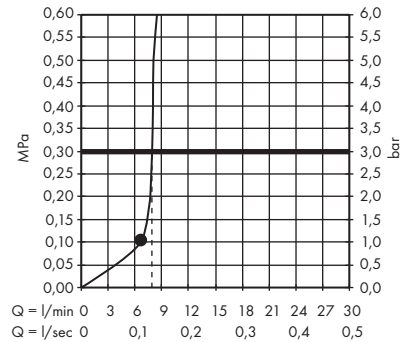


AXOR Carlton 240 1jet  
28474XX7

AXOR Starck 240 1jet  
28494XX7





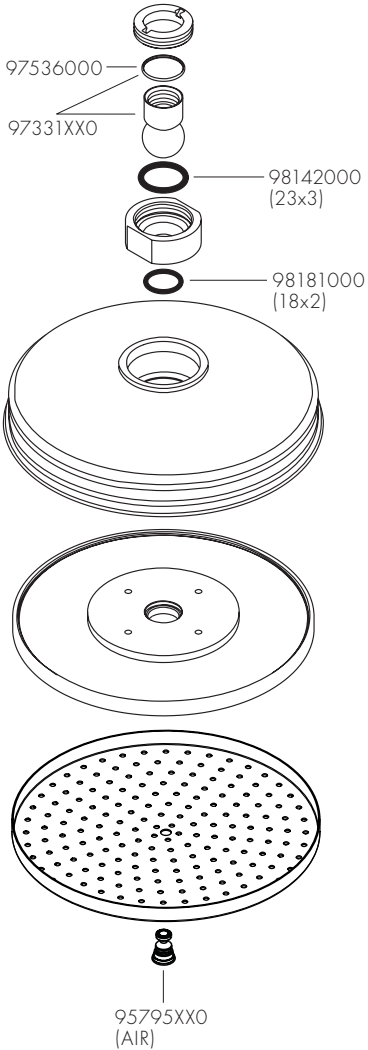
AXOR Citterio 180 1jet  
28489007







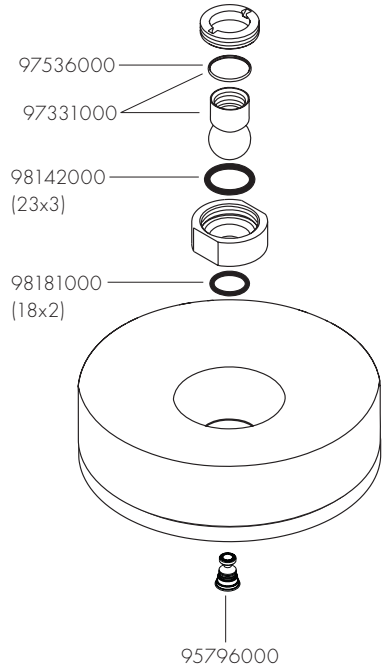
AXOR Carlton 240 1jet  
28474XX7

-  — 94246000
-  — 95659000



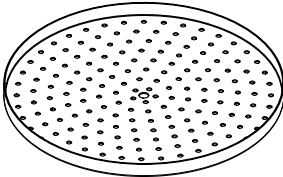
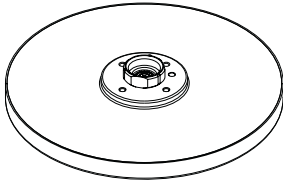
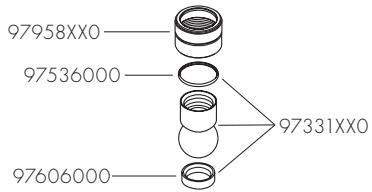
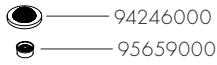
AXOR Citterio 180 1jet  
28489007

-  — 94246000
-  — 95659000





AXOR Starck 240 1jet  
28494XX7





## 汉斯格雅产品的清洁建议

现代的卫浴龙头, 厨房龙头, 花洒, 配件, 盥洗台, 浴盆和加热器采用的制造材料非常迥异, 以适应产品外形设计和使用寿命的市场需求。

为了避免产品损坏和由此引发的投诉及争议, 必须在使用和清洁产品时遵循有关规程。

**在保养汉斯格雅产品时, 原则上必须注意:**

- / 只能使用那些有明确注明是适用于本产品的清洁剂。
- / 不允许使用含有盐酸, 蚁酸, 氯漂或醋酸的清洁剂, 因为这些清洁剂会给产品表面造成严重的损伤。
- / 含磷酸的清洁剂必须在特定条件下使用。
- / 不允许将两种以上清洁剂混合使用。
- / 不允许使用具有研磨作用的清洁工具和设备, 如不适合的清洁粉末, 海绵垫或超细麦克布。
- / 必须严格遵守清洁剂生产厂商的使用说明。
- / 严格遵守清洁剂的用量和作用时间, 决不允许清洁剂的作用时间长于规定值。
- / 定期的清洁以预防水垢。
- / 不允许将清洁剂直接喷射到汉斯格雅产品上, 因为喷雾会进入汉斯格雅产品的开口部分和缝隙中而造成损害。首先将清洁剂喷在软布上, 再用软布进行清洁。
- / 清洁之后必须用足够的水冲洗, 以彻底去除残留的吸附物(清洁剂)。
- / 不允许使用蒸汽清洗机, 高温会损害产品。

## 重要说明

肥皂, 洗发水, 沐浴液, 染发剂, 香水, 刮胡水, 指甲油的残留也会对产品造成损伤。

此处: 使用后要小心地用清水将剩余物冲洗干净。

同样在产品下方不得存放洗涤剂和化学药品, 例如不可放在用于洗脸盆的梳洗柜中否则挥发气体会损坏产品。

在已经损伤的表面继续使用清洁剂会给表面造成更大的损伤。





**表面损坏的部件必须更换, 否则会有受伤的危险。**

不按规定进行清洁而造成的任何损坏不在本公司产品保修范围之内。

## 担保

AXOR 向用户保证, 该产品无制造缺陷。如果自购买之日起五年内出现缺陷, AXOR 将免费排除。保证条件和详情见 [www.hansgrohe-int.com/guarantee](http://www.hansgrohe-int.com/guarantee)。在提出保修的权利时请联系您的合同方。本保证不涉及有关国家法律规定的消费权。








## CLEANING RECOMMENDATION FOR AXOR PRODUCTS

Today, modern sanitary and kitchen tapware, showers, accessories, washstands, tubs and radiators consist of very different materials to comply with the needs of the market with regard to design and functionality.

To avoid damage and reclamations, it is necessary to consider certain criteria when cleaning.

### WITH REGARD TO CARING FOR THE AXOR PRODUCTS, THE FOLLOWING MUST IN PRINCIPLE BE HEHEDED:

- / Only use cleaning material which is explicitly provided for this type of application.
- / Never use cleaning materials, which contain hydrochloric acid, formic acid, chlorine pale lye or acetic acid, as they cause considerable damage.
- / Phosphorus acidic cleaners are only conditionally applicable.
- / Mixing cleaning agents is not permitted, generally.
- / Never use cleaning materials or appliances with an abrasive effect, such as unsuitable cleaning powders, sponge pads or micro fibre cloths.
- / The instructions of the cleaning agent manufacturers have to be followed absolutely.
- / Cleaning has to be carried out with a specified cleaner dosage, contact time, object-related and adapted to the needs.
- / The building up of calcifications has to be removed by cleaning regularly.
- / When using spray cleaners, spray the cleaning solution onto a soft cloth or sponge, never directly onto the Axor products, as the atomised spray could enter openings and gaps in the Axor products and cause damage.
- / After cleaning rinse thoroughly with clean water to remove any cleaner residue.



- / The use of steam cleaners is not permitted. The high temperatures can damage the products.

## IMPORTANT

Residues of toiletries such as liquid soaps, shampoos and shower gels, hair dyes, perfumes, aftershave and nail varnish can also cause damage.

Here too: Carefully rinse with water after use to remove residues.

Likewise, do not store any cleaning agents or chemicals under the products, for example in a vanity unit, as the vapours may damage the products.

The damage of already damaged surfaces will deteriorate under the effect of the cleansers.



**COMPONENTS WITH DAMAGED SURFACES MUST BE EXCHANGED, OTHERWISE THERE COULD BE AN INJURY DANGER.**


Damage caused by improper treatment will not be covered by our guarantee.

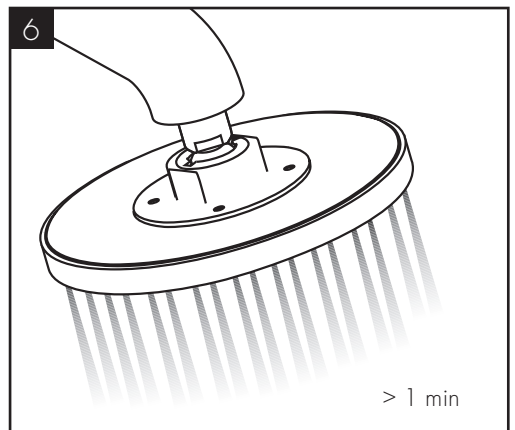
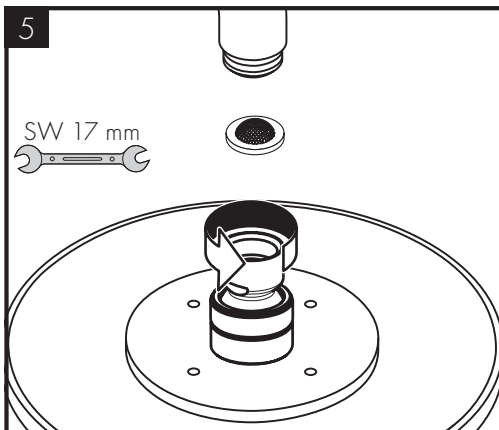
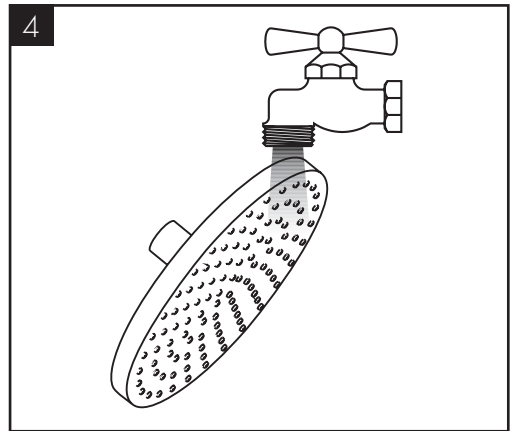
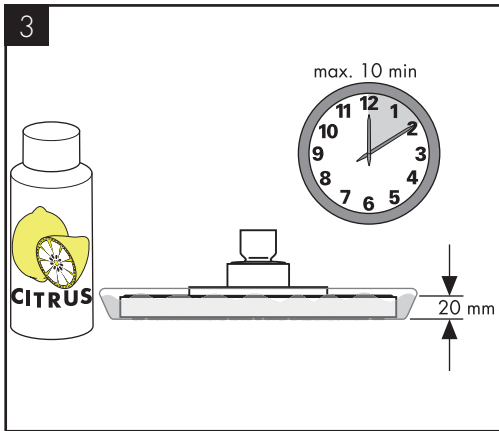
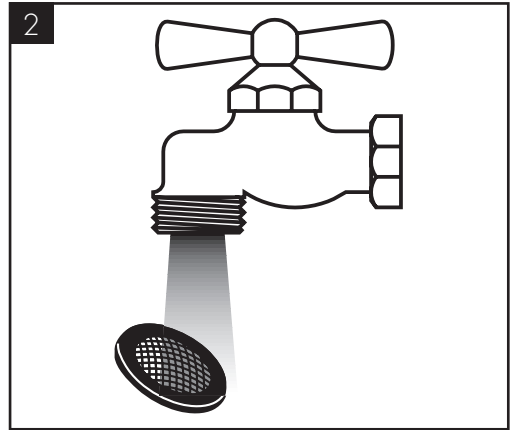
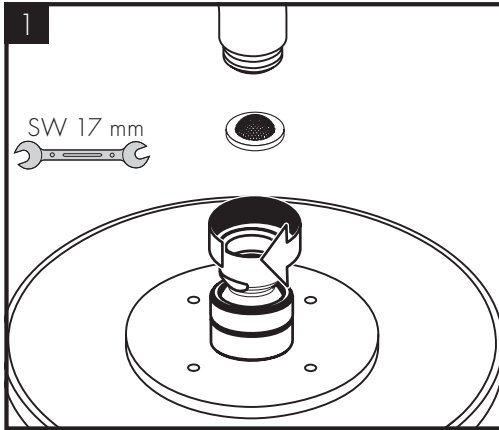
## WARRANTY

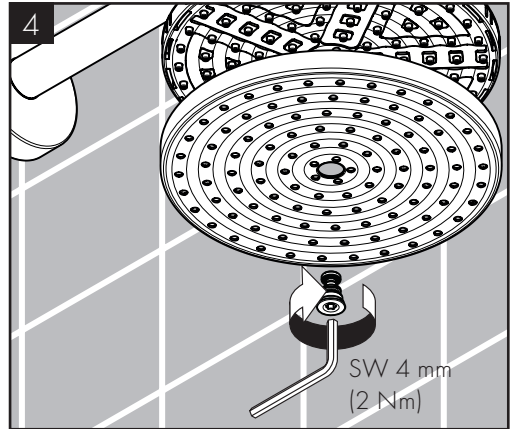
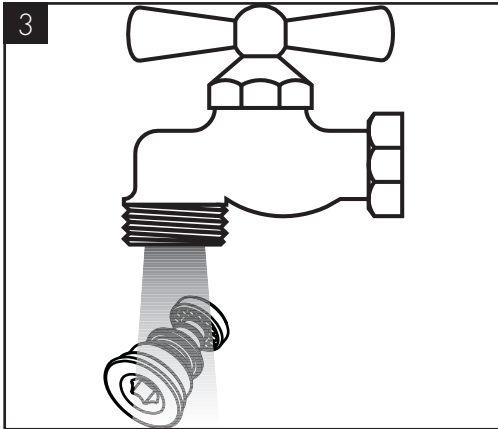

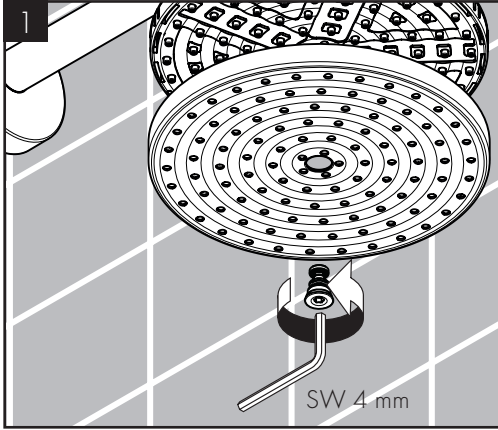
AXOR guarantees to the consumer that this product is free of production faults. If nevertheless any defect is detected within 5 years from date of purchase, AXOR will remedy this defect free of charge. You will find the conditions and details of this guarantee at [www.hansgrohe-int.com/guarantee](http://www.hansgrohe-int.com/guarantee). Please contact your contracting party to claim your rights under this guarantee. This guarantee does not affect the customer's rights under the respective national legislation.

## QUICKCLEAN

The QuickClean cleaning function only needs a small manual rub over to remove the lime scale from the spray channels.







# AXOR

Axor / Hansgrohe SE  
AustraÙe 5-9  
77761 Schiltach  
Deutschland

[info@axor-design.com](mailto:info@axor-design.com)  
[axor-design.com](http://axor-design.com)

03/2024  
9.08534.52