



Price Book 2019/2020

hansgrohe assortment kitchen

Hansgrohe contact

Hansgrohe Headquarters



The Hansgrohe Master Service - Headquarters

Service hours:

Monday-Thursday: 8:00 am-4:00 pm

Friday: 8:00 am-3:00 pm

Phone: +49 7836 51-1282

Fax: +49 7836 51-1440

info@hansgrohe.com

You will also find technical information at
pro.hansgrohe-int.com



Global Projects Services - Headquarters

gpservices@hansgrohe.com

You will also find tender texts and planning
details at
pro.hansgrohe-int.com/planning-data



Hansgrohe Aquademie - Headquarters

Monday-Friday: 7:30 am-7:00 pm

Saturday-Sunday: 10:00 am-4:00 pm

Hansgrohe SE

Hansgrohe Aquademie

Austr. 9

77761 Schiltach/Germany

Phone: +49 7836 51-3272

Fax: +49 7836 51-1505

The Aquademie is our adventure centre on
all aspects of water.

pro.hansgrohe-int.com/aquademie

The prices quoted are recommended retail prices and do not include VAT. Errors and omissions excepted.
This Price Book renders all preceding ones void.

Measurements within scale drawings are in mm.

You will find further information and sales arguments on the individual products in the sales manual or at
pro.hansgrohe-int.com

Price Book 2019/2020

hansgrohe

Hansgrohe SE · P.O. Box 1145 · 77757 Schiltach/Germany
Tel. +49 7836 51-0 · Fax +49 7836 51-1300
info@hansgrohe.com · www.hansgrohe.com



BORA
hansgrohe

© Bettinipho

hansgrohe Sponsoring

Maximum performance on a bike and in the kitchen

In order for a team to perform at its absolute best, every single component has to match the others and work with absolute precision. Just like mixer taps and sinks by hansgrohe which, thanks to the innovative control concept, make a perfectly matched team in the kitchen. Experience the loveliest

moments with water with hansgrohe. That is why hansgrohe is the official title sponsor of BORA-hansgrohe, the first-class cycling team. A sport that is as efficient and as innovative as our hansgrohe products. To find out where and when you can see our cyclists in action, go to **www.bora-hansgrohe.com** or follow

them on the team app and on social media for daily updates:



facebook.com/Borahansgroheofficial
facebook.com/hansgrohe
facebook.com/PeterSagan



instagram.com/borahansgrohe
instagram.com/hansgrohe



BORA-hansgrohe.com
hansgrohe.co.uk



Left-hand page: Santos Tour Down Under 2018, Stage 4 – 128.2 km from Norwood to Uraidla. Stage winner: Peter Sagan.
Right page: Peter Sagan, World Cycling Champion 2015, 2016 & 2017.

Code Numbers and Trade Prices

brand	code no.	Euro	EAN	page
10				
AX	10823000	137.40	4011097693712	102
AX	10823800	206.10	4011097694566	102
14				
HG	14780000	464.00	4059625195970	23
HG	14781000	374.60	4059625197110	24
HG	14782000	317.00	4059625198100	25
HG	14785000	402.70	4059625197998	22
HG	14786000	475.00	4059625195994	19
HG	14820000	464.00	4011097718378	23
HG	14820800	602.90	4011097718361	23
HG	14821000	374.60	4011097718354	24
HG	14821800	487.70	4011097718347	24
HG	14822000	317.00	4011097718170	25
HG	14822800	412.20	4011097718330	25
HG	14823000	374.60	4011097718323	25
HG	14834000	413.30	4011097823690	23
HG	14834800	537.20	4011097823683	23
HG	14847000	353.00	4011097823676	22
HG	14847800	459.40	4011097823669	22
HG	14857000	424.10	4011097823652	21
HG	14857800	551.30	4011097823645	21
HG	14870000	274.30	4011097386898	35
HG	14872000	406.70	4011097405032	34
HG	14875000	355.60	4011097391236	35
HG	14877000	480.80	4011097405049	33
HG	14883000	402.70	4011097748559	22
HG	14883800	513.00	4011097748566	22
HG	14884000	475.00	4011097772783	19
HG	14884800	617.50	4011097772790	19
HG	14888000	428.40	4011097752631	26
31				
HG	31780000	125.60	4011097503264	41
HG	31784000	147.40	4011097605876	41
HG	31803000	277.40	4011097641881	40
HG	31804000	134.80	4011097641898	40
HG	31806000	119.50	4011097641904	40
HG	31806800	155.30	4011097654829	40
HG	31815000	251.70	4011097718187	38
HG	31815670	352.30	4059625231180	38
HG	31815800	327.40	4011097718309	38
HG	31816000	123.30	4011097646312	40
HG	31817000	194.20	4011097718194	39
HG	31817670	271.40	4059625231197	39
HG	31817800	252.90	4011097726717	39
HG	31820000	169.40	4011097679464	39
HG	31820670	237.60	4059625231203	39
HG	31820800	220.90	4011097679471	39
HG	31821000	169.40	4059625196700	39
HG	31821800	220.90	4059625197974	39
HG	31822000	187.00	4011097679488	39
HG	31823000	277.50	4011097708027	40
HG	31825000	161.20	4011097708041	40
HG	31826000	119.50	4059625196694	40
HG	31827000	194.20	4059625196786	39
HG	31833000	251.70	4059625196717	38
32				
HG	32841000	327.50	4011097521565	32
HG	32842000	349.10	4011097523071	32
HG	32845000	327.50	4059625195956	32
HG	32851000	233.90	4011097521558	33
HG	32857000	233.90	4059625195987	33
40				
HG	40418000	100.50	4011097191669	101

brand	code no.	Euro	EAN	page
HG	40418800	150.70	4011097304342	101
HG	40438000	56.30	4059625131589	101
HG	40438800	73.20	4059625131596	101
HG	40448000	76.80	4059625131602	101
HG	40448800	99.80	4059625131619	101
HG	40468000	76.80	4059625131626	101
HG	40468800	99.80	4059625131633	101
HG	40950000	7.90	4059625023792	99
HG	40951000	7.90	4059625023808	99
HG	40952800	11.60	4059625027134	99
HG	40953800	16.90	4059625027141	99
HG	40960000	122.90	4059625175194	102
HG	40961000	92.20	4059625175200	102
HG	40962800	80.00	4059625189276	102
HG	40963000	20.00	4059625189269	102
HG	40964000	14.00	4059625189252	102
HG	40965000	23.00	4059625189245	103
HG	40966000	4.50	4059625189238	103
43				
HG	43201000	1,053.70	4059625006887	58
HG	43201800	1,211.80	4059625025413	58
HG	43202000	1,138.00	4059625007006	61
HG	43202800	1,296.10	4059625025505	61
HG	43203000	1,580.50	4059625007020	63
HG	43203800	1,738.70	4059625025499	63
HG	43205000	1,331.20	4059625006894	59
HG	43205800	1,484.80	4059625025482	59
HG	43206000	1,475.20	4059625007013	62
HG	43206800	1,633.30	4059625025475	62
HG	43207000	1,138.00	4059625007037	52
HG	43207800	1,302.30	4059625025468	52
HG	43208000	1,372.20	4059625007044	53
HG	43208800	1,531.90	4059625025451	53
HG	43209000	1,232.80	4059625007051	55
HG	43209800	1,409.80	4059625025444	55
HG	43210000	1,580.50	4059625007068	56
HG	43210800	1,757.60	4059625025437	56
HG	43211000	1,685.90	4059625007075	57
HG	43211800	1,863.00	4059625025420	57
HG	43212000	819.20	4059625100554	64
HG	43213000	921.60	4059625100547	67
HG	43214000	972.80	4059625100530	65
HG	43215000	942.10	4059625100523	68
HG	43216000	1,003.50	4059625100516	69
HG	43217000	788.50	4059625100509	70
HG	43218000	860.20	4059625100493	71
HG	43219000	942.10	4059625100486	70
HG	43220000	880.60	4059625100479	72
HG	43221000	942.10	4059625100462	72
HG	43227000	972.80	4059625173596	66
HG	43228000	942.10	4059625173589	71
HG	43229000	1,372.20	4059625177815	54
HG	43229800	1,531.90	4059625177822	54
HG	43230000	1,331.20	4059625177839	60
HG	43230800	1,484.80	4059625177846	60
HG	43301800	611.10	4059625007082	78
HG	43302800	663.90	4059625007129	80
HG	43303800	1,138.00	4059625007167	81
HG	43305800	611.10	4059625007099	78
HG	43306800	870.40	4059625007105	78
HG	43307800	870.40	4059625007112	79
HG	43308800	663.90	4059625007136	80
HG	43309800	1,032.60	4059625007143	80
HG	43310800	1,032.60	4059625007150	81

brand	code no.	Euro	EAN	page
HG	43311800	1,138.00	4059625007174	81
HG	43312170	288.80	4059625104781	84
HG	43312290	288.80	4059625104774	84
HG	43312380	288.80	4059625104767	84
HG	43313170	368.60	4059625104750	86
HG	43313290	368.60	4059625104743	86
HG	43313380	368.60	4059625104736	86
HG	43314170	448.50	4059625104729	85
HG	43314290	448.50	4059625104712	85
HG	43314380	448.50	4059625104705	85
HG	43315170	368.60	4059625104699	86
HG	43315290	368.60	4059625104682	86
HG	43315380	368.60	4059625104941	86
HG	43316170	430.10	4059625104934	86
HG	43316290	430.10	4059625104927	86
HG	43316380	430.10	4059625104910	86
HG	43330170	448.50	4059625173572	85
HG	43330290	448.50	4059625173565	85
HG	43330380	448.50	4059625173558	85
HG	43331800	870.40	4059625177792	79
HG	43332800	870.40	4059625177808	79
HG	43333000	21.10	4059625024003	100
HG	43334800	240.00	4059625217511	83
HG	43335800	250.00	4059625217504	84
HG	43336800	260.00	4059625217498	84
HG	43337800	340.00	4059625217481	82
HG	43338800	360.00	4059625217474	82
HG	43339800	410.00	4059625217467	83
HG	43340800	320.00	4059625217450	82
HG	43341800	340.00	4059625217443	82
HG	43342800	390.00	4059625217436	83
HG	43425800	421.50	4059625007181	92
HG	43426800	453.10	4059625007198	92
HG	43427800	474.20	4059625007204	93
HG	43428800	495.20	4059625007211	93
HG	43429800	832.40	4059625007228	94
HG	43430800	906.10	4059625007235	94
HG	43431170	355.30	4059625104903	95
HG	43431290	355.30	4059625104897	95
HG	43431380	355.30	4059625104880	95
HG	43432170	435.20	4059625104873	95
HG	43432290	435.20	4059625104866	95
HG	43432380	435.20	4059625104859	95
HG	43433170	435.20	4059625104842	95
HG	43433290	435.20	4059625104835	95
HG	43433380	435.20	4059625104828	95
HG	43434170	496.60	4059625104811	96
HG	43434290	496.60	4059625104804	96
HG	43434380	496.60	4059625104798	96
HG	43921800	24.70	4059625248737	97
HG	43922800	41.20	4059625248720	97
HG	43927000	24.60	4059625105009	98
HG	43928000	41.00	4059625104996	98
HG	43931800	43.20	4059625248713	97
HG	43932800	66.90	4059625248706	97
HG	43937000	43.00	4059625104989	98
HG	43938000	66.60	4059625104972	98
HG	43941800	29.80	4059625248690	97
HG	43942800	47.30	4059625248683	97
HG	43947000	29.70	4059625104965	98
HG	43948000	47.10	4059625104958	99
71				
HG	71280000	120.30	4011097741451	45
HG	71283000	153.20	4059625215531	47

brand	code no.	Euro	EAN	page
HG	71284000	180.50	4059625215555	47
HG	71285000	153.20	4011097738369	47
HG	71286000	180.50	4011097754024	47
HG	71287000	180.50	4011097754017	47
HG	71800000	266.20	4059625085127	41
HG	71800800	346.10	4059625085110	41
HG	71801000	235.50	4059625085103	42
HG	71801800	306.20	4059625085097	42
HG	71802000	169.00	4059625085080	42
HG	71802800	219.70	4059625085073	42
HG	71803000	266.20	4059625085066	43
HG	71804000	133.10	4059625085059	43
HG	71805000	122.90	4059625085042	43
HG	71806000	122.90	4059625085035	43
HG	71806800	159.70	4059625085028	43
HG	71807000	153.60	4059625085011	43
HG	71808000	102.40	4059625085004	45
HG	71808800	133.10	4059625084991	45
HG	71809000	102.40	4059625084984	45
HG	71813000	250.90	4059625084939	44
HG	71814000	169.00	4059625098356	44
HG	71814800	219.70	4059625098363	44
HG	71820000	319.50	4059625098370	41
HG	71820800	399.40	4059625098387	41
HG	71821000	288.80	4059625098394	42
HG	71821800	359.40	4059625098400	42
HG	71829000	222.20	4059625098417	44
HG	71829800	272.90	4059625098424	44
HG	71830000	93.50	4011097761268	46
HG	71831000	111.70	4011097766461	46
HG	71832000	106.30	4011097766454	45
HG	71833000	136.20	4011097775487	45
HG	71834000	244.50	4011097766447	46
HG	71835000	137.20	4011097766430	45
HG	71836000	137.20	4011097766423	46
HG	71837000	93.50	4011097766416	46
HG	71839000	106.30	4011097775753	46
HG	71860000	106.30	4059625197103	45
HG	71861000	137.20	4059625196755	45
HG	71862000	235.50	4059625198490	42
HG	71864000	122.90	4059625198513	43
HG	71865000	169.00	4059625198520	44
HG	71866000	102.40	4059625198537	45
72				
HG	72800000	300.00	4059625255452	36
HG	72800670	390.00	4059625255445	36
HG	72800800	390.00	4059625255438	36
HG	72801000	350.00	4059625255421	36
HG	72801670	455.00	4059625255414	36
HG	72801800	455.00	4059625255407	36
HG	72802000	255.00	4059625255391	36
HG	72802670	332.00	4059625255384	36
HG	72802800	332.00	4059625255377	36
HG	72803000	305.00	4059625255360	37
HG	72803670	397.00	4059625255353	37
HG	72803800	397.00	4059625255346	37
HG	72804000	205.00	4059625255339	37
HG	72804670	267.00	4059625255322	37
HG	72804800	267.00	4059625255315	37
HG	72806000	180.00	4059625255308	37
HG	72806670	234.00	4059625255292	37
HG	72806800	234.00	4059625255285	37
HG	72808000	205.00	4059625255278	37
HG	72808670	267.00	4059625255261	37

Code Numbers and Trade Prices

brand	code no.	Euro	EAN	page
HG	72808800	267.00	4059625255254	37
HG	72809000	255.00	4059625255247	38
HG	72809670	332.00	4059625255230	38
HG	72809800	332.00	4059625255223	38
HG	72810000	252.00	4011097772455	31
HG	72810800	327.70	4011097772462	31
HG	72811000	295.00	4011097823638	31
HG	72812000	284.90	4011097772479	31
HG	72813000	362.00	4011097772493	29
HG	72813800	470.40	4011097772707	29
HG	72814000	221.30	4011097823621	30
HG	72814800	287.60	4011097823614	30
HG	72815000	315.40	4011097823607	30
HG	72815800	410.00	4011097823591	30
HG	72816000	252.00	4059625198155	31
HG	72817000	362.00	4059625197981	29
HG	72820000	364.10	4011097772721	29
HG	72820800	473.40	4011097772738	29
HG	72821000	441.00	4011097772752	27
HG	72821800	573.40	4011097772769	27
HG	72822000	391.50	4011097823584	28
HG	72822800	508.90	4011097823577	28
HG	72823000	441.50	4059625255667	26
HG	72823800	574.20	4059625255650	26
HG	72824000	392.10	4059625255643	28
HG	72824800	509.20	4059625255636	28
HG	72825000	364.10	4059625198186	29
HG	72826000	441.00	4059625198209	27
HG	72831000	480.80	4059625203156	33
HG	72832000	406.70	4059625203149	34
HG	72840000	175.00	4059625255216	38
HG	72840670	228.00	4059625255209	38
HG	72840800	228.00	4059625255193	38
HG	72842000	300.00	4059625269909	36
HG	72842670	390.00	4059625269695	36
HG	72843000	205.00	4059625269688	37
HG	72843670	266.50	4059625269671	37
HG	72844000	180.00	4059625269664	37
HG	72844670	234.00	4059625269657	37
HG	72845000	205.00	4059625269640	37
HG	72845670	266.50	4059625269633	37
73				
HG	73800000	458.30	4059625017630	24
HG	73800800	578.50	4059625017623	24
HG	73801000	507.50	4059625017616	23
HG	73801800	642.30	4059625017609	23
HG	73802000	468.90	4059625017593	22
HG	73802800	592.20	4059625017586	22
HG	73803000	518.30	4059625017579	20
HG	73803800	656.30	4059625017562	20
HG	73804000	526.90	4059625017555	18
HG	73804800	685.00	4059625017548	18
HG	73805000	547.90	4059625017531	16
HG	73805800	712.30	4059625017524	16
HG	73806000	590.00	4059625017517	16
HG	73806800	767.10	4059625017500	16
HG	73807000	518.30	4059625198292	20
HG	73812000	421.00	4059625017494	25
HG	73812800	530.50	4059625017487	25
HG	73816000	519.00	4059625176221	19
HG	73816800	653.10	4059625176207	19
HG	73817000	471.00	4059625176184	21
HG	73817800	590.90	4059625176177	21
HG	73818000	527.40	4059625176160	17

brand	code no.	Euro	EAN	page
HG	73818340	790.50	4059625229590	17
HG	73818670	737.30	4059625232514	17
HG	73818800	681.00	4059625176153	17
HG	73819000	470.00	4059625255629	17
HG	73819800	611.00	4059625255612	17
HG	73820000	475.80	4059625255605	18
HG	73820800	618.50	4059625255599	18
HG	73822000	424.50	4059625255582	20
HG	73822800	552.10	4059625255575	20
HG	73823000	458.30	4059625198254	24
HG	73824000	507.50	4059625198230	23
HG	73825000	526.90	4059625198223	18
HG	73826000	547.90	4059625198261	16
HG	73827000	590.00	4059625198247	16
HG	73828000	421.00	4059625198278	25
HG	73830000	600.00	4059625255568	15
HG	73830800	780.00	4059625255551	15
HG	73831000	650.00	4059625255179	15
HG	73831800	850.00	4059625255155	15
HG	73836000	550.00	4059625269442	15
HG	73836800	720.00	4059625269435	15
HG	73837000	600.00	4059625269428	15
HG	73837800	780.00	4059625269411	15
HG	73850000	363.50	4059625017456	31
HG	73850800	455.20	4059625017449	31
HG	73851000	408.70	4059625017432	30
HG	73851800	513.70	4059625017425	30
HG	73852000	437.30	4059625017418	29
HG	73852800	551.10	4059625017401	29
HG	73853000	485.40	4059625017395	27
HG	73853800	613.60	4059625017388	27
HG	73860000	375.30	4059625017364	32
HG	73860800	470.60	4059625017357	32
HG	73861000	349.10	4059625017340	33
HG	73863000	523.80	4059625017319	34
HG	73863800	663.60	4059625017302	34
HG	73864000	452.00	4059625017296	35
HG	73864800	570.30	4059625017289	35
HG	73867000	487.00	4059625176085	26
HG	73867800	611.60	4059625176078	26
HG	73868000	440.30	4059625176061	28
HG	73868800	550.90	4059625176054	28
HG	73869000	375.30	4059625198315	32
HG	73876000	408.70	4059625198339	30
HG	73878000	452.00	4059625198353	35
HG	73879000	523.80	4059625198377	34
HG	73880000	300.20	4059625017210	39
HG	73880800	373.60	4059625017203	39
HG	73895000	300.20	4059625198438	39

Kitchen mixers and sinks



Aquno Select M81

page 15



Metris Select M71

page 16



Metris M71

page 23



Talis Select M51

page 26



Talis M51

page 29



Talis M52

page 32



Talis M54

page 36



Focus M41

page 38



Focus M42

page 41



Logis M31

page 45



Logis M32

page 47



Sink combis

page 48



Built-in sinks

page 74











Undermount sinks






page 88









Selected kitchen taps at a glance



		Logis M31	Focus M42		
					
Versions	Standard (with sBox)		71829, -000, -800		71820, -000, -800 71821, -000, -800
	Standard (without sBox)	71835, -000 71280, 000 71832, 000 71830, 000	71806, -000, -800 71808, -000, -800	71802, -000, -800 71814, -000, -800	71800, -000, -800 71801, -000, -800
	For window installation	71833, -000	71807, -000		
	For LowPressure / vented hot water cylinders	71831, -000	71804, -000		
	With shut-off valve	71834, -000	71813, -000	71803, -000	
	CoolStart	71839, -000 71837, -000	71805, -000 EcoSmart 71809, -000 EcoSmart		
	NEW Eco	71860, -000 71861, -000	71864, -000 CoolStart 71866, -000 CoolStart	71865, -000	71862, -000
	Wall mounting	71836, -000			
Features	Select				
	Change spray type				■
	With pull-out function			■	■
	With swivel spout	■	■	■	■



		Talis M52			
					
Versions	Standard (with sBox)		73860, -000, -800		73864, -000, -800
	Standard (without sBox)	32851, -000	32841, -000	14870, -000	14872, -000
	For window installation				
	For LowPressure / vented hot water cylinders		32842, -000 73861, -000 sBox		
	With shut-off valve		14875, -000		
	CoolStart				
	NEW Eco	32857, -000	32845, -000 73869, -000 sBox		72832, -000 73878, -000 sBox
Features	Wall mounting				
	Select				
	Change spray type		■		
	With pull-out function		■		■
	With swivel spout	■	■	■	■

Focus M41		Talis M54		
				
73880, -000, -800		72801, -000, -670, -800		
31820, -000, -670, -800 31817, -000, -670, -800 31806, -000, -800 31780, -000	31815, -000, -670, -800	72800, -000, -670, -800	72804, -000, -670, -800 72806, -000, -670, -800	72803, -000, -670, -800 72809, -000, -670, -800 72802, -000, -670, -800 72808, -000, -670, -800 72840, -000, -670, -800
31822, -000 31804, -000 31784, -000				
31803, -000 31823, -000				
31816, -000				
31821, -000, -800 31826, -000 31827, -000 31825, -000	31833, -000 73895, -000 sBox	72842, -000, -670 72843, -000, -670	72844, -000, -670	72845, -000, -670
■		■		
■		■		
■		■		

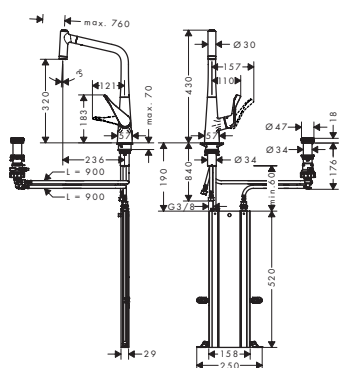
Talis M52	Talis M51		Talis Select M51		
					
73863,-000,-800	73850,-000,-800 73851,-000,-800		73852,-000,-800 73853,-000,-800		
14877,-000	72810,-000,-800 72814,-000,-800	72813,-000,-800 72815,-000,-800	72820,-000,-800	72821,-000,-800 72822,-000,-800	72823,-000,-800 72824,-000,-800
	72812,-000				
	72811,-000				
72831,-000 73879,-000 sBox	72816,-000		72825,-000	72826,-000	
■	■		■	■	■
■	■			■	■
■	■	■	■	■	■

Selected kitchen taps at a glance

		Metris M71			Metris Select M71		
							
Versions	Standard (with sBox)	73812, -000, -800			73802, -000, -800 73803, -000, -800 73816, -000, 800 73817, -000		
	Standard (without sBox)	14822, -000, -800	14821, -000, -800	14820, -000, -800 14834, -000, -800	14883, -000, -800 14847, -000, -800	14884, -000, -800 14857, -000, -800 73820, -000, -800 73822, -000, -800	
	For window installation	14823, -000					
	For LowPressure / vented hot water cylinders						
	With shut-off valve	14888, -000					
	CoolStart						
	NEW Eco	14782, -000	14781, -000 73828, -000 sBox	14780, -000 73823, -000 sBox 73824, -000 sBox	14785, -000	14786, -000 73807, -000 sBox	
Features	Wall mounting						
	Select				■	■	■
	Change spray type						■
	With pull-out function					■	■
	With swivel spout	■	■	■	■	■	■

		Metris Select M71			Aquino Select M81	
						
Versions	Standard (with sBox)	73804, -000, -800	73818, -000, -340, -670, -800	73805, -000, -800 73806, -000, -800	73830, -000, -800	73831, -000, -800
	Standard (without sBox)	73819, -000, -800			73836, -000, -800	73837, -000, -800
	For window installation					
	For LowPressure / vented hot water cylinders					
	With shut-off valve					
	CoolStart					
	NEW Eco	73825, -000		73826, -000 73827, -000		
Features	Wall mounting					
	Select	■	■	■	■	■
	Change spray type		■	■		■
	With pull-out function	■	■	■	■	■
	With swivel spout	■	■	■	■	■

Metris Select M71



Metris Select M71 2-hole single lever kitchen mixer 320, pull-out spray, 2jet, sBox

- consists of: 2-hole single lever kitchen mixer, control unit, hose box
- ComfortZone 320
- swivel range adjustable in 2 steps to 110° or 150°
- flexible position of faucet controls, 2 tap holes with Ø 35 mm required
- push of control unit: intuitive start and stop function of the water flow, turn: automatic drain operation
- laminar spray and shower spray
- lockable shower spray, spray returns automatically through handle closing
- MagFit magnetic shower support
- connection dimension: DN15
- flow rate 7 l/min
- ceramic cartridge
- connection type: G 3/8 connections
- integrated non-return valve
- suitable for continuous flow water heaters
- sBox for quiet, smooth and protected hose guidance in the cabinet, under the countertop, with extension length up to 76 cm

finish

code no.

Euro

Chrome

73806000

590.00

Stainless Steel Finish

73806800

767.10



NEW

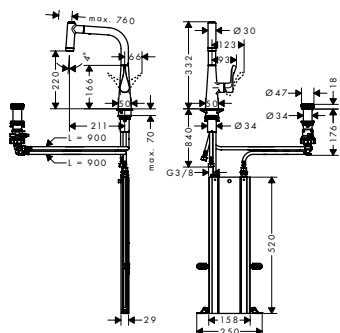
Alternative products:

- Metris Select M71 2-hole single lever kitchen mixer 320, Eco, pull-out spray, 2jet, sBox

Chrome

73827000

590.00



Metris Select M71 2-hole single lever kitchen mixer 220, pull-out spray, 2jet, sBox

- consists of: 2-hole single lever kitchen mixer, control unit, hose box
- ComfortZone 220
- swivel range adjustable in 2 steps to 110° or 150°
- flexible position of faucet controls, 2 tap holes with Ø 35 mm required
- push of control unit: intuitive start and stop function of the water flow, turn: automatic drain operation
- laminar spray and shower spray
- lockable shower spray, spray returns automatically through handle closing
- MagFit magnetic shower support
- connection dimension: DN15
- flow rate 7 l/min
- ceramic cartridge
- connection type: G 3/8 connections
- integrated non-return valve
- suitable for continuous flow water heaters
- sBox for quiet, smooth and protected hose guidance in the cabinet, under the countertop, with extension length up to 76 cm

Chrome

73805000

547.90

Stainless Steel Finish

73805800

712.30



NEW


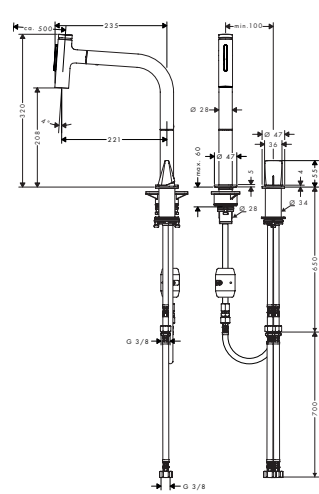




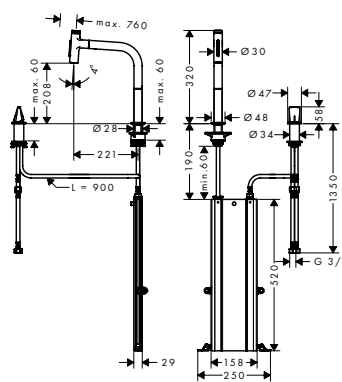



Alternative products:

- Metris Select M71 2-hole single lever kitchen mixer 220, Eco, pull-out spray, 2jet, sBox


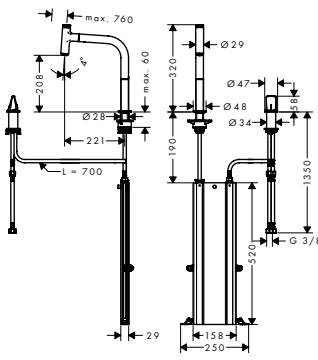






Chrome


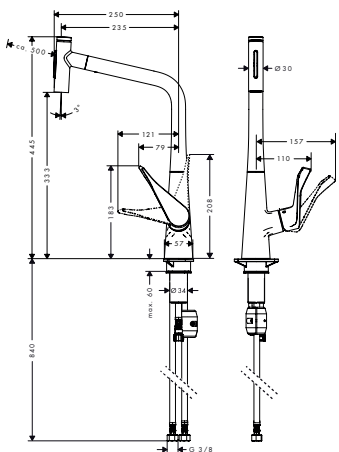




73826000


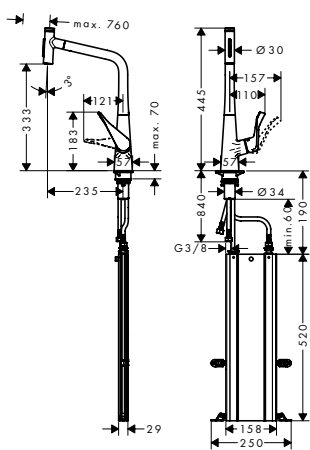




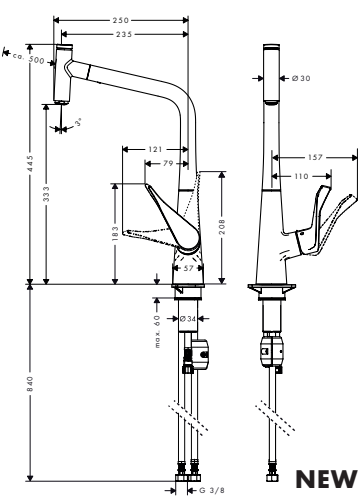


547.90


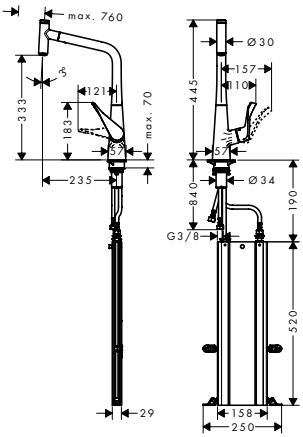



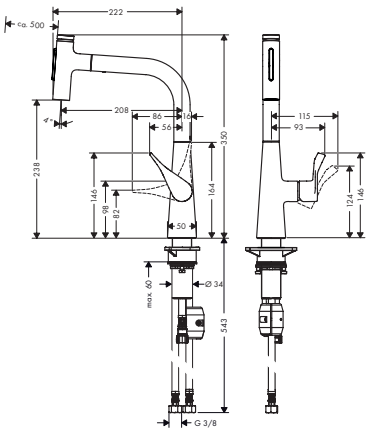



	finish	code no.	Euro
 	Metris Select M71 2-hole single lever kitchen mixer 200, pull-out spray, 2jet	Chrome 73819000	470.00
	Stainless Steel Finish 73819800	611.00	
	<ul style="list-style-type: none"> ComfortZone 200 swivel range adjustable in 2 steps to 110° or 150° flexible position of faucet controls, 2 tap holes with Ø 35 mm required laminar spray and shower spray lockable shower spray, spray returns through pressing spray diverter and spray returns automatically through handle closing Select button for a comfortable start/stop of the water flow MagFit magnetic shower support quick connect shower hose connection dimension: DN15 flow rate 8 l/min ceramic cartridge connection type: G 3/8 connections integrated non-return valve suitable for continuous flow water heaters tap hole with Ø 35 mm required 	  	
 	Metris Select M71 2-hole single lever kitchen mixer 200, pull-out spray, 2jet, sBox	Chrome 73818000	527.40
	Brushed Black 73818340	790.50	
	NEW Chrome*		
	NEW Matt Black* 73818670	737.30	
	Stainless Steel Finish 73818800	681.00	
	<ul style="list-style-type: none"> consists of: 2-hole single lever kitchen mixer, control unit, hose box ComfortZone 200 swivel range adjustable in 2 steps to 110° or 150° flexible position of faucet controls, 2 tap holes with Ø 35 mm required laminar spray and shower spray lockable shower spray, spray returns through pressing spray diverter and spray returns automatically through handle closing Select button for a comfortable start/stop of the water flow MagFit magnetic shower support quick connect shower hose connection dimension: DN15 flow rate 8 l/min ceramic cartridge connection type: G 3/8 connections integrated non-return valve suitable for continuous flow water heaters sBox for quiet, smooth and protected hose guidance in the cabinet, under the countertop, with extension length up to 76 cm tap hole with Ø 35 mm required 	  	
	Alternative products:		
	Metris Select M71 2-hole single lever kitchen mixer 200, pull-out spout, 1jet, sBox	Chrome 73804000	526.90
		Stainless Steel Finish 73804800	685.00


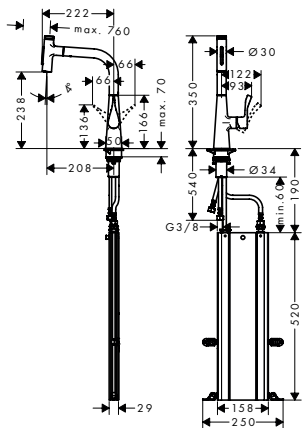




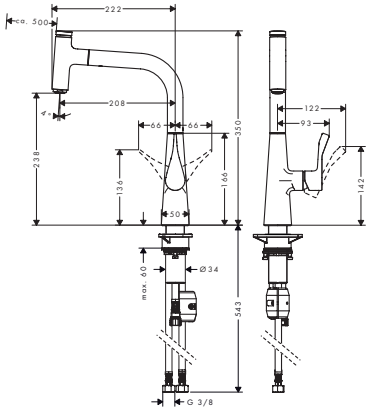


* available from
November 2019


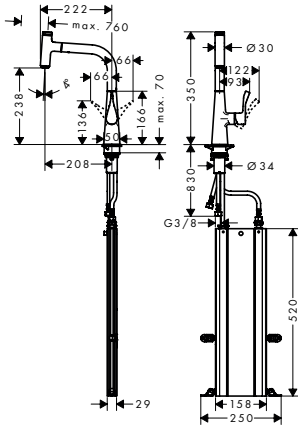



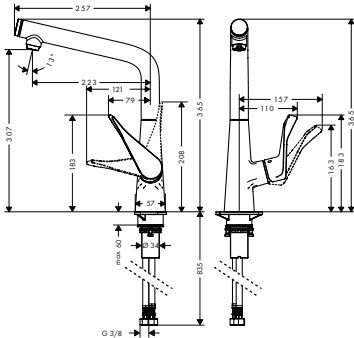



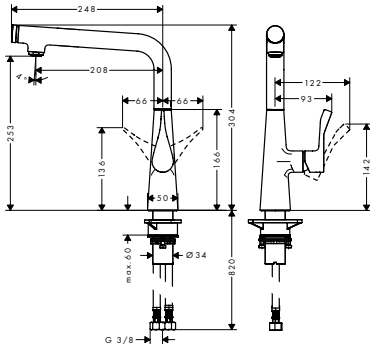


		finish	code no.	Euro	
		Metris Select M71 2-hole single lever kitchen mixer 200, pull-out spout, 1jet, sBox			
		<ul style="list-style-type: none">consists of: 2-hole single lever kitchen mixer, control unit, hose boxComfortZone 200swivel range adjustable in 2 steps to 110° or 150°flexible position of faucet controls, 2 tap holes with Ø 35 mm requirednormal spraySelect button for a comfortable start/stop of the water flowMagFit magnetic shower supportquick connect shower hoseconnection dimension: DN15flow rate 8 l/minceramic cartridgeconnection type: G 3/8 connectionsintegrated non-return valvesuitable for continuous flow water heaterssBox for quiet, smooth and protected hose guidance in the cabinet, under the countertop, with extension length up to 76 cm			
		Chrome	73804000	526.90	
		Stainless Steel Finish	73804800	685.00	
		   			
NEW		Alternative products:			
		<ul style="list-style-type: none">Metris Select M71 2-hole single lever kitchen mixer 200, Eco, pull-out spout, 1jet, sBox			
NEW		NEW NEW	Chrome	73825000	526.90
			Brushed Black	73818000	527.40
		Chrome	73818340	790.50	
		Matt Black	73818670	737.30	
		Stainless Steel Finish	73818800	681.00	

NEW 		Metris Select M71 Single lever kitchen mixer 320, pull-out spray, 2jet		
		<ul style="list-style-type: none">ComfortZone 320swivel range adjustable in 2 steps to 110° or 150°laminar spray and shower spraylockable shower spray, spray returns through pressing spray diverter and spray returns automatically through handle closingSelect button for a comfortable start/stop of the water flowMagFit magnetic shower supportconnection dimension: DN15flow rate 8 l/minceramic cartridgeconnection type: G 3/8 connectionsintegrated non-return valvesuitable for continuous flow water heaterstap hole with Ø 35 mm required		
		Chrome	73820000	475.80
		Stainless Steel Finish	73820800	618.50
		  		
NEW		Alternative products:		
		<ul style="list-style-type: none">Metris Select M71 Single lever kitchen mixer 320, pull-out spout, 1jet		
		Chrome	14884000	475.00
		Stainless Steel Finish	14884800	617.50

		finish	code no.	Euro
 	Metris Select M71 Single lever kitchen mixer 320, pull-out spray, 2jet, sBox <ul style="list-style-type: none"> · consists of: single lever kitchen mixer, hose box · ComfortZone 320 · swivel range adjustable in 2 steps to 110° or 150° · laminar spray and shower spray · lockable shower spray, spray returns through pressing spray diverter and spray returns automatically through handle closing · Select button for a comfortable start/stop of the water flow · MagFit magnetic shower support · connection dimension: DN15 · flow rate 8 l/min · ceramic cartridge · connection type: G 3/8 connections · integrated non-return valve · suitable for continuous flow water heaters · sBox for quiet, smooth and protected hose guidance in the cabinet, under the countertop, with extension length up to 76 cm · tap hole with Ø 35 mm required 	Chrome	73816000	519.00
		Stainless Steel Finish	73816800	653.10
			  	
Alternative products:				
	· Metris Select M71 Single lever kitchen mixer 320, pull-out spout, 1jet, sBox	Chrome	73803000	518.30
		Stainless Steel Finish	73803800	656.30
 	Metris Select M71 Single lever kitchen mixer 320, pull-out spout, 1jet <ul style="list-style-type: none"> · ComfortZone 320 · swivel range adjustable in 2 steps to 110° or 150° · laminar spray · Select button for a comfortable start/stop of the water flow · MagFit magnetic shower support · connection dimension: DN15 · flow rate 8 l/min · ceramic cartridge · connection type: G 3/8 connections · integrated non-return valve · suitable for continuous flow water heaters · significantly reduced splashing by soft start of the water flow 	Chrome	14884000	475.00
		Stainless Steel Finish	14884800	617.50
			 	
Alternative products:				
	· Metris Select M71 Single lever kitchen mixer 320, Eco, pull-out spout, 1jet	Chrome	14786000	475.00
	· Metris Select M71 Single lever kitchen mixer 320, pull-out spray, 2jet	Chrome	73820000	475.80
		Stainless Steel Finish	73820800	618.50

		finish	code no.	Euro
		Chrome	73803000	518.30
		Stainless Steel Finish	73803800	656.30
		<div> <div>  </div> <div>  </div> </div>		
		Metris Select M71 Single lever kitchen mixer 320, pull-out spout, 1jet, sBox <ul style="list-style-type: none"> · consists of: single lever kitchen mixer, hose box · ComfortZone 320 · swivel range adjustable in 2 steps to 110° or 150° · laminar spray · Select button for a comfortable start/stop of the water flow · MagFit magnetic shower support · quick connect shower hose · connection dimension: DN15 · flow rate 8 l/ min · ceramic cartridge · connection type: G 3/8 connections · integrated non-return valve · suitable for continuous flow water heaters · sBox for quiet, smooth and protected hose guidance in the cabinet, under the countertop, with extension length up to 76 cm · significantly reduced splashing by soft start of the water flow · tap hole with Ø 35 mm required 		
		Alternative products: <ul style="list-style-type: none"> · Metris Select M71 Single lever kitchen mixer 320, Eco, pull-out spout, 1jet, sBox · Metris Select M71 Single lever kitchen mixer 320, pull-out spray, 2jet, sBox 		
		Chrome	73807000	518.30
		Stainless Steel Finish	73816800	653.10
		<div> <div>  </div> <div>  </div> <div>  </div> </div>		
		Metris Select M71 Single lever kitchen mixer 240, pull-out spray, 2jet <ul style="list-style-type: none"> · ComfortZone 240 · l-spout · swivel range adjustable in 2 steps to 110° or 150° · laminar spray and shower spray · lockable shower spray, spray returns through pressing spray diverter and spray returns automatically through handle closing · Select button for a comfortable start/stop of the water flow · MagFit magnetic shower support · quick connect shower hose · connection dimension: DN15 · flow rate 8 l/ min · ceramic cartridge · connection type: G 3/8 connections · integrated non-return valve · suitable for continuous flow water heaters · tap hole with Ø 35 mm required 		
		Alternative products: <ul style="list-style-type: none"> · Metris Select M71 Single lever kitchen mixer 240, pull-out spout, 1jet 		
		Chrome	14857000	424.10
		Stainless Steel Finish	14857800	551.30

		finish	code no.	Euro
 	Metris Select M71 Single lever kitchen mixer 240, pull-out spray, 2jet, sBox <ul style="list-style-type: none"> · consists of: single lever kitchen mixer, hose box · ComfortZone 240 · l-spout · swivel range adjustable in 2 steps to 110° or 150° · laminar spray and shower spray · lockable shower spray, spray returns through pressing spray diverter and spray returns automatically through handle closing · Select button for a comfortable start/stop of the water flow · MagFit magnetic shower support · connection dimension: DN15 · flow rate 8 l/min · ceramic cartridge · connection type: G 3/8 connections · integrated non-return valve · suitable for continuous flow water heaters · sBox for quiet, smooth and protected hose guidance in the cabinet, under the countertop, with extension length up to 76 cm · tap hole with Ø 35 mm required 	Chrome	73817000	471.00
		Stainless Steel Finish	73817800	590.90
			  	
Alternative products:				
	· Metris Select M71 Single lever kitchen mixer 240, pull-out spout, 1jet, sBox	Chrome	73802000	468.90
		Stainless Steel Finish	73802800	592.20
 	Metris Select M71 Single lever kitchen mixer 240, pull-out spout, 1jet <ul style="list-style-type: none"> · ComfortZone 240 · swivel range adjustable in 2 steps to 110° or 150° · laminar spray · Select button for a comfortable start/stop of the water flow · MagFit magnetic shower support · connection dimension: DN15 · flow rate 8 l/min · ceramic cartridge · connection type: G 3/8 connections · integrated non-return valve · suitable for continuous flow water heaters · significantly reduced splashing by soft start of the water flow 	Chrome	14857000	424.10
		Stainless Steel Finish	14857800	551.30
			 	
Alternative products:				
	· Metris Select M71 Single lever kitchen mixer 240, pull-out spray, 2jet	Chrome	73822000	424.50
		Stainless Steel Finish	73822800	552.10

		finish	code no.	Euro
 	Metris Select M71 Single lever kitchen mixer 240, pull-out spout, 1jet, sBox <ul style="list-style-type: none"> · consists of: single lever kitchen mixer, hose box · ComfortZone 240 · swivel range adjustable in 2 steps to 110° or 150° · laminar spray · Select button for a comfortable start/stop of the water flow · MagFit magnetic shower support · connection dimension: DN15 · flow rate 8 l/min · ceramic cartridge · connection type: G 3/8 connections · integrated non-return valve · suitable for continuous flow water heaters · sBox for quiet, smooth and protected hose guidance in the cabinet, under the countertop, with extension length up to 76 cm · significantly reduced splashing by soft start of the water flow · tap hole with Ø 35 mm required 	Chrome	73802000	468.90
		Stainless Steel Finish	73802800	592.20
			 	
Alternative products:				
	· Metris Select M71 Single lever kitchen mixer 240, pull-out spray, 2jet, sBox	Chrome	73817000	471.00
		Stainless Steel Finish	73817800	590.90
 	Metris Select M71 Single lever kitchen mixer 320, 1jet <ul style="list-style-type: none"> · ComfortZone 320 · swivel range adjustable in 3 steps 110°, 150° or 360° · laminar spray · Select button for a comfortable start/stop of the water flow · connection dimension: DN15 · flow rate 8 l/min · ceramic cartridge · connection type: G 3/8 connections · integrated non-return valve · suitable for continuous flow water heaters · significantly reduced splashing by soft start of the water flow 	Chrome	14883000	402.70
		Stainless Steel Finish	14883800	513.00
			 	
Alternative products:				
	· Metris Select M71 Single lever kitchen mixer 320, Eco, 1jet	Chrome	14785000	402.70
 	Metris Select M71 Single lever kitchen mixer 260, 1jet <ul style="list-style-type: none"> · ComfortZone 260 · swivel range adjustable in 3 steps 110°, 150° or 360° · laminar spray · Select button for a comfortable start/stop of the water flow · connection dimension: DN15 · flow rate 10 l/min · ceramic cartridge · connection type: G 3/8 connections · integrated non-return valve · suitable for continuous flow water heaters · significantly reduced splashing by soft start of the water flow 	Chrome	14847000	353.00
		Stainless Steel Finish	14847800	459.40
			 	

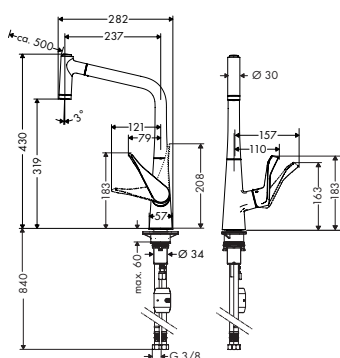
Measurements within scale drawings are in mm.

Metris M71

finish

code no.

Euro

**Metris M71 Single lever kitchen mixer 320, pull-out spray, 2jet**

- ComfortZone 320
- swivel range adjustable in 2 steps to 110° or 150°
- laminar spray and shower spray
- lockable shower spray, spray returns automatically through handle closing
- MagFit magnetic shower support
- quick connect shower hose
- connection dimension: DN15
- flow rate 10 l/min
- ceramic cartridge
- connection type: G 3/8 connections
- integrated non-return valve
- suitable for continuous flow water heaters

Chrome

14820000

464.00

Stainless Steel Finish

14820800

602.90



NEW

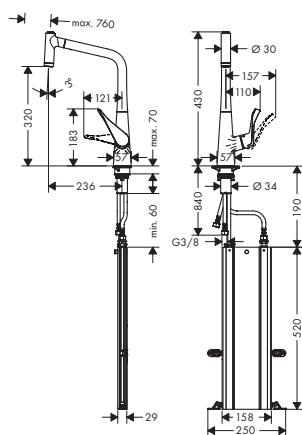
Alternative products:

- Metris M71 Single lever kitchen mixer 320, Eco, pull-out spray, 2jet

Chrome

14780000

464.00

**Metris M71 Single lever kitchen mixer 320, pull-out spray, 2jet, sBox**

- consists of: single lever kitchen mixer, hose box
- ComfortZone 320
- swivel range adjustable in 2 steps to 110° or 150°
- laminar spray and shower spray
- lockable shower spray, spray returns automatically through handle closing
- MagFit magnetic shower support
- connection dimension: DN15
- flow rate 8 l/min
- ceramic cartridge
- connection type: G 3/8 connections
- integrated non-return valve
- suitable for continuous flow water heaters
- sBox for quiet, smooth and protected hose guidance in the cabinet, under the countertop, with extension length up to 76 cm
- tap hole with Ø 35 mm required

Chrome

73801000

507.50

Stainless Steel Finish

73801800

642.30



NEW

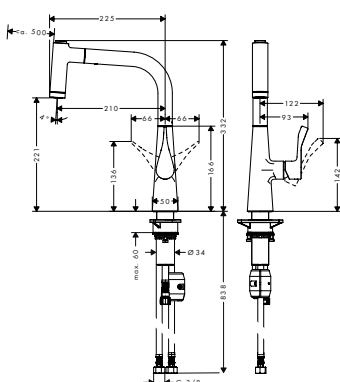
Alternative products:

- Metris M71 Single lever kitchen mixer 320, Eco, pull-out spray, 2jet, sBox

Chrome

73824000

507.50

**Metris M71 Single lever kitchen mixer 220, pull-out spray, 2jet**

- ComfortZone 220
- swivel range adjustable in 2 steps to 110° or 150°
- laminar spray and shower spray
- lockable shower spray, spray returns automatically through handle closing
- MagFit magnetic shower support
- quick connect shower hose
- connection dimension: DN15
- flow rate 9 l/min
- ceramic cartridge
- connection type: G 3/8 connections
- integrated non-return valve
- suitable for continuous flow water heaters

Chrome

14834000


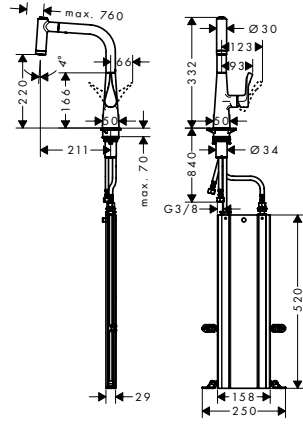



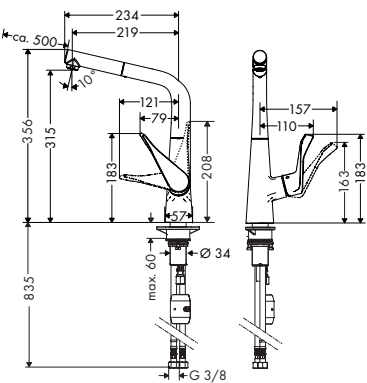

413.30


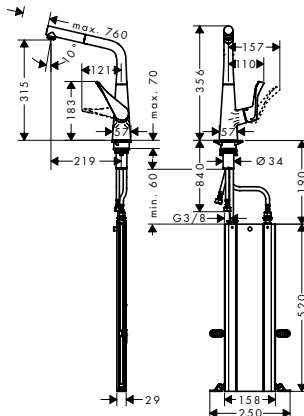

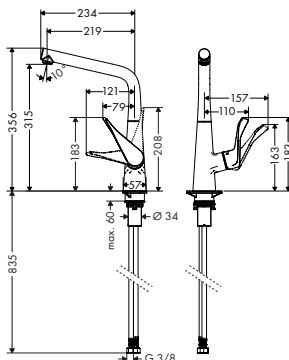

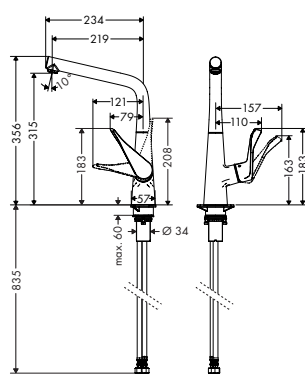
Stainless Steel Finish

14834800

537.20



		finish	code no.	Euro
 	Metris M71 Single lever kitchen mixer 220, pull-out spray, 2jet, sBox	Chrome	73800000	458.30
		Stainless Steel Finish	73800800	578.50
	<ul style="list-style-type: none"> · consists of: single lever kitchen mixer, hose box · ComfortZone 220 · swivel range adjustable in 2 steps to 110° or 150° · laminar spray and shower spray · lockable shower spray, spray returns automatically through handle closing · MagFit magnetic shower support · connection dimension: DN15 · flow rate 8 l/min · ceramic cartridge · connection type: G 3/8 connections · integrated non-return valve · suitable for continuous flow water heaters · sBox for quiet, smooth and protected hose guidance in the cabinet, under the countertop, with extension length up to 76 cm · tap hole with Ø 35 mm required 	 		
NEW	Alternative products:			
	<ul style="list-style-type: none"> · Metris M71 Single lever kitchen mixer 220, Eco, pull-out spray, 2jet, sBox 	Chrome	73823000	458.30
 	Metris M71 Single lever kitchen mixer 320, pull-out spout, 1jet	Chrome	14821000	374.60
		Stainless Steel Finish	14821800	487.70
	<ul style="list-style-type: none"> · ComfortZone 320 · swivel range adjustable in 2 steps to 110° or 150° · laminar spray · MagFit magnetic shower support · quick connect shower hose · connection dimension: DN15 · flow rate 10 l/min · ceramic cartridge · connection type: G 3/8 connections · integrated non-return valve · suitable for continuous flow water heaters · significantly reduced splashing by soft start of the water flow 			
NEW	Alternative products:			
	<ul style="list-style-type: none"> · Metris M71 Single lever kitchen mixer 320, Eco, pull-out spout, 1jet 	Chrome	14781000	374.60


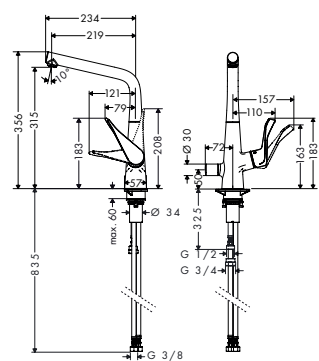



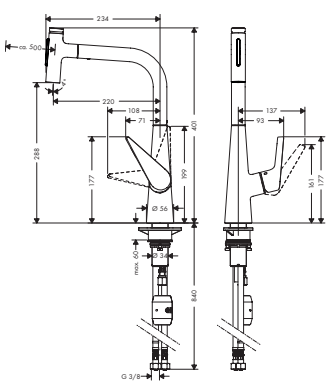




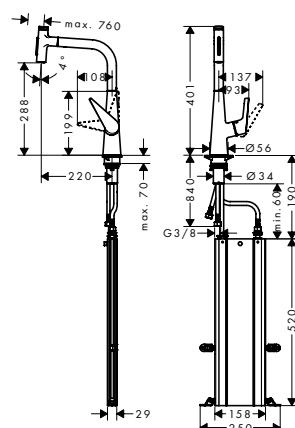



		finish	code no.	Euro
		Metris M71 Single lever kitchen mixer 320, pull-out spout, 1jet, sBox	Chrome 73812000	421.00
		<ul style="list-style-type: none">· consists of: single lever kitchen mixer, hose box· ComfortZone 320· swivel range adjustable in 2 steps to 110° or 150°· laminar spray· MagFit magnetic shower support· connection dimension: DN15· flow rate 10 l/min· ceramic cartridge· connection type: G 3/8 connections· integrated non-return valve· suitable for continuous flow water heaters· sBox for quiet, smooth and protected hose guidance in the cabinet, under the countertop, with extension length up to 76 cm· significantly reduced splashing by soft start of the water flow· tap hole with Ø 35 mm required	Stainless Steel Finish 73812800	530.50
		Alternative products:		
		Metris M71 Single lever kitchen mixer 320, Eco, pull-out spout, 1jet, sBox	Chrome 73828000	421.00
		Metris M71 Single lever kitchen mixer 320, 1jet	Chrome 14822000	317.00
		<ul style="list-style-type: none">· ComfortZone 320· swivel range adjustable in 3 steps 110°, 150° or 360°· laminar spray· connection dimension: DN15· flow rate 13 l/min· ceramic cartridge· connection type: G 3/8 connections· suitable for continuous flow water heaters· significantly reduced splashing by soft start of the water flow	Stainless Steel Finish 14822800	412.20
		Alternative products:		
		Metris M71 Single lever kitchen mixer 320, Eco, 1jet	Chrome 14782000	317.00
		Metris M71 Single lever kitchen mixer 320, installation in front of a window, 1jet	Chrome 14823000	374.60
		Metris M71 Single lever kitchen mixer 320, installation in front of a window, 1jet	Chrome 14823000	374.60
		<ul style="list-style-type: none">· ComfortZone 320· swivel range adjustable in 3 steps 110°, 150° or 360°· installation in front of the window, can be laid flat, base height 57 mm· laminar spray· connection dimension: DN15· flow rate 15 l/min· ceramic cartridge· connection type: G 3/8 connections· suitable for continuous flow water heaters· significantly reduced splashing by soft start of the water flow		
		Alternative products:		
		Metris M71 Single lever kitchen mixer 320, 1jet	Chrome 14822000	317.00
			Stainless Steel Finish 14822800	412.20

Measurements within scale drawings are in mm.

Technical specifications and units of measure are subject to change.


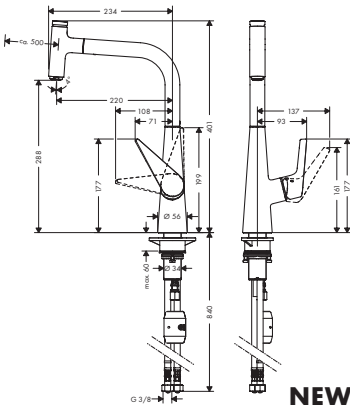




Price Book 2019/2020


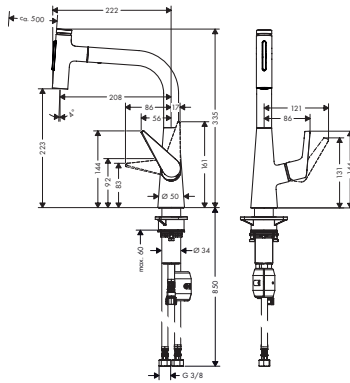
25


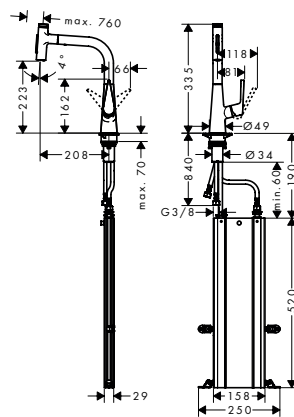
		finish	code no.	Euro
		Chrome	14888000	428.40
				
Metris M71 Single lever kitchen mixer 320, device shut-off valve, 1jet <ul style="list-style-type: none">· ComfortZone 320· swivel range adjustable in 3 steps 110°, 150° or 360°· laminar spray· with integrated shut-off valve· connection dimension: DN15· flow rate 13 l/min· ceramic cartridge· connection type: G 3/8 connections· suitable for continuous flow water heaters· significantly reduced splashing by soft start of the water flow				
Talis Select M51		Chrome	72823000	441.50
 		Stainless Steel Finish	72823800	574.20
		  		
Talis Select M51 Single lever kitchen mixer 300, pull-out spray, 2jet <ul style="list-style-type: none">· ComfortZone 300· swivel range adjustable in 2 steps to 110° or 150°· laminar spray and shower spray· lockable shower spray, spray returns through pressing spray diverter and spray returns automatically through handle closing· Select button for a comfortable start/stop of the water flow· MagFit magnetic shower support· quick connect shower hose· connection dimension: DN15· flow rate 8 l/min· ceramic cartridge· connection type: G 3/8 connections· integrated non-return valve· suitable for continuous flow water heaters· tap hole with Ø 35 mm required				
Alternative products: <ul style="list-style-type: none">· Talis Select M51 Single lever kitchen mixer 300, pull-out spout, 1jet				
Chrome 72821000 441.00 Stainless Steel Finish 72821800 573.40				
		Chrome	73867000	487.00
		Stainless Steel Finish	73867800	611.60
  				
Talis Select M51 Single lever kitchen mixer 300, pull-out spray, 2jet, sBox <ul style="list-style-type: none">· consists of: single lever kitchen mixer, hose box· ComfortZone 300· swivel range adjustable in 2 steps to 110° or 150°· laminar spray and shower spray· lockable shower spray, spray returns through pressing spray diverter and spray returns automatically through handle closing· Select button for a comfortable start/stop of the water flow· MagFit magnetic shower support· connection dimension: DN15· flow rate 8 l/min· ceramic cartridge· connection type: G 3/8 connections· integrated non-return valve· suitable for continuous flow water heaters· sBox for quiet, smooth and protected hose guidance in the cabinet, under the countertop, with extension length up to 76 cm· tap hole with Ø 35 mm required				
Alternative products: <ul style="list-style-type: none">· Talis Select M51 Single lever kitchen mixer 300, pull-out spout, 1jet, sBox				
Chrome 73853000 485.40 Stainless Steel Finish 73853800 613.60				


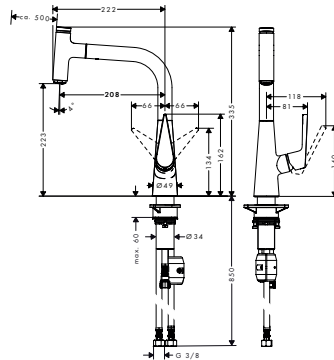
Measurements within scale drawings are in mm.

Technical specifications and units of measure are subject to change.

		finish	code no.		Euro
 	NEW NEW	Chrome	72821000	441.00	
		Stainless Steel Finish	72821800	573.40	
		<div><div> Select</div><div> Air Power</div><div> Quick Clean</div><div> Comfort Zone</div></div>			


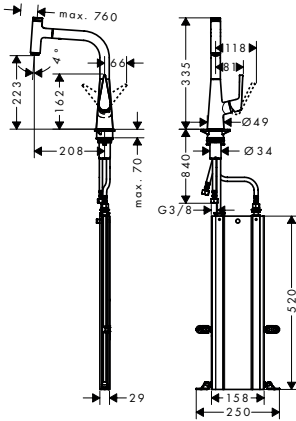





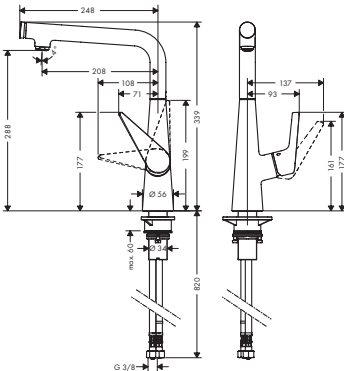





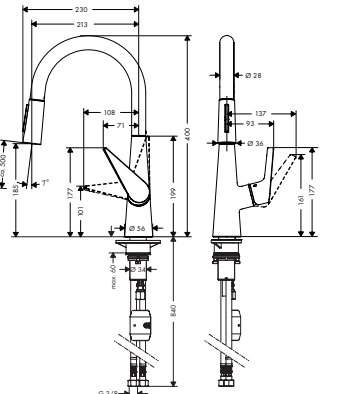


		finish	code no.	Euro
<div>NEW</div> 		Talis Select M51 Single lever kitchen mixer 220, pull-out spray, 2jet		
		<ul style="list-style-type: none">ComfortZone 220swivel range adjustable in 2 steps to 110° or 150°laminar spray and shower spraylockable shower spray, spray returns through pressing spray diverter and spray returns automatically through handle closingSelect button for a comfortable start/stop of the water flowMagFit magnetic shower supportquick connect shower hoseconnection dimension: DN15flow rate 8 l/minceramic cartridgeconnection type: G 3/8 connectionsintegrated non-return valvesuitable for continuous flow water heaterstap hole with Ø 35 mm required		
		Chrome	72824000	392.10
		Stainless Steel Finish	72824800	509.20
		<div><div>Select</div><div>SELECT</div><div>Quick Clean</div><div>Comfort Zone</div></div>		
		Alternative products:		
		Chrome	72822000	391.50
		Stainless Steel Finish	72822800	508.90





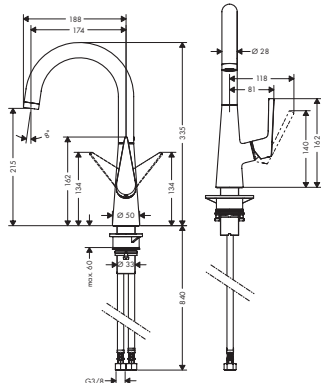



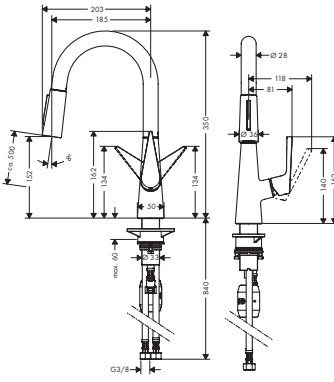


		Talis Select M51 Single lever kitchen mixer 220, pull-out spray, 2jet, sBox		
		<ul style="list-style-type: none">consists of: single lever kitchen mixer, hose boxComfortZone 220swivel range adjustable in 2 steps to 110° or 150°laminar spray and shower spraylockable shower spray, spray returns through pressing spray diverter and spray returns automatically through handle closingSelect button for a comfortable start/stop of the water flowMagFit magnetic shower supportquick connect shower hoseconnection dimension: DN15flow rate 8 l/minceramic cartridgeconnection type: G 3/8 connectionsintegrated non-return valvesuitable for continuous flow water heaterssBox for quiet, smooth and protected hose guidance in the cabinet, under the countertop, with extension length up to 76 cmtap hole with Ø 35 mm required		
		Chrome	73868000	440.30
		Stainless Steel Finish	73868800	550.90
		<div><div>Select</div><div>SELECT</div><div>Quick Clean</div><div>Comfort Zone</div></div>		
		Alternative products:		
		Chrome	73852000	437.30
		Stainless Steel Finish	73852800	551.10


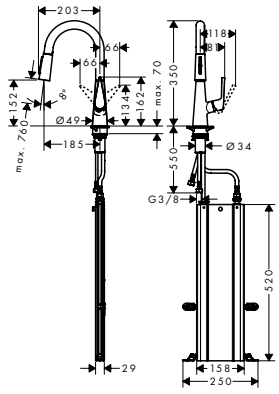



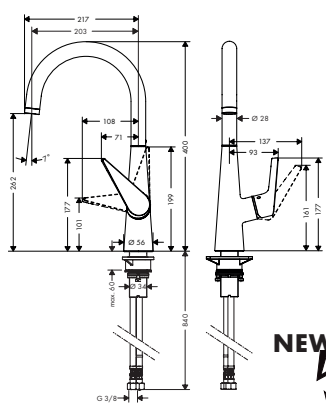




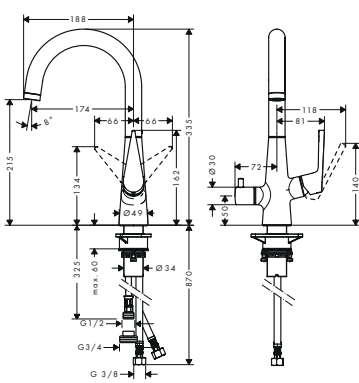



		Talis Select M51 Single lever kitchen mixer 220, pull-out spout, 1jet		
		<ul style="list-style-type: none">ComfortZone 220swivel range adjustable in 2 steps to 110° or 150°normal spraySelect button for a comfortable start/stop of the water flowMagFit magnetic shower supportconnection dimension: DN15flow rate 10 l/minceramic cartridgeconnection type: G 3/8 connectionsintegrated non-return valvesuitable for continuous flow water heaters		
		Chrome	72822000	391.50
		Stainless Steel Finish	72822800	508.90
		<div><div>Select</div><div>SELECT</div><div>Air Power</div><div>Quick Clean</div><div>Comfort Zone</div></div>		
		Alternative products:		
		Chrome	72824000	392.10
		Stainless Steel Finish	72824800	509.20

Measurements within scale drawings are in mm.

Technical specifications and units of measure are subject to change.

		finish	code no.	Euro
 	Talis Select M51 Single lever kitchen mixer 220, pull-out spout, 1jet, sBox · consists of: single lever kitchen mixer, hose box · ComfortZone 220 · swivel range adjustable in 2 steps to 110° or 150° · normal spray · Select button for a comfortable start/stop of the water flow · MagFit magnetic shower support · connection dimension: DN15 · flow rate 8 l/min · ceramic cartridge · connection type: G 3/8 connections · integrated non-return valve · suitable for continuous flow water heaters · sBox for quiet, smooth and protected hose guidance in the cabinet, under the countertop, with extension length up to 76 cm · tap hole with Ø 35 mm required	Chrome	73852000	437.30
		Stainless Steel Finish	73852800	551.10
		   		
Alternative products:				
	· Talis Select M51 Single lever kitchen mixer 220, pull-out spray, 2jet, sBox	Chrome	73868000	440.30
		Stainless Steel Finish	73868800	550.90
 	Talis Select M51 Single lever kitchen mixer 300, 1jet · ComfortZone 300 · swivel range adjustable in 3 steps 110°, 150° or 360° · normal spray · Select button for a comfortable start/stop of the water flow · connection dimension: DN15 · flow rate 8 l/min · ceramic cartridge · connection type: G 3/8 connections · integrated non-return valve · suitable for continuous flow water heaters	Chrome	72820000	364.10
		Stainless Steel Finish	72820800	473.40
		   		
Alternative products:				
	· Talis Select M51 Single lever kitchen mixer 300, Eco, 1jet	Chrome	72825000	364.10
Talis M51				
 	Talis M51 Single lever kitchen mixer 200, pull-out spray, 2jet · ComfortZone 200 · swivel range adjustable in 2 steps to 110° or 150° · laminar spray and shower spray · lockable shower spray, spray returns through pressing spray diverter · MagFit magnetic shower support · quick connect shower hose · connection dimension: DN15 · flow rate 11 l/min · ceramic cartridge · connection type: G 3/8 connections · integrated non-return valve · suitable for continuous flow water heaters	Chrome	72813000	362.00
		Stainless Steel Finish	72813800	470.40
		 		
Alternative products:				
	· Talis M51 Single lever kitchen mixer 200, Eco, pull-out spray, 2jet	Chrome	72817000	362.00

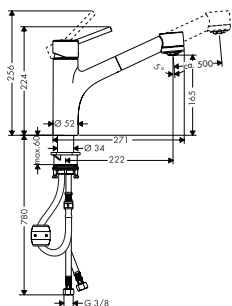
		finish	code no.	Euro
		Talis M51 Single lever kitchen mixer 200, pull-out spray, 2jet, sBox		
		<ul style="list-style-type: none">· consists of: single lever kitchen mixer, hose box· ComfortZone 200· swivel range adjustable in 2 steps to 110° or 150°· laminar spray and shower spray· lockable shower spray, spray returns through pressing spray diverter· MagFit magnetic shower support· connection dimension: DN15· flow rate 8 l/ min· ceramic cartridge· connection type: G 3/8 connections· integrated non-return valve· suitable for continuous flow water heaters· sBox for quiet, smooth and protected hose guidance in the cabinet, under the countertop, with extension length up to 76 cm· tap hole with Ø 35 mm required		
		<div><div></div><div></div></div>		
NEW		Alternative products: <ul style="list-style-type: none">· Talis M51 Single lever kitchen mixer 200, Chrome 73876000 408.70· Eco, pull-out spray, 2jet, sBox		
		Talis M51 Single lever kitchen mixer 220, 1jet		
		<ul style="list-style-type: none">· ComfortZone 220· swivel range adjustable in 3 steps 110°, 150° or 360°· normal spray· connection dimension: DN15· flow rate 10 l/ min· ceramic cartridge· connection type: G 3/8 connections· suitable for continuous flow water heaters		
		<div><div></div><div></div><div></div></div>		
		Talis M51 Single lever kitchen mixer 160, pull-out spray, 2jet		
		<ul style="list-style-type: none">· ComfortZone 160· swivel range adjustable in 2 steps to 110° or 150°· laminar spray and shower spray· lockable shower spray, spray returns through pressing spray diverter· MagFit magnetic shower support· quick connect shower hose· connection dimension: DN15· flow rate 11 l/ min· ceramic cartridge· connection type: G 3/8 connections· integrated non-return valve· suitable for continuous flow water heaters		
		<div><div></div><div></div></div>		

		finish	code no.	Euro	
		Talis M51 Single lever kitchen mixer 160, pull-out spray, 2jet, sBox	Chrome	73850000	363.50
		<ul style="list-style-type: none">consists of: single lever kitchen mixer, hose boxComfortZone 160swivel range adjustable in 2 steps to 110° or 150°laminar spray and shower spraylockable shower spray, spray returns through pressing spray diverterMagFit magnetic shower supportconnection dimension: DN15flow rate 8 l/minceramic cartridgeconnection type: G 3/8 connectionsintegrated non-return valvesuitable for continuous flow water heaterssBox for quiet, smooth and protected hose guidance in the cabinet, under the countertop, with extension length up to 76 cmtap hole with Ø 35 mm required	Stainless Steel Finish	73850800	455.20
					
		Talis M51 Single lever kitchen mixer 260, 1jet	Chrome	72810000	252.00
		<ul style="list-style-type: none">ComfortZone 260swivel range adjustable in 3 steps 110°, 150° or 360°normal sprayconnection dimension: DN15flow rate 10 l/minceramic cartridgeconnection type: G 3/8 connectionssuitable for continuous flow water heaters	Stainless Steel Finish	72810800	327.70
					
		Alternative products:			
		<ul style="list-style-type: none">Talis M51 Single lever kitchen mixer 260, Eco, 1jetTalis M51 Single lever kitchen mixer 260, LowPressure/vented hot water cylinders, 1jet	Chrome	72816000	252.00
			Chrome	72812000	284.90
		Talis M51 Single lever kitchen mixer 220, device shut-off valve, 1jet	Chrome	72811000	295.00
		<ul style="list-style-type: none">ComfortZone 220swivel range adjustable in 3 steps 110°, 150° or 360°normal spraywith integrated shut-off valveconnection dimension: DN15flow rate 10 l/minceramic cartridgeconnection type: G 3/8 connectionssuitable for continuous flow water heaters			

Measurements within scale drawings are in mm.

Technical specifications and units of measure are subject to change.

Talis M52



Talis M52 Single lever kitchen mixer 170, pull-out spray, 2jet

- ComfortZone 170
- swivel range 150°
- normal and spray jet
- lockable shower spray, spray returns automatically through handle closing
- connection dimension: DN15
- flow rate 10 l/min
- ceramic cartridge
- connection type: G 3/8 connections
- integrated non-return valve
- suitable for continuous flow water heaters

finish

code no.

Euro

Chrome

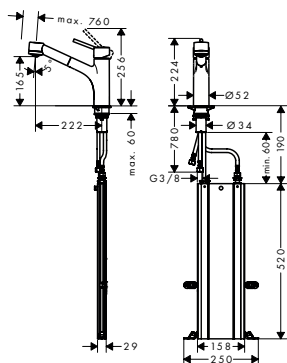
32841000

327.50



Alternative products:

- Talis M52 Single lever kitchen mixer 170, LowPressure/vented hot water cylinders, pull-out spray, 2jet, Chrome 32842000 349.10
- Talis M52 Single lever kitchen mixer 170, Eco, pull-out spray, 2jet, Chrome 32845000 327.50
- Talis M52 Single lever kitchen mixer 170, LowPressure/vented hot water cylinders, pull-out spray, 2jet, sBox, Chrome 73861000 349.10



Talis M52 Single lever kitchen mixer 170, pull-out spray, 2jet, sBox

- consists of: single lever kitchen mixer, hose box
- ComfortZone 170
- swivel range 150°
- normal and spray jet
- lockable shower spray, spray returns automatically through handle closing
- connection dimension: DN15
- flow rate 10 l/min
- ceramic cartridge
- connection type: G 3/8 connections
- integrated non-return valve
- suitable for continuous flow water heaters
- sBox for quiet, smooth and protected hose guidance in the cabinet, under the countertop, with extension length up to 76 cm
- tap hole with Ø 35 mm required

Chrome

73860000

375.30

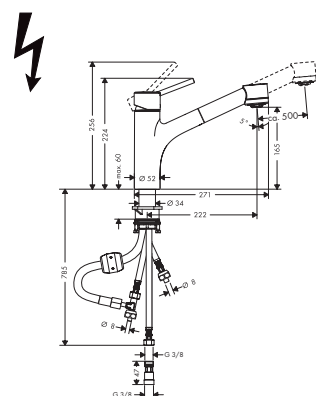
Stainless Steel Finish 73860800

470.60



Alternative products:

- Talis M52 Single lever kitchen mixer 170, LowPressure/vented hot water cylinders, pull-out spray, 2jet, sBox, Chrome 73861000 349.10
- Talis M52 Single lever kitchen mixer 170, Eco, pull-out spray, 2jet, sBox, Chrome 73869000 375.30



Talis M52 Single lever kitchen mixer 170, LowPressure/vented hot water cylinders, pull-out spray, 2jet

- ComfortZone 170
- swivel range 150°
- normal and spray jet
- non-lockable shower spray
- connection dimension: DN15
- flow rate 5 l/min
- ceramic cartridge
- connection type: G 3/8 connections
- integrated non-return valve
- not suitable for continuous flow water heaters

Chrome


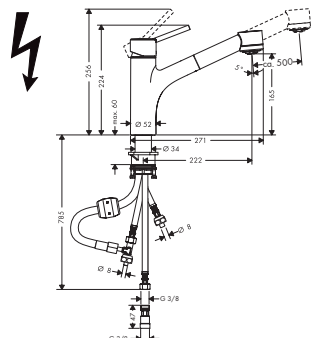


32842000


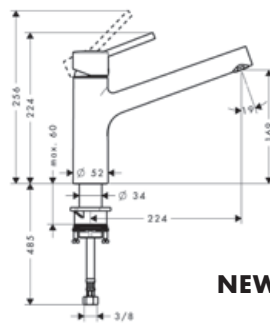



349.10


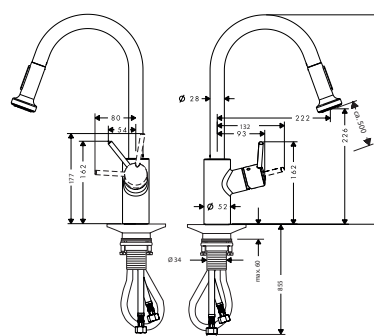






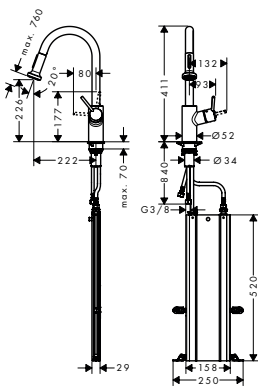



Alternative products:


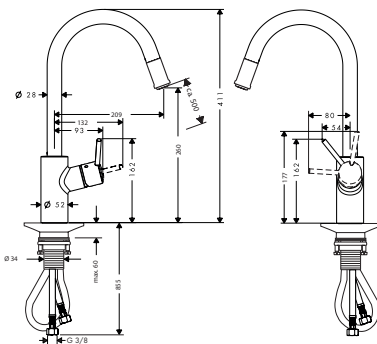



- Talis M52 Single lever kitchen mixer 170, pull-out spray, 2jet, Chrome 32841000 327.50


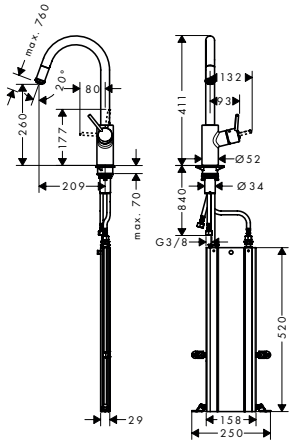



		finish	code no.	Euro	
		Chrome	73861000	349.10	
		 			
Talis M52 Single lever kitchen mixer 170, LowPressure/vented hot water cylinders, pull-out spray, 2jet, sBox					
<ul style="list-style-type: none">ComfortZone 170swivel range 150°normal and spray jetnon-lockable shower sprayconnection dimension: DN15flow rate 5 l/minceramic cartridgeconnection type: G 3/8 connectionsintegrated non-return valvenot suitable for continuous flow water heaterstap hole with Ø 35 mm required					
Alternative products:					
<ul style="list-style-type: none">Talis M52 Single lever kitchen mixer 170, pull-out spray, 2jet		Chrome	32841000	327.50	
<ul style="list-style-type: none">Talis M52 Single lever kitchen mixer 170, pull-out spray, 2jet, sBox		Chrome	73860000	375.30	
			Stainless Steel Finish	73860800	470.60


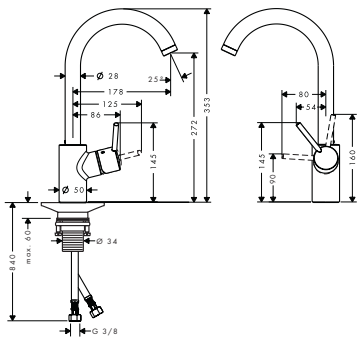



		Chrome	32851000	233.90	
		  			
Talis M52 Single lever kitchen mixer 170, 1jet					
<ul style="list-style-type: none">ComfortZone 170swivel range 150°normal sprayconnection dimension: DN15flow rate 16 l/minceramic cartridgeconnection type: G 3/8 connectionssuitable for continuous flow water heaters					
Alternative products:					
<ul style="list-style-type: none">Talis M52 Single lever kitchen mixer 170, Eco, 1jet		Chrome	32857000	233.90	


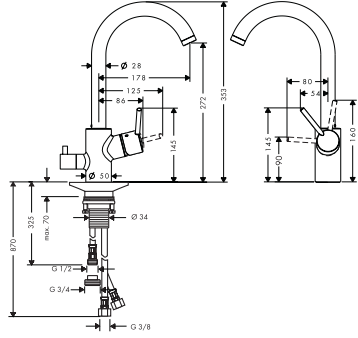



		Chrome	14877000	480.80	
		  			
Talis M52 Single lever kitchen mixer 220, installation in front of a window, pull-out spray, 2jet					
<ul style="list-style-type: none">ComfortZone 220swivel range 150°installation in front of the window, can be laid flat, base height 70 mmnormal and spray jetnon-lockable shower sprayMagFit magnetic shower supportquick connect shower hoseconnection dimension: DN15flow rate 11 l/minceramic cartridgeconnection type: G 3/8 connectionsintegrated non-return valvesuitable for continuous flow water heaters					
Alternative products:					
<ul style="list-style-type: none">Talis M52 Single lever kitchen mixer 220, Eco, pull-out spray, 2jet		Chrome	72831000	480.80	

		finish	code no.	Euro
		Talis M52 Single lever kitchen mixer 220, installation in front of a window, pull-out spray, 2jet, sBox		
		· consists of: single lever kitchen mixer, hose box		
		· ComfortZone 220		
		· swivel range 150°		
		· installation in front of the window, can be laid flat, base height 70 mm		
		· normal and spray jet		
		· non-lockable shower spray		
		· MagFit magnetic shower support		
		· connection dimension: DN15		
		· flow rate 11 l/min		
		· ceramic cartridge		
		· connection type: G 3/8 connections		
		· integrated non-return valve		
		· suitable for continuous flow water heaters		
		· sBox for quiet, smooth and protected hose guidance in the cabinet, under the countertop, with extension length up to 76 cm		
		· tap hole with Ø 35 mm required		
		Alternative products:		
		· Talis M52 Single lever kitchen mixer 220, Chrome 73863000 523.80		
		Eco, pull-out spray, 2jet, sBox 73863800 663.60		
		  		
NEW				

		Talis M52 Single lever kitchen mixer 260, installation in front of a window, pull-out spout, 1jet		
		· ComfortZone 260		
		· swivel range 150°		
		· installation in front of the window, can be laid flat, base height 70 mm		
		· normal spray		
		· MagFit magnetic shower support		
		· quick connect shower hose		
		· connection dimension: DN15		
		· flow rate 9 l/min		
		· ceramic cartridge		
		· connection type: G 3/8 connections		
		· integrated non-return valve		
		· suitable for continuous flow water heaters		
		Alternative products:		
		· Talis M52 Single lever kitchen mixer 260, Chrome 14872000 406.70		
		Eco, pull-out spout, 1jet 72832000 406.70		
		  		
NEW				

		finish	code no.	Euro	
		Talis M52 Single lever kitchen mixer 260, installation in front of a window, pull-out spout, 1jet, sBox	Chrome	73864000	452.00
			Stainless Steel Finish	73864800	570.30
		<ul style="list-style-type: none">consists of: single lever kitchen mixer, hose boxComfortZone 260swivel range 150°installation in front of the window, can be laid flat, base height 70 mmnormal sprayMagFit magnetic shower supportconnection dimension: DN15flow rate 9 l/minceramic cartridgeconnection type: G 3/8 connectionsintegrated non-return valvesuitable for continuous flow water heaterssBox for quiet, smooth and protected hose guidance in the cabinet, under the countertop, with extension length up to 76 cmtap hole with Ø 35 mm required	<div><div> Air Power</div><div> Quick Clean</div><div> Comfort Zone</div></div>		
NEW		Alternative products:			
		<ul style="list-style-type: none">Talis M52 Single lever kitchen mixer 260, Eco, pull-out spout, 1jet, sBox	Chrome	73878000	452.00

		Talis M52 Single lever kitchen mixer 270, 1jet	Chrome	14870000	274.30
		<ul style="list-style-type: none">ComfortZone 270swivel range adjustable in 3 steps 110°, 150° or 360°normal sprayconnection dimension: DN15flow rate 10 l/minceramic cartridgeconnection type: G 3/8 connectionssuitable for continuous flow water heaters	<div><div> Air Power</div><div> Quick Clean</div><div> Comfort Zone</div></div>		

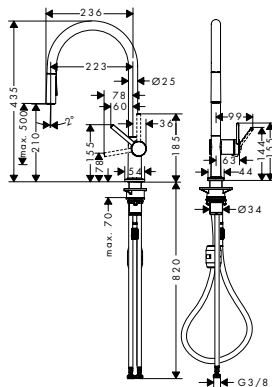
		Talis M52 Single lever kitchen mixer 270, device shut-off valve, 1jet	Chrome	14875000	355.60
		<ul style="list-style-type: none">ComfortZone 270swivel range adjustable in 3 steps 110°, 150° or 360°normal spraywith integrated shut-off valveconnection dimension: DN15flow rate 10 l/minceramic cartridgeconnection type: G 3/8 connectionssuitable for continuous flow water heaters	<div><div> Air Power</div><div> Quick Clean</div><div> Comfort Zone</div></div>		

Measurements within scale drawings are in mm.

Technical specifications and units of measure are subject to change.

Talis M54

NEW



NEW

Talis M54 Single lever kitchen mixer 210, pull-out spray, 2jet

- ComfortZone 210
- swivel range adjustable in 4 steps 60°, 110°, 150° or 360°
- laminar spray and shower spray
- lockable shower spray, spray returns through pressing spray diverter and spray returns automatically through handle closing
- quick connect shower hose
- connection dimension: DN15
- flow rate 7 l/min
- ceramic cartridge
- connection type: G 3/8 connections
- integrated non-return valve
- suitable for continuous flow water heaters
- tap hole with Ø 35 mm required

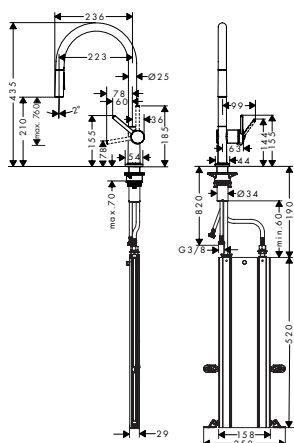
finish	code no.	Euro
Chrome	72800000	300.00
Matt Black	72800670	390.00
Stainless Steel Finish	72800800	390.00



Alternative products:

Talis M54 Single lever kitchen mixer 210, Eco, pull-out spray, 2jet	Chrome	72842000	300.00
	Matt Black	72842670	390.00

NEW



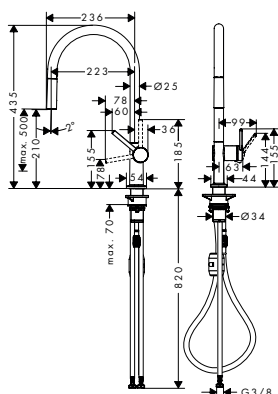
Talis M54 Single lever kitchen mixer 210, pull-out spray, 2jet, sBox

- consists of: single lever kitchen mixer, hose box
- ComfortZone 210
- swivel range adjustable in 4 steps 60°, 110°, 150° or 360°
- laminar spray and shower spray
- lockable shower spray, spray returns through pressing spray diverter and spray returns automatically through handle closing
- quick connect shower hose
- connection dimension: DN15
- flow rate 7 l/min
- ceramic cartridge
- connection type: G 3/8 connections
- integrated non-return valve
- suitable for continuous flow water heaters
- sBox for quiet, smooth and protected hose guidance in the cabinet, under the countertop, with extension length up to 76 cm
- tap hole with Ø 35 mm required

Chrome	72801000	350.00
Matt Black	72801670	455.00
Stainless Steel Finish	72801800	455.00



NEW



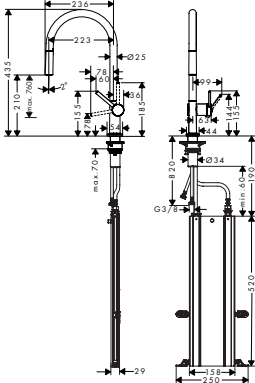





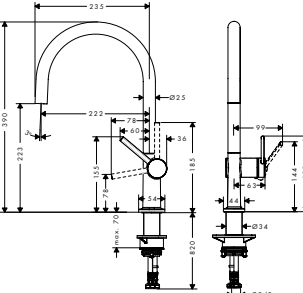




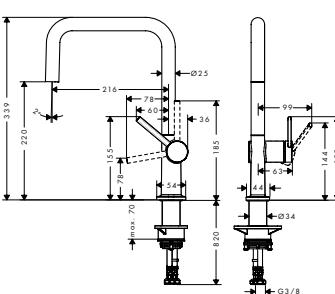




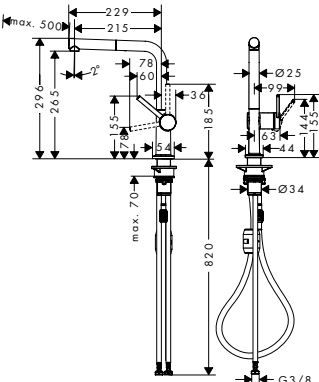




Talis M54 Single lever kitchen mixer 210, pull-out spout, 1jet

- ComfortZone 210
- swivel range adjustable in 4 steps 60°, 110°, 150° or 360°
- normal spray
- quick connect shower hose
- connection dimension: DN15
- flow rate 7 l/min
- ceramic cartridge
- connection type: G 3/8 connections
- integrated non-return valve
- suitable for continuous flow water heaters
- tap hole with Ø 35 mm required

Chrome	72802000	255.00
Matt Black	72802670	332.00
Stainless Steel Finish	72802800	332.00




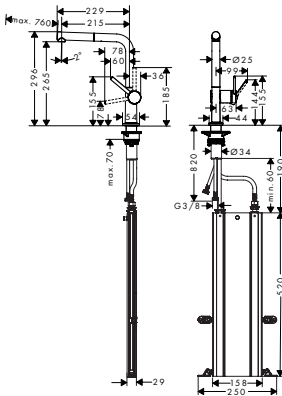



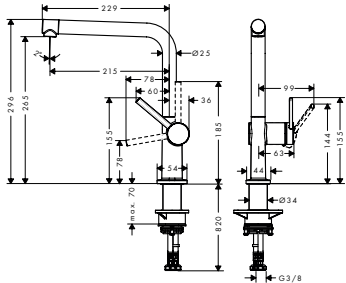



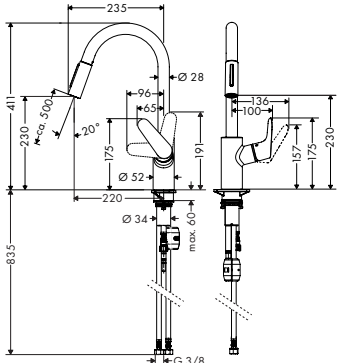


		finish	code no.	Euro
  	Talis M54 Single lever kitchen mixer 210, pull-out spout, 1jet, sBox · consists of: single lever kitchen mixer, hose box · ComfortZone 210 · swivel range adjustable in 4 steps 60°, 110°, 150° or 360° · normal spray · quick connect shower hose · connection dimension: DN15 · flow rate 7 l/min · ceramic cartridge · connection type: G 3/8 connections · integrated non-return valve · suitable for continuous flow water heaters · tap hole with Ø 35 mm required	Chrome	72803000	305.00
		Matt Black	72803670	397.00
		Stainless Steel Finish	72803800	397.00
		  		
  	Talis M54 Single lever kitchen mixer 220, 1jet · ComfortZone 220 · swivel range adjustable in 4 steps 60°, 110°, 150° or 360° · laminar spray · connection dimension: DN15 · flow rate 8 l/min · ceramic cartridge · connection type: G 3/8 connections · integrated non-return valve · suitable for continuous flow water heaters · tap hole with Ø 35 mm required	Chrome	72804000	205.00
		Matt Black	72804670	267.00
		Stainless Steel Finish	72804800	267.00
		 		
	NEW	Alternative products: · Talis M54 Single lever kitchen mixer 220, Eco, 1jet		
		Chrome	72843000	205.00
		Matt Black	72843670	266.50
  	Talis M54 Single lever kitchen mixer U 220, 1jet · ComfortZone 220 · swivel range adjustable in 4 steps 60°, 110°, 150° or 360° · laminar spray · connection dimension: DN15 · flow rate 8 l/min · ceramic cartridge · connection type: G 3/8 connections · integrated non-return valve · suitable for continuous flow water heaters · tap hole with Ø 35 mm required	Chrome	72806000	180.00
		Matt Black	72806670	234.00
		Stainless Steel Finish	72806800	234.00
		 		
	NEW	Alternative products: · Talis M54 Single lever kitchen mixer U 220, Eco, 1jet		
		Chrome	72844000	180.00
		Matt Black	72844670	234.00
  	Talis M54 Single lever kitchen mixer 270, pull-out spout, 1jet · ComfortZone 270 · swivel range adjustable in 4 steps 60°, 110°, 150° or 360° · laminar spray · quick connect shower hose · connection dimension: DN15 · flow rate 7 l/min · ceramic cartridge · connection type: G 3/8 connections · integrated non-return valve · suitable for continuous flow water heaters · tap hole with Ø 35 mm required	Chrome	72808000	205.00
		Matt Black	72808670	267.00
		Stainless Steel Finish	72808800	267.00
		 		
	NEW	Alternative products: · Talis M54 Single lever kitchen mixer 270, Eco, pull-out spout, 1jet		
		Chrome	72845000	205.00
		Matt Black	72845670	266.50


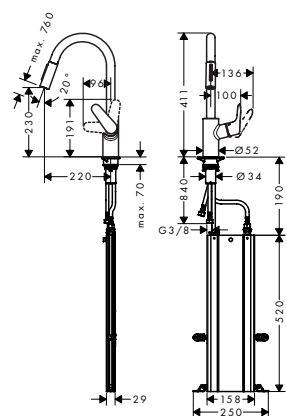



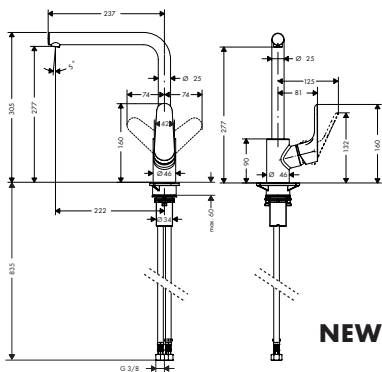



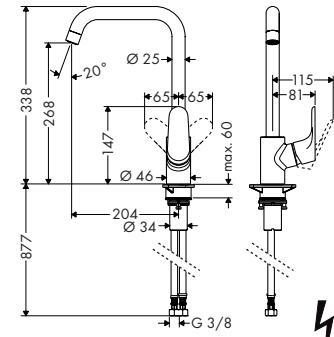



Measurements within scale drawings are in mm.


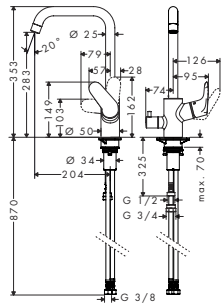




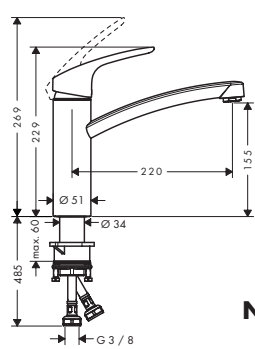

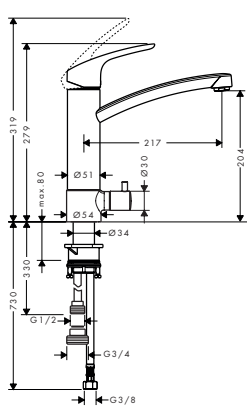

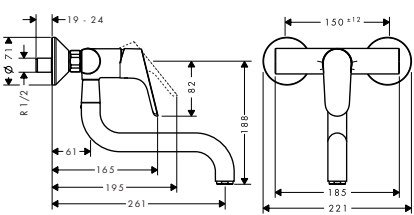
Technical specifications and units of measure are subject to change.

Price Book 2019/2020

37


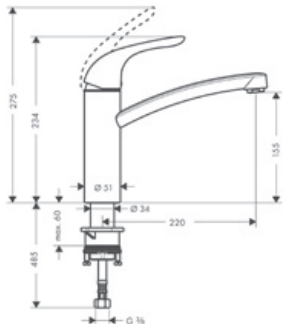

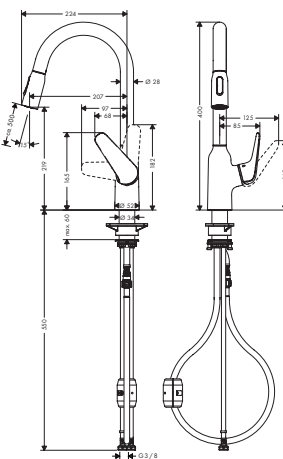




		finish	code no.	Euro
<div>NEW</div> 		Talis M54 Single lever kitchen mixer 270, pull-out spout, 1jet, sBox		
		· consists of: single lever kitchen mixer, hose box		
		· ComfortZone 270		
		· swivel range adjustable in 4 steps 60°, 110°, 150° or 360°		
		Chrome	72809000	255.00
		Matt Black	72809670	332.00
		Stainless Steel Finish	72809800	332.00
				
<div>NEW</div> 		Talis M54 Single lever kitchen mixer 270, 1jet		
		· ComfortZone 270		
		· swivel range adjustable in 4 steps 60°, 110°, 150° or 360°		
		· laminar spray		
		Chrome	72840000	175.00
		Matt Black	72840670	228.00
		Stainless Steel Finish	72840800	228.00
				
<div>NEW</div> 		Focus M41 Single lever kitchen mixer 240, pull-out spray, 2jet		
		· ComfortZone 240		
		· swivel range adjustable in 2 steps to 110° or 150°		
		· laminar spray and shower spray		
		Chrome	31815000	251.70
		Matt Black	31815670	352.30
		Stainless Steel Finish	31815800	327.40
				
<div>NEW</div>	Alternative products:			
	· Focus M41 Single lever kitchen mixer 240, Eco, pull-out spray, 2jet	Chrome	31833000	251.70


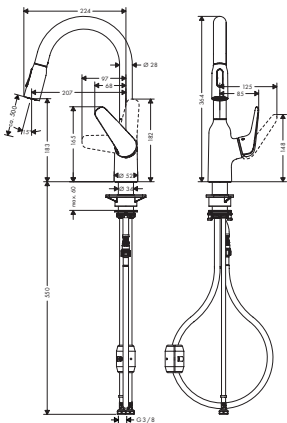



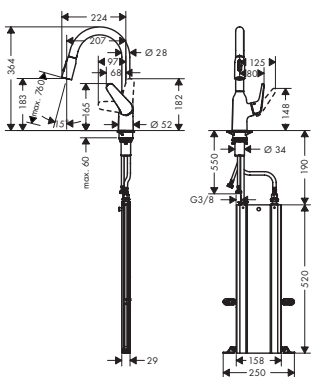



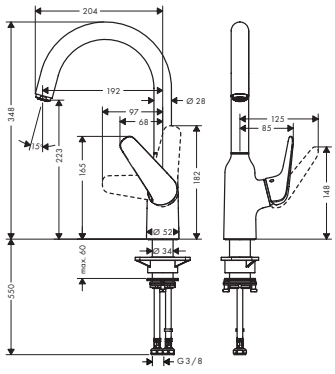



		finish	code no.	Euro
 	Focus M41 Single lever kitchen mixer 240, pull-out spray, 2jet, sBox	Chrome	73880000	300.20
		Stainless Steel Finish	73880800	373.60
	<ul style="list-style-type: none"> · consists of: single lever kitchen mixer, hose box · ComfortZone 240 · swivel range adjustable in 2 steps to 110° or 150° · laminar spray and shower spray · lockable shower spray, spray returns through pressing spray diverter · MagFit magnetic shower support · connection dimension: DN15 · flow rate 9.5 l/min · ceramic cartridge · connection type: G 3/8 connections · integrated non-return valve · suitable for continuous flow water heaters · sBox for quiet, smooth and protected hose guidance in the cabinet, under the countertop, with extension length up to 76 cm · tap hole with Ø 35 mm required 		 	
NEW	Alternative products: <ul style="list-style-type: none"> · Focus M41 Single lever kitchen mixer 240, Eco, pull-out spray, 2jet, sBox 	Chrome	73895000	300.20
 	Focus M41 Single lever kitchen mixer 280, 1jet	Chrome	31817000	194.20
		Matt Black	31817670	271.40
	<ul style="list-style-type: none"> · ComfortZone 280 · swivel range adjustable in 3 steps 110°, 150° or 360° · handle can be positioned on the right or left · normal spray · connection dimension: DN15 · flow rate 12 l/min · ceramic cartridge · connection type: G 3/8 connections · suitable for continuous flow water heaters 	Stainless Steel Finish	31817800	252.90
			 	
NEW	Alternative products: <ul style="list-style-type: none"> · Focus M41 Single lever kitchen mixer 280, Eco, 1jet 	Chrome	31827000	194.20
 	Focus M41 Single lever kitchen mixer 260, 1jet	Chrome	31820000	169.40
		Matt Black	31820670	237.60
	<ul style="list-style-type: none"> · ComfortZone 260 · swivel range adjustable in 3 steps 110°, 150° or 360° · handle can be positioned on the right or left · normal spray · connection dimension: DN15 · flow rate 12 l/min · ceramic cartridge · connection type: G 3/8 connections · suitable for continuous flow water heaters 	Stainless Steel Finish	31820800	220.90
			  	
NEW	Alternative products: <ul style="list-style-type: none"> · Focus M41 Single lever kitchen mixer 260, LowPressure/vented hot water cylinders, 1jet · Focus M41 Single lever kitchen mixer 260, Eco, 1jet 	Chrome	31822000	187.00
		Chrome	31821000	169.40
		Stainless Steel Finish	31821800	220.90

		finish	code no.	Euro
 	Focus M41 Single lever kitchen mixer 260, device shut-off valve, 1jet <ul style="list-style-type: none"> ComfortZone 260 swivel range adjustable in 3 steps 110°, 150° or 360° handle can be positioned on the right or left normal spray with integrated shut-off valve connection dimension: DN15 flow rate 12 l/min ceramic cartridge connection type: G 3/8 connections suitable for continuous flow water heaters 	Chrome	31823000	277.50
			  	
 	Focus M41 Single lever kitchen mixer 160, 1jet <ul style="list-style-type: none"> ComfortZone 160 swivel range 360° normal spray connection dimension: DN15 flow rate 12 l/min ceramic cartridge connection type: G 3/8 connections suitable for continuous flow water heaters 	Chrome	31806000	119.50
		Stainless Steel Finish	31806800	155.30
 	Focus M41 Single lever kitchen mixer 200, device shut-off valve, 1jet <ul style="list-style-type: none"> ComfortZone 200 swivel range 120° with integrated shut-off valve connection dimension: DN15 flow rate 12 l/min ceramic cartridge connection type: G 3/8 connections suitable for continuous flow water heaters 			
 	Focus M41 Single lever kitchen mixer, wall-mounted lowspout, 1jet <ul style="list-style-type: none"> swivel range 180° normal spray centre distance 150 ± 12 mm connection dimension: DN15 flow rate 12 l/min ceramic cartridge connection type: s-shaped connections suitable for continuous flow water heaters 			

Measurements within scale drawings are in mm.


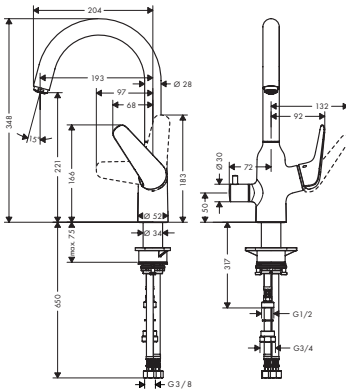




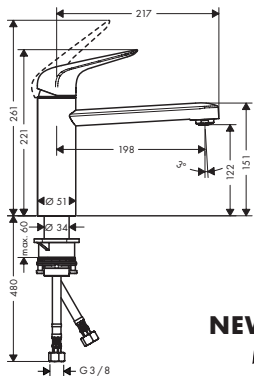

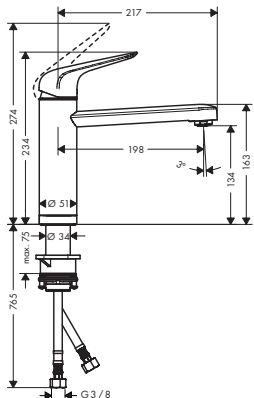

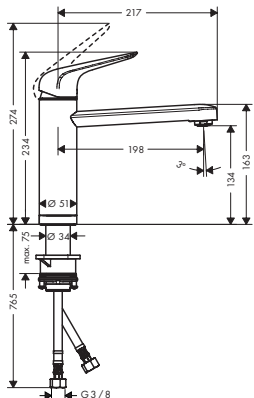



Technical specifications and units of measure are subject to change.

		finish	code no.	Euro
 	Focus M41 Single lever kitchen mixer E, 160, 1jet <ul style="list-style-type: none"> ComfortZone 160 swivel range 360° normal spray connection dimension: DN15 flow rate 12 l/min ceramic cartridge connection type: G 3/8 connections suitable for continuous flow water heaters 	Chrome	31780000	125.60
	Alternative products: <ul style="list-style-type: none"> Focus M41 Single lever kitchen mixer E, 160, LowPressure/vented hot water cylinders, 1jet 	Chrome	31784000	147.40
Focus M42  	Focus M42 Single lever kitchen mixer 220, pull-out spray, 2jet <ul style="list-style-type: none"> ComfortZone 220 swivel range 360° laminar spray and shower spray lockable shower spray, spray returns through pressing spray diverter and spray returns automatically through handle closing MagFit magnetic shower support quick connect shower hose connection dimension: DN15 flow rate 8 l/min ceramic cartridge connection type: G 3/8 connections integrated non-return valve suitable for continuous flow water heaters tap hole with Ø 35 mm required 	Chrome 71800000 266.20 Stainless Steel Finish 71800800 346.10	 	
	Focus M42 Single lever kitchen mixer 220, pull-out spray, 2jet, sBox <ul style="list-style-type: none"> consists of: single lever kitchen mixer, hose box ComfortZone 220 swivel range 360° laminar spray and shower spray lockable shower spray, spray returns through pressing spray diverter and spray returns automatically through handle closing MagFit magnetic shower support quick connect shower hose connection dimension: DN15 flow rate 8 l/min ceramic cartridge connection type: G 3/8 connections integrated non-return valve suitable for continuous flow water heaters sBox for quiet, smooth and protected hose guidance in the cabinet, under the countertop, with extension length up to 76 cm tap hole with Ø 35 mm required 	Chrome 71820000 319.50 Stainless Steel Finish 71820800 399.40	 	

		finish	code no.	Euro
		Focus M42 Single lever kitchen mixer 180, pull-out spray, 2jet		
		<ul style="list-style-type: none"> · ComfortZone 180 · swivel range 360° · laminar spray and shower spray · lockable shower spray, spray returns through pressing spray diverter and spray returns automatically through handle closing · MagFit magnetic shower support · quick connect shower hose · connection dimension: DN15 · flow rate 8 l/min · ceramic cartridge · connection type: G 3/8 connections · integrated non-return valve · suitable for continuous flow water heaters · tap hole with Ø 35 mm required 		
		Chrome	71801000	235.50
		Stainless Steel Finish	71801800	306.20
		 		
	NEW	Alternative products:		
		Chrome	71862000	235.50
		· Focus M42 Single lever kitchen mixer 180, Eco, pull-out spray, 2jet		
		Focus M42 Single lever kitchen mixer 180, pull-out spray, 2jet, sBox		
		<ul style="list-style-type: none"> · consists of: single lever kitchen mixer, hose box · ComfortZone 180 · swivel range 360° · laminar spray and shower spray · lockable shower spray, spray returns through pressing spray diverter and spray returns automatically through handle closing · MagFit magnetic shower support · quick connect shower hose · connection dimension: DN15 · flow rate 8 l/min · ceramic cartridge · connection type: G 3/8 connections · integrated non-return valve · suitable for continuous flow water heaters · sBox for quiet, smooth and protected hose guidance in the cabinet, under the countertop, with extension length up to 76 cm · tap hole with Ø 35 mm required 		
		Chrome	71821000	288.80
		Stainless Steel Finish	71821800	359.40
		 		
		Focus M42 Single lever kitchen mixer 220, 1jet		
		<ul style="list-style-type: none"> · ComfortZone 220 · swivel range 360° · normal spray · connection dimension: DN15 · flow rate 10 l/min · ceramic cartridge · connection type: G 3/8 connections · suitable for continuous flow water heaters · tap hole with Ø 35 mm required 		
		Chrome	71802000	169.00
		Stainless Steel Finish	71802800	219.70
		  		


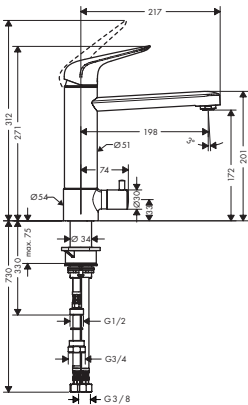




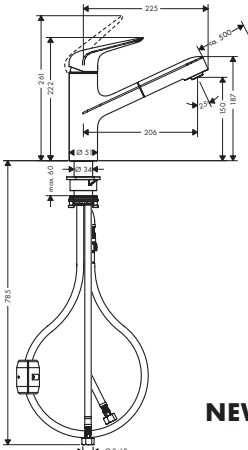

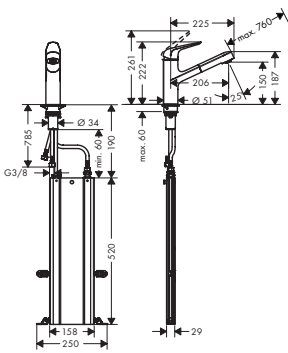




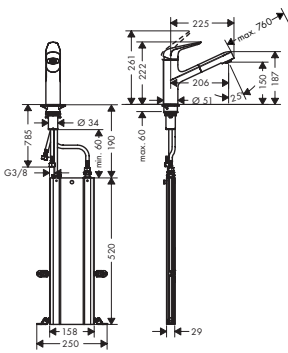

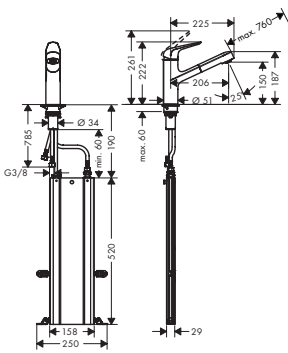



Measurements within scale drawings are in mm.

Technical specifications and units of measure are subject to change.

		finish	code no.	Euro
 	Focus M42 Single lever kitchen mixer 220, device shut-off valve, 1jet <ul style="list-style-type: none"> ComfortZone 220 swivel range adjustable in 2 steps 110° or 360° normal spray with integrated shut-off valve connection dimension: DN15 flow rate 10 l/min ceramic cartridge connection type: G 3/8 connections suitable for continuous flow water heaters tap hole with Ø 35 mm required 	Chrome	71803000	266.20
			  	
 	Focus M42 Single lever kitchen mixer 120, 1jet <ul style="list-style-type: none"> ComfortZone 120 swivel range 360° normal spray connection dimension: DN15 flow rate 12 l/min ceramic cartridge connection type: G 3/8 connections suitable for continuous flow water heaters tap hole with Ø 35 mm required 	Chrome	71806000	122.90
		Stainless Steel Finish	71806800	159.70
 	Alternative products: <ul style="list-style-type: none"> Focus M42 Single lever kitchen mixer 120, CoolStart, EcoSmart, 1jet Focus M42 Single lever kitchen mixer 120, CoolStart, Eco, 1jet Focus M42 Single lever kitchen mixer 120, LowPressure/vented hot water cylinders, 1jet 	Chrome	71805000	122.90
		Chrome	71864000	122.90
 	Focus M42 Single lever kitchen mixer 120, installation in front of a window, 1jet <ul style="list-style-type: none"> ComfortZone 120 swivel range 360° installation in front of the window, can be laid flat, base height 51 mm normal spray connection dimension: DN15 flow rate 12 l/min ceramic cartridge connection type: G 3/8 connections suitable for continuous flow water heaters tap hole with Ø 35 mm required 	Chrome	71807000	153.60
			  	


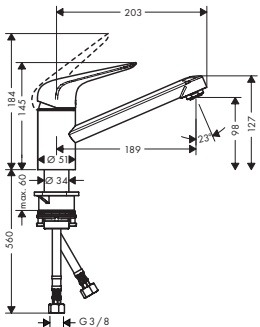




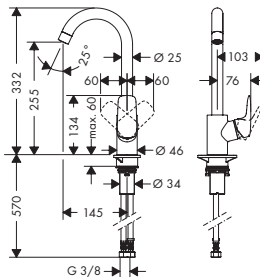



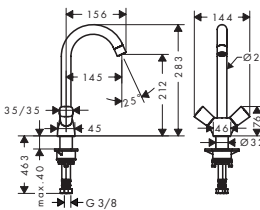



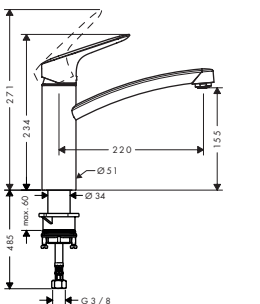


Measurements within scale drawings are in mm.


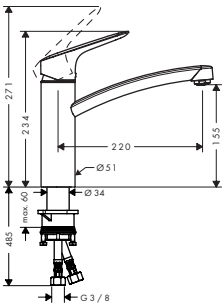





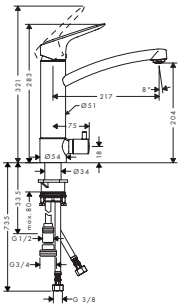



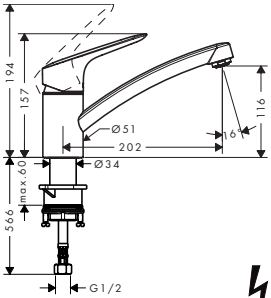




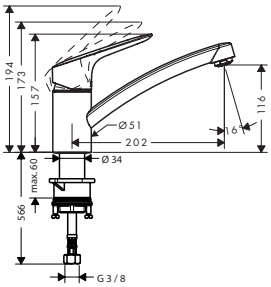





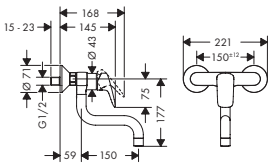

Technical specifications and units of measure are subject to change.

		finish	code no.	Euro
		Chrome	71813000	250.90
			  	
		Chrome	71814000	169.00
		Stainless Steel Finish	71814800	219.70
		Chrome	71865000	169.00
			  	
		Chrome	71829000	222.20
		Stainless Steel Finish	71829800	272.90
		Chrome	71865000	169.00
			  	

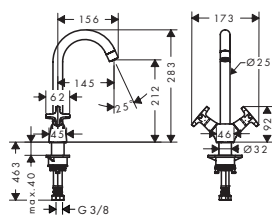
Measurements within scale drawings are in mm.

Technical specifications and units of measure are subject to change.

		finish	code no.	Euro
 	NEW	Focus M42 Single lever kitchen mixer 100, 1jet	Chrome 71808000	102.40
		<ul style="list-style-type: none"> ComfortZone 100 swivel range 360° normal spray connection dimension: DN15 flow rate 12 l/min ceramic cartridge connection type: G 3/8 connections suitable for continuous flow water heaters tap hole with Ø 35 mm required 	Stainless Steel Finish 71808800	133.10
			  	
		Alternative products:		
		Focus M42 Single lever kitchen mixer 100, CoolStart, EcoSmart, 1jet	Chrome 71809000	102.40
		Focus M42 Single lever kitchen mixer 100, CoolStart, Eco, 1jet	Chrome 71866000	102.40
 	NEW	Logis M31 Single lever kitchen mixer 260, 1jet	Chrome 71835000	137.20
		<ul style="list-style-type: none"> ComfortZone 260 swivel range adjustable in 3 steps 110°, 150° or 360° handle can be positioned on the right or left normal spray connection dimension: DN15 flow rate 12 l/min ceramic cartridge connection type: G 3/8 connections suitable for continuous flow water heaters 	 	
		Alternative products:		
		Logis M31 Single lever kitchen mixer 260, Eco, 1jet	Chrome 71861000	137.20
 		Logis M31 2-handle kitchen mixer 220, 1jet	Chrome 71280000	120.30
		<ul style="list-style-type: none"> ComfortZone 220 swivel range adjustable in 3 steps 110°, 150° or 360° normal spray connection dimension: DN15 flow rate 12 l/min ceramic valves hot/ cold 90° connection type: G 3/8 connections suitable for continuous flow water heaters 	 	
 	NEW	Logis M31 Single lever kitchen mixer 160, 1jet	Chrome 71832000	106.30
		<ul style="list-style-type: none"> ComfortZone 160 swivel range 360° normal spray connection dimension: DN15 flow rate 12 l/min ceramic cartridge connection type: G 3/8 connections suitable for continuous flow water heaters 	 	
		Alternative products:		
		Logis M31 Single lever kitchen mixer 160, installation in front of a window, 1jet	Chrome 71833000	136.20
		Logis M31 Single lever kitchen mixer 160, Eco, 1jet	Chrome 71860000	106.30

		finish	code no.	Euro
		Logis M31 Single lever kitchen mixer 160, CoolStart, EcoSmart, 1jet · ComfortZone 160 · cold water in middle position · swivel range 360° · normal spray · connection dimension: DN15 · flow rate 12 l/min · ceramic cartridge · connection type: G 3/8 connections · suitable for continuous flow water heaters		
		Chrome	71839000	106.30
		   		
		Logis M31 Single lever kitchen mixer 220, device shut-off valve, 1jet · ComfortZone 220 · swivel range 120° · normal spray · connection dimension: DN15 · flow rate 12 l/min · ceramic cartridge · connection type: G 3/8 connections · suitable for continuous flow water heaters		
		Chrome	71834000	244.50
		 		
		Logis M31 Single lever kitchen mixer 120, 1jet · ComfortZone 120 · swivel range 360° · normal spray · connection dimension: DN15 · flow rate 12 l/min · ceramic cartridge · connection type: G 3/8 connections · suitable for continuous flow water heaters		
		Chrome	71830000	93.50
		 		
	 Alternative products: · Logis M31 Single lever kitchen mixer 120, LowPressure/vented hot water cylinders, 1jet	Chrome	71831000	111.70
		Logis M31 Single lever kitchen mixer 120, CoolStart, EcoSmart, 1jet · ComfortZone 120 · cold water in middle position · swivel range 360° · normal spray · connection dimension: DN15 · flow rate 12 l/min · ceramic cartridge · connection type: G 3/8 connections · suitable for continuous flow water heaters		
		Chrome	71837000	93.50
		   		
		Logis M31 Single lever kitchen mixer, wall-mounted lowspout, 1jet · swivel range 220° · normal spray · centre distance 150 ± 12 mm · connection dimension: DN15 · flow rate 13 l/min · ceramic cartridge · connection type: s-shaped connections · suitable for continuous flow water heaters		
		Chrome	71836000	137.20
				

Logis M32

**NEW**

**Logis M32 2-handle kitchen mixer
220, 1jet**

- ComfortZone 220
- swivel range adjustable in 3 steps 110°, 150° or 360°
- normal spray
- connection dimension: DN15
- flow rate 12 l/min
- ceramic valves 90°
- connection type: G 3/8 connections
- suitable for continuous flow water heaters

Alternative products:

- Logis M32 2-handle kitchen mixer 220, Eco, 1jet

finish

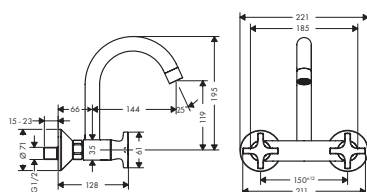
code no.

Euro

Chrome

71285000

153.20

**NEW**

Logis M32 2-handle kitchen mixer, wall-mounted, highspout, 1jet

- swivel range 360°
- normal spray
- centre distance 150 ± 12 mm
- connection dimension: DN15
- flow rate 12 l/min
- ceramic valves 90°
- connection type: s-shaped connections
- suitable for continuous flow water heaters

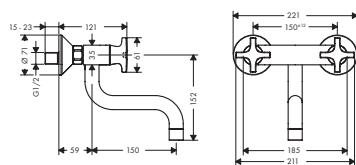
Alternative products:

- Logis M32 2-handle kitchen mixer, Eco, wall-mounted highspout, 1 jet

Chrome

71286000

180.50



Logis M32 2-handle kitchen mixer, wall-mounted lowspout, 1jet

- normal spray
- centre distance 150 ± 12 mm
- connection dimension: DN15
- flow rate 12 l/min
- ceramic valves 90°
- connection type: s-shaped connections
- suitable for continuous flow water heaters

Chrome

71287000

180.50



hansgrohe sink combis

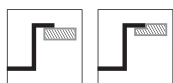
The C71 sink combinations at a glance

For the kitchen mixers, there is a choice between the version with the Select button and the version with the tilt lever. Both models are available in chrome (-000) or stainless steel fi-

nish (-800) and both combine beautifully with the sink to create a perfect unit. The combination unit contains all the other necessary components. This makes the ordering and planning

process so much easier as the complete unit has the same item number.

60 cm



C71-F450-01

Select sink combi 450 with
2-hole kitchen mixer 220
43207, -000, -800

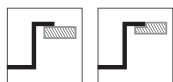


C71-F450-02

Select sink combi 450 drainer with
2-hole kitchen mixer 220
43208, -000, -800
C71-F450-11 (Drainer right, not shown)
43229, -000, -800



60 cm



C71-F450-06

Sink combi 450 with
2-hole Select kitchen mixer 200
43201, -000, -800



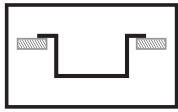
C71-F450-07

Sink combi 450 drainer with
2-hole Select kitchen mixer 200
43205, -000, -800
C71-F450-12 (Drainer right, not shown)
43230, -000, -800

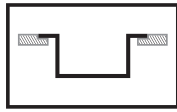


Installation options

All our basins can be integrated flush in the worktop or surface mounted from above.



Surface-mounted
installation

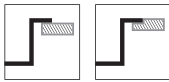


Flush-mounted instal-
lation

60 cm / 80 cm / 90 cm

Base cabinet

80 cm



C71-F660-03

Select sink combi 660 with
2-hole kitchen mixer 320
43209, -000, -800

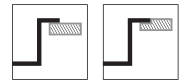


C71-F655-04

Select sink combi 180/450
with 2-hole kitchen mixer 320
43210, -000, -800



90 cm

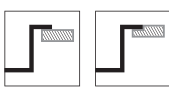


C71-F765-05

Select sink combi 370/370 with
2-hole kitchen mixer 320
43211, -000, -800



80 cm

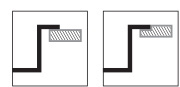


C71-F660-08

Sink combi 660 with
2-hole Select kitchen mixer 200
43202, -000, -800



90 cm

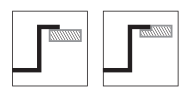


C71-F655-09

Sink combi 180/450 with
2-hole Select kitchen mixer 200
43206, -000, -800



90 cm



C71-F765-10

Sink combi 370/370 with
2-hole Select kitchen mixer 200
43203, -000, -800



hansgrohe Sink combis

The C51 sink combinations at a glance

Any existing sink size can be chosen to go with the combination units with graphite black SilicaTec sinks with the sink top-mounted in the worktop. With the kitchen mixers, there is the choice between the version with the Select

button and the version with the tilt lever. Both models are available in chrome (-000) and both combine beautifully with the sink to create a perfect unit. The combination unit contains all the other necessary components. This makes

the ordering and planning process easier as the complete unit has the same item number.

60 cm



C51-F450-01
Select sink combi 450 with
2-hole kitchen mixer 220
43212, -000



C51-F450-03
Select sink combi 450 drainer with
2-hole kitchen mixer 220
43214, -000
C51-F450-11 (Drainer right, not shown)
43227, -000

60 cm



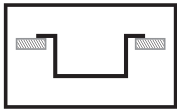
C51-F450-06
Sink combi 450 with
2-hole Select kitchen mixer 200
43217, -000



C51-F450-08
Sink combi 450 drainer with
2-hole Select kitchen mixer 200
43219, -000
C51-F450-12 (Drainer right, not shown)
43228, -000

Installation options

All the sinks can be top-mounted.



Surface-mounted installation

60 cm / 80 cm / 90 cm

Base cabinet

80 cm



C51-F660-02

Select sink combi 660 with
2-hole kitchen mixer 320
43213, -000



C51-F635-04

Select sink combi 180/450 with
2-hole kitchen mixer 320
43215, -000

90 cm



C51-F770-5

Select sink combi 370/370 with
2-hole kitchen mixer 320
43216, -000

80 cm



C51-F660-07

Sink combi 660 with
2-hole Select kitchen mixer 200
43218, -000



C51-F635-09

Sink combi 180/450 with
2-hole Select kitchen mixer 200
43220, -000

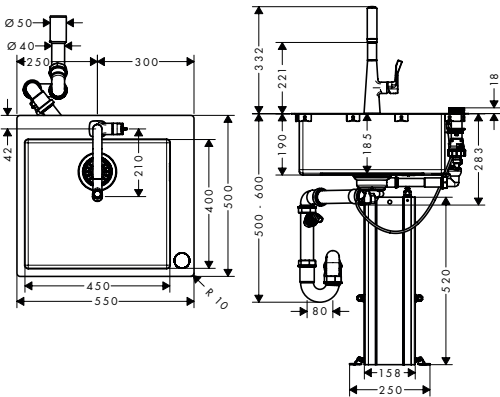
90 cm



C51-F770-10

Sink combi 370/370 with
2-hole Select kitchen mixer 200
43221, -000

Stainless steel sink combis



- C71-F450-01 sink combi 450 Select**
- consists of: built-in sink, 2-hole single lever kitchen mixer, control unit, hose box, automatic waste and overflow set
 - material sink: stainless steel
 - number of bowls: 1 main bowl
 - tap hole and hole for control unit are pre-drilled
 - sink depth: 190 mm
 - cut-out dimensions: 530 x 480 mm
 - cabinet size: 60 cm
 - type of installation: flat on the countertop (self-rimming) or flush-mount installation
 - position overflow: on the right side of the bowl
 - tap ledge reinforcing for a tight and stable seating of the kitchen mixer
 - corner radius: 10 mm
 - connection type: G 3/8 connections
 - connection dimension: DN15
 - flow rate 7 l/min
 - suitable for continuous flow water heaters
 - ceramic cartridge
 - MagFit magnetic shower support
 - integrated non-return valve
 - swivel range adjustable in 2 steps to 110° or 150°
 - laminar spray and shower spray
 - ComfortZone 220
 - lockable shower spray, spray returns automatically through handle closing
 - sBox for quiet, smooth and protected hose guidance in the cabinet, under the countertop, with extension length up to 76 cm
 - push of control unit: intuitive start and stop function of the water flow, turn: automatic drain operation


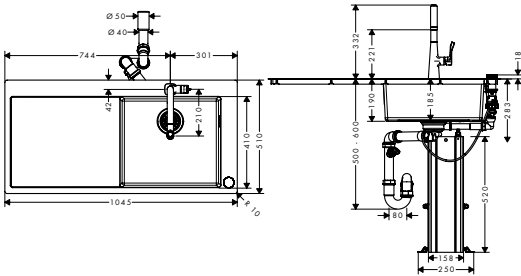



finish	code no.	Euro
Chrome	43207000	1,138.00
Stainless Steel Finish	43207800	1,302.30

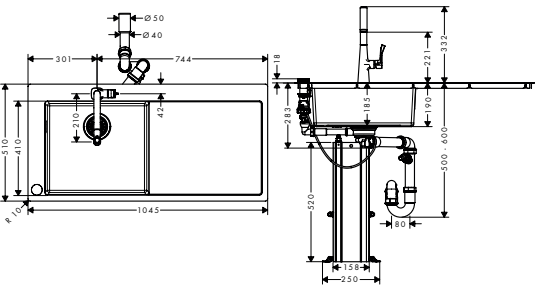


Optional parts:

· F15 Cutting board walnut		40960000	122.90
· F16 Cutting board oak		40961000	92.20
· F17 Mobile drainboard	Stainless Steel	40962800	80.00
· F14 Multifunctional strainer	Matt Black	40963000	20.00

NEW
NEW

	finish	code no.	Euro
 	Chrome	43208000	1,372.20
	Stainless Steel Finish	43208800	1,531.90
C71-F450-02 Sink combi 450 Select with drainboard <ul style="list-style-type: none"> · consists of: built-in sink, 2-hole single lever kitchen mixer, control unit, hose box, automatic waste and overflow set · for installation in worktops from 25 mm · material sink: stainless steel · number of bowls: 1 main bowl · with drainage · tap hole and hole for control unit are pre-drilled · orientation: bowl right · sink depth: 190 mm · cut-out dimensions: 1025 x 490 mm · cabinet size: 60 cm · type of installation: flat on the countertop (self-rimming) or flush-mount installation · position overflow: on the right side of the bowl · tap ledge reinforcing for a tight and stable seating of the kitchen mixer · corner radius: 10 mm · connection type: G 3/8 connections · connection dimension: DN15 · flow rate 7 l/min · suitable for continuous flow water heaters · ceramic cartridge · MagFit magnetic shower support · integrated non-return valve · swivel range adjustable in 2 steps to 110° or 150° · laminar spray and shower spray · ComfortZone 220 · lockable shower spray, spray returns automatically through handle closing · sBox for quiet, smooth and protected hose guidance in the cabinet, under the countertop, with extension length up to 76 cm · push of control unit: intuitive start and stop function of the water flow, turn: automatic drain operation 			
  			
NEW	Optional parts: <ul style="list-style-type: none"> · F14 Multifunctional strainer 		
	Matt Black	40963000	20.00



- C71-F450-11 sink combi 450 Select with drainboard**
- consists of: built-in sink, 2-hole single lever kitchen mixer, control unit, hose box, automatic waste and overflow set
 - for installation in worktops from 25 mm
 - material sink: stainless steel
 - number of bowls: 1 main bowl
 - with drainage
 - tap hole and hole for control unit are pre-drilled
 - orientation: bowl left
 - sink depth: 190 mm
 - cut-out dimensions: 1025 x 490 mm
 - cabinet size: 60 cm
 - type of installation: flat on the countertop (self-rimming) or flush-mount installation
 - position overflow: on the left side of the bowl
 - tap ledge reinforcing for a tight and stable seating of the kitchen mixer
 - corner radius: 10 mm
 - connection type: G 3/8 connections
 - connection dimension: DN15
 - flow rate 7 l/min
 - suitable for continuous flow water heaters
 - ceramic cartridge
 - MagFit magnetic shower support
 - integrated non-return valve
 - swivel range adjustable in 2 steps to 110° or 150°
 - laminar spray and shower spray
 - ComfortZone 220
 - lockable shower spray, spray returns automatically through handle closing
 - sBox for quiet, smooth and protected hose guidance in the cabinet, under the countertop, with extension length up to 76 cm
 - push of control unit: intuitive start and stop function of the water flow, turn: automatic drain operation


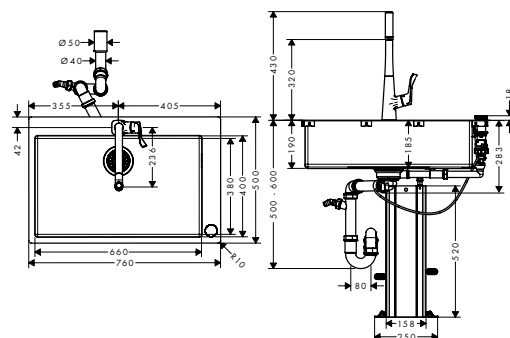



finish	code no.	Euro
Chrome	43229000	1,372.20
Stainless Steel Finish	43229800	1,531.90

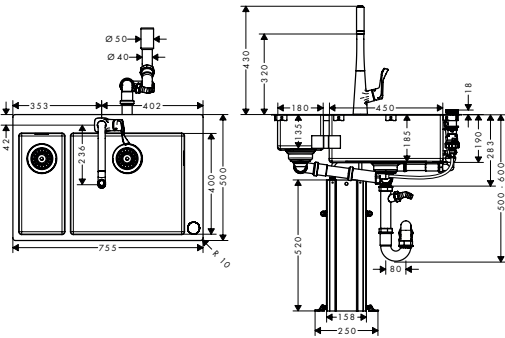
Select

Quick Clean

Comfort Zone

NEW	Optional parts:			
	· F14 Multifunctional strainer	Matt Black	40963000	20.00

	finish	code no.	Euro
 	C71-F660-03 Sink combi 660 Select		
	<ul style="list-style-type: none"> · consists of: built-in sink, 2-hole single lever kitchen mixer, control unit, hose box, automatic waste and overflow set · material sink: stainless steel · number of bowls: 1 main bowl · tap hole and hole for control unit are pre-drilled · sink depth: 190 mm · cut-out dimensions: 740 x 480 mm · cabinet size: 80 cm · type of installation: flat on the countertop (self-rimming) or flush-mount installation · position overflow: on the right side of the bowl · tap ledge reinforcing for a tight and stable seating of the kitchen mixer · corner radius: 10 mm · connection type: G 3/8 connections · connection dimension: DN15 · flow rate 7 l/min · suitable for continuous flow water heaters · ceramic cartridge · MagFit magnetic shower support · integrated non-return valve · swivel range adjustable in 2 steps to 110° or 150° · laminar spray and shower spray · ComfortZone 320 · lockable shower spray, spray returns automatically through handle closing · sBox for quiet, smooth and protected hose guidance in the cabinet, under the countertop, with extension length up to 76 cm · push of control unit: intuitive start and stop function of the water flow, turn: automatic drain operation 	Chrome 43209000 1,232.80 Stainless Steel Finish 43209800 1,409.80	  
NEW	Optional parts:		
	<ul style="list-style-type: none"> · F15 Cutting board walnut · F16 Cutting board oak · F17 Mobile drainboard · F14 Multifunctional strainer 	40960000 122.90 40961000 92.20 40962800 80.00 40963000 20.00	Stainless Steel Matt Black



C71-F655-04 Sink combi 180/450 Select

- consists of: built-in sink, 2-hole single lever kitchen mixer, control unit, hose box, automatic waste and overflow set
- material sink: stainless steel
- number of bowls: 1 main bowl and 1 additional bowl
- tap hole and hole for control unit are pre-drilled
- sink depth: 190 mm
- cut-out dimensions: 735 x 480 mm
- cabinet size: 80 cm
- type of installation: flat on the countertop (self-rimming) or flush-mount installation
- position overflow: on the right side of the main bowl
- tap ledge reinforcing for a tight and stable seating of the kitchen mixer
- corner radius: 10 mm
- connection type: G 3/8 connections
- connection dimension: DN15
- flow rate 7 l/min
- suitable for continuous flow water heaters
- ceramic cartridge
- MagFit magnetic shower support
- integrated non-return valve
- swivel range adjustable in 2 steps to 110° or 150°
- laminar spray and shower spray
- ComfortZone 320
- lockable shower spray, spray returns automatically through handle closing
- sBox for quiet, smooth and protected hose guidance in the cabinet, under the countertop, with extension length up to 76 cm
- push of control unit: intuitive start and stop function of the water flow, turn: automatic drain operation

Optional parts:

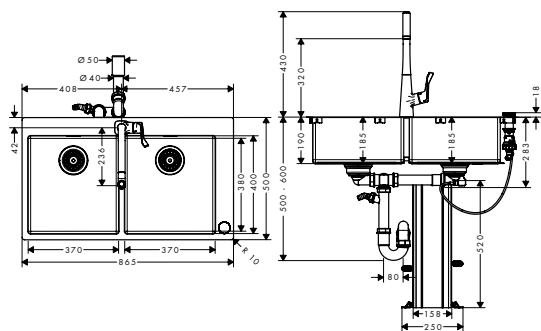
- F15 Cutting board walnut
- F16 Cutting board oak
- F17 Mobile drainboard
- F14 Multifunctional strainer

finish	code no.	Euro
Chrome	43210000	1,580.50
Stainless Steel Finish	43210800	1,757.60



**NEW
NEW**

	40960000	122.90
	40961000	92.20
Stainless Steel	40962800	80.00
Matt Black	40963000	20.00



- consists of: built-in sink, 2-hole single lever kitchen mixer, control unit, hose box, automatic waste and overflow set
- material sink: stainless steel
- number of bowls: 2 main bowls
- tap hole and hole for control unit are pre-drilled
- sink depth: 190 mm
- cut-out dimensions: 845 x 480 mm
- cabinet size: 90 cm
- type of installation: flat on the countertop (self-rimming) or flush-mount installation
- top ledge reinforcing for a tight and stable seating of the kitchen mixer
- corner radius: 10 mm
- connection type: G 3/8 connections
- connection dimension: DN15
- flow rate 7 l/min
- suitable for continuous flow water heaters
- ceramic cartridge
- MagFit magnetic shower support
- integrated non-return valve
- swivel range adjustable in 2 steps to 110° or 150°
- laminar spray and shower spray
- ComfortZone 320
- lockable shower spray, spray returns automatically through handle closing
- sBox for quiet, smooth and protected hose guidance in the cabinet, under the countertop, with extension length up to 76 cm
- push of control unit: intuitive start and stop function of the water flow, turn: automatic drain operation

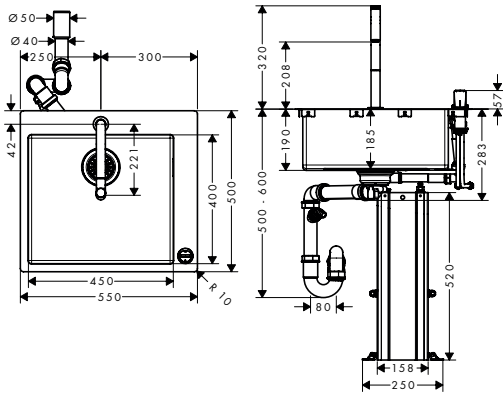
Chrome	43211000	1,685.90
Stainless Steel Finish	43211800	1,863.00



- F15 Cutting board walnut
- F16 Cutting board oak
- F17 Mobile drainboard
- F14 Multifunctional strainer

	40960000	122.90
	40961000	92.20
Stainless Steel	40962800	80.00
Matt Black	40963000	20.00

NEW
NEW



C71-F450-06 Sink combi 450

- consists of: built-in sink, 2-hole single lever kitchen mixer, control unit, hose box, manual waste and overflow set
- material sink: stainless steel
- number of bowls: 1 main bowl
- tap hole and hole for control unit are pre-drilled
- sink depth: 190 mm
- cut-out dimensions: 530 x 480 mm
- cabinet size: 60 cm
- type of installation: flat on the countertop (self-rimming) or flush-mount installation
- position overflow: on the right side of the bowl
- tap ledge reinforcing for a tight and stable seating of the kitchen mixer
- corner radius: 10 mm
- connection type: G 3/8 connections
- connection dimension: DN15
- flow rate 8 l/ min
- suitable for continuous flow water heaters
- ceramic cartridge
- MagFit magnetic shower support
- integrated non-return valve
- swivel range 150°
- normal spray
- ComfortZone 200
- Select button for a comfortable start/stop of the water flow
- sBox for quiet, smooth and protected hose guidance in the cabinet, under the countertop, with extension length up to 76 cm

finish	code no.	Euro
Chrome	43201000	1,053.70
Stainless Steel Finish	43201800	1,211.80


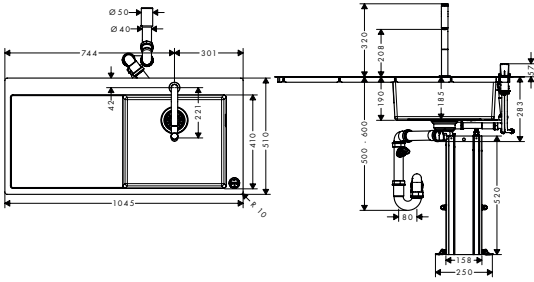






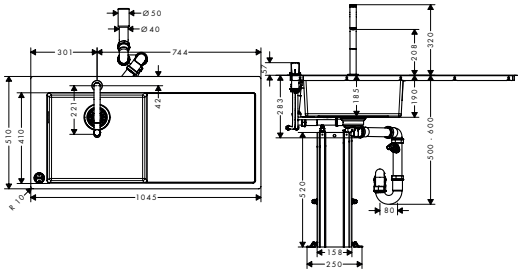
Optional parts:

- F15 Cutting board walnut
- F16 Cutting board oak
- F17 Mobile drainboard
- F14 Multifunctional strainer





	40960000	122.90
	40961000	92.20
Stainless Steel	40962800	80.00
Matt Black	40963000	20.00

NEW
NEW


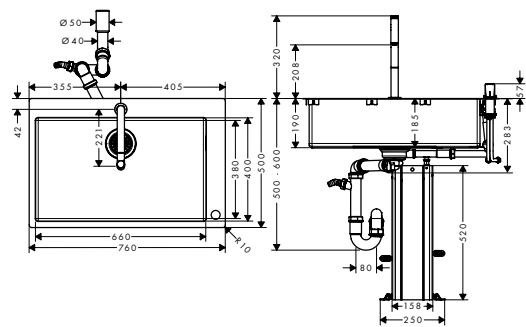




	finish	code no.	Euro
 	Chrome	43205000	1,331.20
	Stainless Steel Finish	43205800	1,484.80
C71-F450-07 Sink combi 450 with drainboard <ul style="list-style-type: none"> · consists of: built-in sink, 2-hole single lever kitchen mixer, control unit, hose box, manual waste and overflow set · for installation in worktops from 25 mm · material sink: stainless steel · number of bowls: 1 main bowl · with drainage · tap hole and hole for control unit are pre-drilled · orientation: bowl right · sink depth: 190 mm · cut-out dimensions: 1025 x 490 mm · cabinet size: 60 cm · type of installation: flat on the countertop (self-rimming) or flush-mount installation · position overflow: on the right side of the bowl · tap ledge reinforcing for a tight and stable seating of the kitchen mixer · corner radius: 10 mm · connection type: G 3/8 connections · connection dimension: DN15 · flow rate 8 l/min · suitable for continuous flow water heaters · ceramic cartridge · MagFit magnetic shower support · integrated non-return valve · swivel range 150° · normal spray · ComfortZone 200 · Select button for a comfortable start/stop of the water flow · sBox for quiet, smooth and protected hose guidance in the cabinet, under the countertop, with extension length up to 76 cm 	   		
Optional parts: <ul style="list-style-type: none"> · F14 Multifunctional strainer 	Matt Black	40963000	20.00

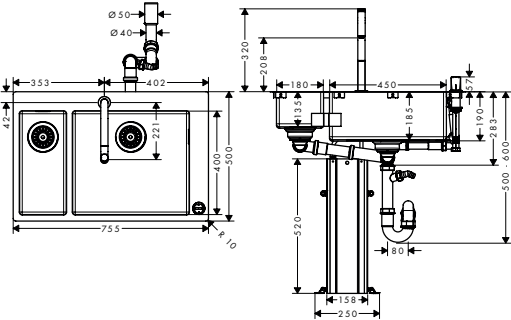


- C71-F450-12 Sink combi 450 with drainboard**
- consists of: built-in sink, 2-hole single lever kitchen mixer, control unit, hose box, manual waste and overflow set
 - for installation in worktops from 25 mm
 - material sink: stainless steel
 - number of bowls: 1 main bowl
 - with drainage
 - tap hole and hole for control unit are pre-drilled
 - orientation: bowl left
 - sink depth: 190 mm
 - cut-out dimensions: 1025 x 490 mm
 - cabinet size: 60 cm
 - type of installation: flat on the countertop (self-rimming) or flush-mount installation
 - position overflow: on the left side of the bowl
 - tap ledge reinforcing for a tight and stable seating of the kitchen mixer
 - corner radius: 10 mm
 - connection type: G $\frac{3}{8}$ connections
 - connection dimension: DN15
 - flow rate 8 l/min
 - suitable for continuous flow water heaters
 - ceramic cartridge
 - MagFit magnetic shower support
 - integrated non-return valve
 - swivel range 150°
 - normal spray
 - ComfortZone 200
 - Select button for a comfortable start/stop of the water flow
 - sBox for quiet, smooth and protected hose guidance in the cabinet, under the countertop, with extension length up to 76 cm

finish	code no.	Euro
Chrome	43230000	1,331.20
Stainless Steel Finish	43230800	1,484.80
		
		

NEW	Optional parts:			
	· F14 Multifunction strainer	Matt Black	40963000	20.00





	finish	code no.	Euro
 	Chrome	43202000	1,138.00
	Stainless Steel Finish	43202800	1,296.10
C71-F660-08 Sink combi 660 <ul style="list-style-type: none"> · consists of: built-in sink, 2-hole single lever kitchen mixer, control unit, hose box, manual waste and overflow set · material sink: stainless steel · number of bowls: 1 main bowl · tap hole and hole for control unit are pre-drilled · sink depth: 190 mm · cut-out dimensions: 740 x 480 mm · cabinet size: 80 cm · type of installation: flat on the countertop (self-rimming) or flush-mount installation · position overflow: on the right side of the bowl · tap ledge reinforcing for a tight and stable seating of the kitchen mixer · corner radius: 10 mm · connection type: G 3/8 connections · connection dimension: DN15 · flow rate 8 l/min · suitable for continuous flow water heaters · ceramic cartridge · MagFit magnetic shower support · integrated non-return valve · swivel range 150° · normal spray · ComfortZone 200 · Select button for a comfortable start/stop of the water flow · sBox for quiet, smooth and protected hose guidance in the cabinet, under the countertop, with extension length up to 76 cm 			
		   	
NEW			
Optional parts:			
· F15 Cutting board walnut		40960000	122.90
· F16 Cutting board oak		40961000	92.20
· F17 Mobile drainboard	Stainless Steel	40962800	80.00
· F14 Multifunctional strainer	Matt Black	40963000	20.00



- C71-F655-09 Sink combi 180/450**
- consists of: built-in sink, 2-hole single lever kitchen mixer, control unit, hose box, manual waste and overflow set
 - material sink: stainless steel
 - number of bowls: 1 main bowl and 1 additional bowl
 - tap hole and hole for control unit are pre-drilled
 - sink depth: 190 mm
 - cut-out dimensions: 735 x 480 mm
 - cabinet size: 80 cm
 - type of installation: flat on the countertop (self-rimming) or flush-mount installation
 - position overflow: on the right side of the main bowl
 - tap ledge reinforcing for a tight and stable seating of the kitchen mixer
 - corner radius: 10 mm
 - connection type: G 3/8 connections
 - connection dimension: DN15
 - flow rate 8 l/ min
 - suitable for continuous flow water heaters
 - ceramic cartridge
 - MagFit magnetic shower support
 - integrated non-return valve
 - swivel range 150°
 - normal spray
 - ComfortZone 200
 - Select button for a comfortable start/stop of the water flow
 - sBox for quiet, smooth and protected hose guidance in the cabinet, under the countertop, with extension length up to 76 cm

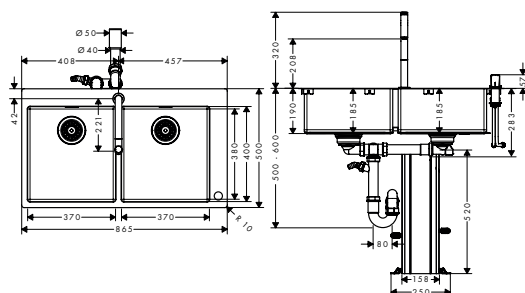
Optional parts:

- F15 Cutting board walnut
- F16 Cutting board oak
- F17 Mobile drainboard
- F14 Multifunctional strainer

finish	code no.	Euro	
Chrome	43206000	1,475.20	
Stainless Steel Finish	43206800	1,633.30	
			

**NEW
NEW**

	40960000	122.90
	40961000	92.20
Stainless Steel	40962800	80.00
Matt Black	40963000	20.00



**NEW
NEW**

C71-F765-10 Sink combi 370/370

- consists of: built-in sink, 2-hole single lever kitchen mixer, control unit, hose box, manual waste and overflow set
- material sink: stainless steel
- number of bowls: 2 main bowls
- tap hole and hole for control unit are pre-drilled
- sink depth: 190 mm
- cut-out dimensions: 840 x 480 mm
- cabinet size: 90 cm
- type of installation: flat on the countertop (self-rimming) or flush-mount installation
- tap ledge reinforcing for a tight and stable seating of the kitchen mixer
- corner radius: 10 mm
- connection type: G 3/8 connections
- connection dimension: DN15
- flow rate 8 l/min
- suitable for continuous flow water heaters
- ceramic cartridge
- MagFit magnetic shower support
- integrated non-return valve
- swivel range 150°
- normal spray
- ComfortZone 200
- Select button for a comfortable start/stop of the water flow
- sBox for quiet, smooth and protected hose guidance in the cabinet, under the countertop, with extension length up to 76 cm

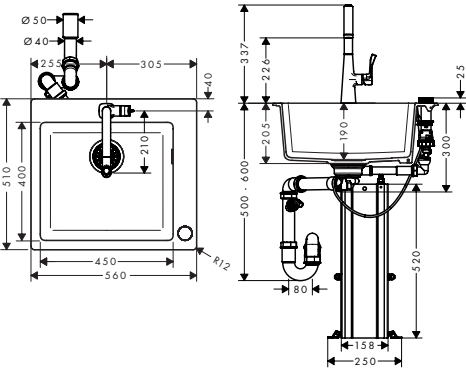
finish	code no.	Euro
Chrome	43203000	1,580.50
Stainless Steel Finish	43203800	1,738.70



Optional parts:

· F15 Cutting board walnut		40960000	122.90
· F16 Cutting board oak		40961000	92.20
· F17 Mobile drainboard	Stainless Steel	40962800	80.00
· F14 Multifunctional strainer	Matt Black	40963000	20.00

SilicaTec sink combis



C51-F450-01 sink combi 450 Select

- consists of: built-in sink, 2-hole single lever kitchen mixer, control unit, hose box, automatic waste and overflow set
- material sink: SilicaTec
- number of bowls: 1 main bowl
- tap hole for drilling is predefined (see scale drawing)
- sink depth: 190 mm
- cut-out dimensions: 540 x 490 mm
- cabinet size: 60 cm
- type of installation: topmount
- position overflow: on the right side of the bowl
- connection type: G 3/8 connections
- connection dimension: DN15
- flow rate 7 l/ min
- suitable for continuous flow water heaters
- ceramic cartridge
- MagFit magnetic shower support
- integrated non-return valve
- swivel range adjustable in 2 steps to 110° or 150°
- laminar spray and shower spray
- ComfortZone 220
- lockable shower spray, spray returns automatically through handle closing
- sBox for quiet, smooth and protected hose guidance in the cabinet, under the countertop, with extension length up to 76 cm
- push of control unit: intuitive start and stop function of the water flow, turn: automatic drain operation

finish

code no.

Euro

Chrome

43212000

819.20



Optional parts:





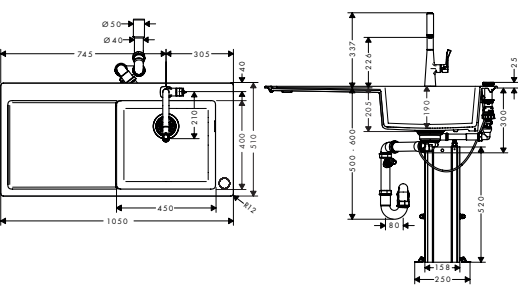
- F15 Cutting board walnut
- F16 Cutting board oak
- F17 Mobile drainboard
- F14 Multifunctional strainer

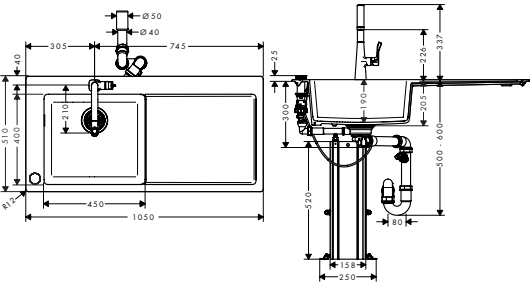
40960000
40961000
40962800
40963000

122.90
92.20
80.00
20.00

Stainless Steel
Matt Black

NEW
NEW

		finish	code no.	Euro
	C51-F450-03 Sink combi 450 Select with drainboard		43214000	972.80
	Chrome <div>    </div>			
	<ul style="list-style-type: none"> · consists of: built-in sink, 2-hole single lever kitchen mixer, control unit, hose box, automatic waste and overflow set · for installation in worktops from 20 mm · material sink: SilicaTec · number of bowls: 1 main bowl · with drainage · tap hole for drilling is predefined (see scale drawing) · orientation: bowl right · sink depth: 190 mm · cut-out dimensions: 1030 x 490 mm · cabinet size: 60 cm · type of installation: topmount · position overflow: on the right side of the bowl · connection type: G 3/8 connections · connection dimension: DN15 · flow rate 7 l/min · suitable for continuous flow water heaters · ceramic cartridge · MagFit magnetic shower support · integrated non-return valve · swivel range adjustable in 2 steps to 110° or 150° · laminar spray and shower spray · ComfortZone 220 · lockable shower spray, spray returns automatically through handle closing · sBox for quiet, smooth and protected hose guidance in the cabinet, under the countertop, with extension length up to 76 cm · push of control unit: intuitive start and stop function of the water flow, turn: automatic drain operation 			
	Optional parts: <ul style="list-style-type: none"> · F15 Cutting board walnut · F16 Cutting board oak · F14 Multifunctional strainer 		40960000 40961000 40963000	122.90 92.20 20.00
NEW		Matt Black		



- C51-F450-11 sink combi 450 Select with drainboard**
- consists of: built-in sink, 2-hole single lever kitchen mixer, control unit, hose box, automatic waste and overflow set
 - material sink: SilicaTec
 - number of bowls: 1 main bowl
 - with drainage
 - tap hole for drilling is predefined (see scale drawing)
 - orientation: bowl left
 - sink depth: 190 mm
 - cut-out dimensions: 1030 x 490 mm
 - cabinet size: 60 cm
 - type of installation: topmount
 - position overflow: on the left side of the bowl
 - connection type: G 3/8 connections
 - connection dimension: DN15
 - flow rate 7 l/min
 - suitable for continuous flow water heaters
 - ceramic cartridge
 - MagFit magnetic shower support
 - integrated non-return valve
 - swivel range adjustable in 2 steps to 110° or 150°
 - laminar spray and shower spray
 - ComfortZone 220
 - lockable shower spray, spray returns automatically through handle closing
 - sBox for quiet, smooth and protected hose guidance in the cabinet, under the countertop, with extension length up to 76 cm
 - push of control unit: intuitive start and stop function of the water flow, turn: automatic drain operation

Optional parts:


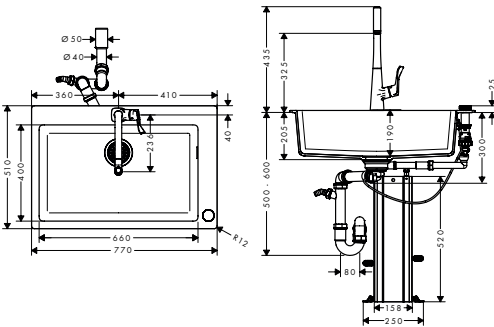
- F15 Cutting board walnut
- F16 Cutting board oak
- F14 Multifunctional strainer

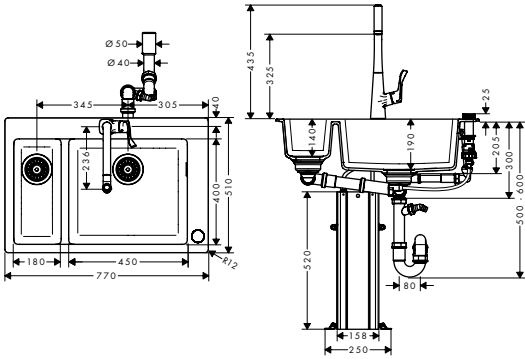
finish	code no.	Euro
Chrome	43227000	972.80



NEW

Matt Black	40960000	122.90
	40961000	92.20
	40963000	20.00

	finish	code no.	Euro	
 	C51-F660-02 Sink combi 660 Select	Chrome	43213000	921.60
	<ul style="list-style-type: none">· consists of: built-in sink, 2-hole single lever kitchen mixer, control unit, hose box, automatic waste and overflow set· material sink: SilicaTec· number of bowls: 1 main bowl· tap hole for drilling is predefined (see scale drawing)· sink depth: 190 mm· cut-out dimensions: 750 x 490 mm· cabinet size: 80 cm· type of installation: topmount· position overflow: on the right side of the bowl· connection type: G 3/8 connections· connection dimension: DN15· flow rate 8 l/min· suitable for continuous flow water heaters· ceramic cartridge· MagFit magnetic shower support· integrated non-return valve· swivel range adjustable in 2 steps to 110° or 150°· laminar spray and shower spray· ComfortZone 320· lockable shower spray, spray returns automatically through handle closing· sBox for quiet, smooth and protected hose guidance in the cabinet, under the countertop, with extension length up to 76 cm· push of control unit: intuitive start and stop function of the water flow, turn: automatic drain operation			
NEW NEW	Optional parts:			
	· F15 Cutting board walnut		40960000	122.90
	· F16 Cutting board oak		40961000	92.20
	· F17 Mobile drainboard	Stainless Steel	40962800	80.00
	· F14 Multifunctional strainer	Matt Black	40963000	20.00



C51-F635-04 Sink combi 180/450 Select

- consists of: built-in sink, 2-hole single lever kitchen mixer, control unit, hose box, automatic waste and overflow set
- material sink: SilicaTec
- number of bowls: 1 main bowl and 1 additional bowl
- tap hole for drilling is predefined (see scale drawing)
- sink depth: 190 mm
- cut-out dimensions: 750 x 490 mm
- cabinet size: 80 cm
- type of installation: topmount
- position overflow: on the right side of the main bowl
- connection type: G 3/8 connections
- connection dimension: DN15
- flow rate 8 l/ min
- suitable for continuous flow water heaters
- ceramic cartridge
- MagFit magnetic shower support
- integrated non-return valve
- swivel range adjustable in 2 steps to 110° or 150°
- laminar spray and shower spray
- ComfortZone 320
- lockable shower spray, spray returns automatically through handle closing
- sBox for quiet, smooth and protected hose guidance in the cabinet, under the countertop, with extension length up to 76 cm
- push of control unit: intuitive start and stop function of the water flow, turn: automatic drain operation





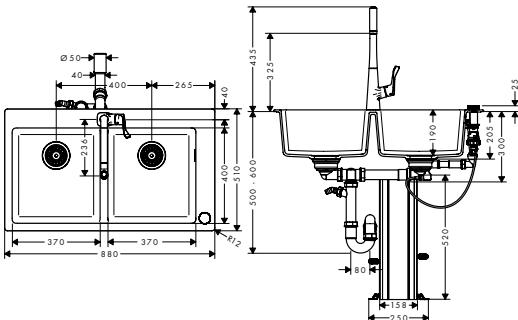
finish	code no.	Euro
Chrome	43215000	942.10

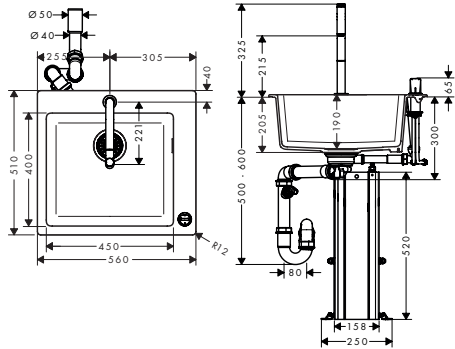


Optional parts:			
· F15 Cutting board walnut		40960000	122.90
· F16 Cutting board oak		40961000	92.20
· F17 Mobile drainboard		40962800	80.00
· F14 Multifunctional strainer		40963000	20.00

	Stainless Steel	40962800	80.00
	Matt Black	40963000	20.00

**NEW
NEW**

	finish	code no.	Euro
	Chrome	43216000	1,003.50
		  	
		C51-F770-05 Sink combi 370/370 Select <ul style="list-style-type: none"> · consists of: built-in sink, 2-hole single lever kitchen mixer, control unit, hose box, automatic waste and overflow set · material sink: SilicaTec · number of bowls: 2 main bowls · tap hole for drilling is predefined (see scale drawing) · sink depth: 190 mm · cut-out dimensions: 860 x 490 mm · cabinet size: 90 cm · type of installation: topmount · position overflow: on the right side of the bowl · connection type: G 3/8 connections · connection dimension: DN15 · flow rate 8 l/min · suitable for continuous flow water heaters · ceramic cartridge · MagFit magnetic shower support · integrated non-return valve · swivel range adjustable in 2 steps to 110° or 150° · laminar spray and shower spray · ComfortZone 320 · lockable shower spray, spray returns automatically through handle closing · sBox for quiet, smooth and protected hose guidance in the cabinet, under the countertop, with extension length up to 76 cm · push of control unit: intuitive start and stop function of the water flow, turn: automatic drain operation 	
NEW NEW		Optional parts: <ul style="list-style-type: none"> · F15 Cutting board walnut · F16 Cutting board oak · F17 Mobile drainboard · F14 Multifunctional strainer 	
	Stainless Steel	40960000	122.90
	Matt Black	40961000	92.20
		40962800	80.00
		40963000	20.00



NEW
NEW

C51-F450-06 Sink combi 450

- consists of: built-in sink, 2-hole single lever kitchen mixer, control unit, hose box, manual waste and overflow set
- material sink: SilicaTec
- number of bowls: 1 main bowl
- tap hole for drilling is predefined (see scale drawing)
- sink depth: 190 mm
- cut-out dimensions: 540 x 490 mm
- cabinet size: 60 cm
- type of installation: topmount
- position overflow: on the right side of the bowl
- connection type: G 3/8 connections
- connection dimension: DN15
- flow rate 8 l/ min
- suitable for continuous flow water heaters
- ceramic cartridge
- MagFit magnetic shower support
- integrated non-return valve
- swivel range 150°
- normal spray
- ComfortZone 200
- Select button for a comfortable start/stop of the water flow
- sBox for quiet, smooth and protected hose guidance in the cabinet, under the countertop, with extension length up to 76 cm

Optional parts:

- F15 Cutting board walnut
- F16 Cutting board oak
- F17 Mobile drainboard
- F14 Multifunctional strainer

finish

code no.

Euro

Chrome

43217000

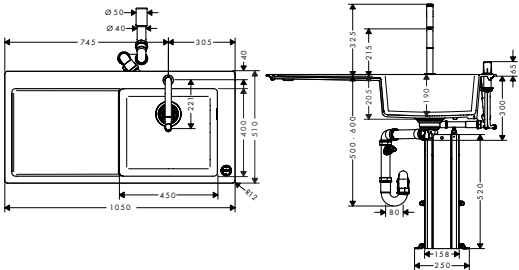
788.50



Stainless Steel
Matt Black

40960000
40961000
40962800
40963000

122.90
92.20
80.00
20.00



NEW

C51-F450-08 Sink combi 450 with drainboard

- consists of: built-in sink, 2-hole single lever kitchen mixer, control unit, hose box, manual waste and overflow set
- for installation in worktops from 20 mm
- material sink: SilicaTec
- number of bowls: 1 main bowl
- with drainage
- tap hole for drilling is predefined (see scale drawing)
- orientation: bowl right
- sink depth: 190 mm
- cut-out dimensions: 1030 x 490 mm
- cabinet size: 60 cm
- type of installation: topmount
- position overflow: on the right side of the bowl
- connection type: G 3/8 connections
- connection dimension: DN15
- flow rate 8 l/ min
- suitable for continuous flow water heaters
- ceramic cartridge
- MagFit magnetic shower support
- integrated non-return valve
- swivel range 150°
- normal spray
- ComfortZone 200
- Select button for a comfortable start/stop of the water flow
- sBox for quiet, smooth and protected hose guidance in the cabinet, under the countertop, with extension length up to 76 cm

Optional parts:

- F15 Cutting board walnut
- F16 Cutting board oak
- F14 Multifunctional strainer

Chrome

43219000


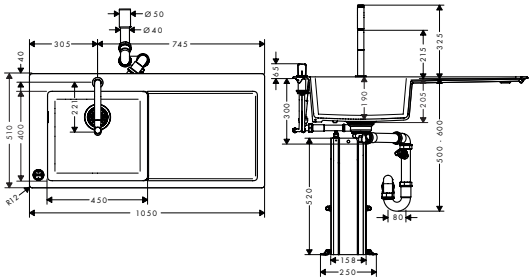





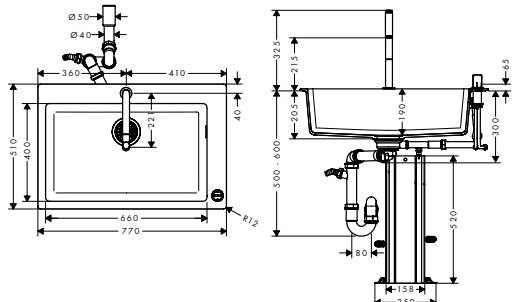




942.10



Matt Black

40960000
40961000
40963000

122.90
92.20
20.00


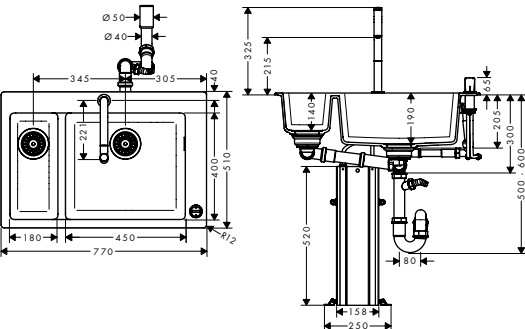





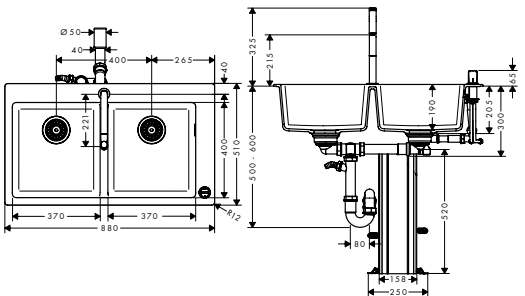




		finish	code no.	Euro
 	C51-F450-12 Sink combi 450 with drainboard <ul style="list-style-type: none"> · consists of: built-in sink, 2-hole single lever kitchen mixer, control unit, hose box, automatic waste and overflow set · material sink: SilicaTec · number of bowls: 1 main bowl · with drainage · tap hole for drilling is predefined (see scale drawing) · orientation: bowl left · sink depth: 190 mm · cut-out dimensions: 1030 x 490 mm · cabinet size: 60 cm · type of installation: topmount · position overflow: on the left side of the bowl · connection type: G 3/8 connections · connection dimension: DN15 · flow rate 8 l/min · suitable for continuous flow water heaters · ceramic cartridge · MagFit magnetic shower support · integrated non-return valve · swivel range 150° · normal spray · ComfortZone 200 · Select button for a comfortable start/stop of the water flow · sBox for quiet, smooth and protected hose guidance in the cabinet, under the countertop, with extension length up to 76 cm 	Chrome	43228000	942.10
		   		
 	C51-F660-07 Sink combi 660 <ul style="list-style-type: none"> · consists of: built-in sink, 2-hole single lever kitchen mixer, control unit, hose box, manual waste and overflow set · material sink: SilicaTec · number of bowls: 1 main bowl · tap hole for drilling is predefined (see scale drawing) · sink depth: 190 mm · cut-out dimensions: 750 x 490 mm · cabinet size: 80 cm · type of installation: topmount · position overflow: on the right side of the bowl · connection type: G 3/8 connections · connection dimension: DN15 · flow rate 8 l/min · suitable for continuous flow water heaters · ceramic cartridge · MagFit magnetic shower support · integrated non-return valve · swivel range 150° · normal spray · ComfortZone 200 · Select button for a comfortable start/stop of the water flow · sBox for quiet, smooth and protected hose guidance in the cabinet, under the countertop, with extension length up to 76 cm 	Chrome	43218000	860.20
		   		
NEW	Optional parts: <ul style="list-style-type: none"> · F15 Cutting board walnut · F16 Cutting board oak · F14 Multifunctional strainer 		40960000	122.90
			40961000	92.20
NEW NEW	Optional parts: <ul style="list-style-type: none"> · F15 Cutting board walnut · F16 Cutting board oak · F17 Mobile drainboard · F14 Multifunctional strainer 		40963000	20.00
		Matt Black	40963000	20.00
NEW NEW	Optional parts: <ul style="list-style-type: none"> · F15 Cutting board walnut · F16 Cutting board oak · F17 Mobile drainboard · F14 Multifunctional strainer 		40960000	122.90
			40961000	92.20
NEW NEW	Optional parts: <ul style="list-style-type: none"> · F15 Cutting board walnut · F16 Cutting board oak · F17 Mobile drainboard · F14 Multifunctional strainer 		40962800	80.00
		Matt Black	40963000	20.00

Measurements within scale drawings are in mm.

Technical specifications and units of measure are subject to change.

Price Book 2019/2020

71

		finish	code no.	Euro	
		Chrome	43220000	880.60	
		   			
		C51-F635-09 Sink combi 180/450 <ul style="list-style-type: none">· consists of: built-in sink, 2-hole single lever kitchen mixer, control unit, hose box, manual waste and overflow set· material sink: SilicaTec· number of bowls: 1 main bowl and 1 additional bowl· tap hole for drilling is predefined (see scale drawing)· sink depth: 190 mm· cut-out dimensions: 750 x 490 mm· cabinet size: 80 cm· type of installation: topmount· position overflow: on the right side of the main bowl· connection type: G 3/8 connections· connection dimension: DN15· flow rate 8 l/ min· suitable for continuous flow water heaters· ceramic cartridge· MagFit magnetic shower support· integrated non-return valve· swivel range 150°· normal spray· ComfortZone 200· Select button for a comfortable start/stop of the water flow· sBox for quiet, smooth and protected hose guidance in the cabinet, under the countertop, with extension length up to 76 cm			
		Optional parts: <ul style="list-style-type: none">· F15 Cutting board walnut· F16 Cutting board oak· F17 Mobile drainboard· F14 Multifunctional strainer			
			40960000	122.90	
			40961000	92.20	
		Stainless Steel	40962800	80.00	
		Matt Black	40963000	20.00	
		Chrome	43221000	942.10	
		   			
		C51-F770-10 Sink combi 370/370 <ul style="list-style-type: none">· consists of: built-in sink, 2-hole single lever kitchen mixer, control unit, hose box, manual waste and overflow set· material sink: SilicaTec· number of bowls: 2 main bowls· tap hole for drilling is predefined (see scale drawing)· sink depth: 190 mm· cut-out dimensions: 860 x 490 mm· cabinet size: 90 cm· type of installation: topmount· position overflow: on the right side of the bowl· connection type: G 3/8 connections· connection dimension: DN15· flow rate 8 l/ min· suitable for continuous flow water heaters· ceramic cartridge· MagFit magnetic shower support· integrated non-return valve· swivel range 150°· normal spray· ComfortZone 200· Select button for a comfortable start/stop of the water flow· sBox for quiet, smooth and protected hose guidance in the cabinet, under the countertop, with extension length up to 76 cm			
		Optional parts: <ul style="list-style-type: none">· F15 Cutting board walnut· F16 Cutting board oak· F17 Mobile drainboard· F14 Multifunctional strainer			
			40960000	122.90	
			40961000	92.20	
		Stainless Steel	40962800	80.00	
		Matt Black	40963000	20.00	

hansgrohe sinks

The stainless steel sinks at a glance

With a choice of bowl shapes including small, elongated or double, there is plenty of freedom to design a completely individual kitchen. Having the drainer on the left gives an option to extend the working area. The larger


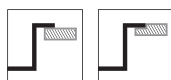
bowls are ideal for filling and cleaning bulky items while a double sink makes it possible to carry out several tasks at the same time. As every hansgrohe stainless steel sink can be fitted with any kitchen mixer and offers a number of

installation options, the kitchen can be designed to meet the customer's every preference.

60 cm



60 cm



S711-F450

Built-in sink 450

43301, -800, with tap hole drilling

S712-F450

43305, -800, with 2 tap holes drillings



S715-F450

Built-in sink 450 with drainer

43306, -800, with tap hole drilling

S716-F450 (Drainer right, not shown)

43331, -800, with tap hole drilling

S717-F450

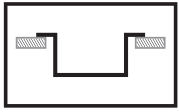
43307, -800, with 2 tap holes drillings

S718-F450 (Drainer right, not shown)

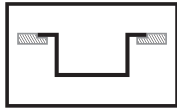
43332, -800, with 2 tap holes drillings

Installation options

All stainless steel sinks can be top-mounted or flush-fit in the worktop. An additional installation option is undermount sinks.



Surface-mounted installation



Flush-mounted installation

50 cm / 60 cm / 80 cm / 90 cm

Base cabinet

Optional accessories

F10

Fixation bracket set 16 pieces for 10–35 mm worktops
40950000

F11

Fixation bracket set 16 pieces for 30–55 mm worktops
40951000

A10

Drain cover
40952800



80 cm 



S711-F660

Built-in sink 660
43302, -800, with tap hole drilling

S712-F660

43308, -800, with 2 tap holes drillings

80 cm 



S711-F655

Built-in sink 180/450
43309, -800, with tap hole drilling

S712-F655

43310, -800, with 2 tap holes drillings

90 cm 



S711-F765

Built-in sink 370/370
43303, -800, with tap hole drilling

S712-F765

43311, -800, with 2 tap holes drillings

hansgrohe sinks

The SilicaTec sinks at a glance

With a choice of bowl shapes including small, elongated or double, there is plenty of freedom to design a completely individual kitchen. Having the drainer on the left gives an option to extend the working area. The larger

bowls are ideal for filling and cleaning bulky items. And a double sink makes it possible to carry out several tasks at the same time. As every hansgrohe SilicaTec sink can be fitted with any kitchen mixer, and is available in three co-

lours with a several installation options, the kitchen can be designed to meet the customer's every preference.

60 cm 

60 cm 



S510-F450

Built-in sink 450
43312, -170, -290, -380

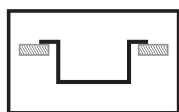


S514-F450

Built-in sink 450 with drainer
43314, -170, -290, -380

Installation options

All SilicaTec sinks can be top-mounted. An additional installation option is undermount sinks.



Surface-mounted installation



-170
graphite black



-290
stone grey



-380
concrete grey


80 cm



80 cm



90 cm



S510-F660

Built-in sink 660
43313, -170, -290, -380



S510-F635

Built-in sink 180/450
43315, -170, -290, -380


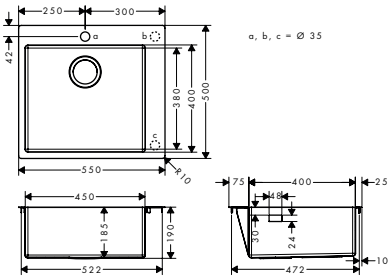

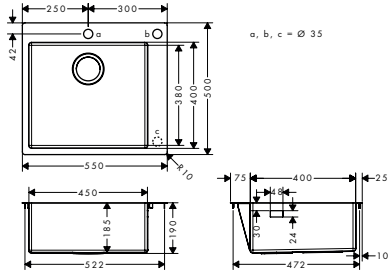

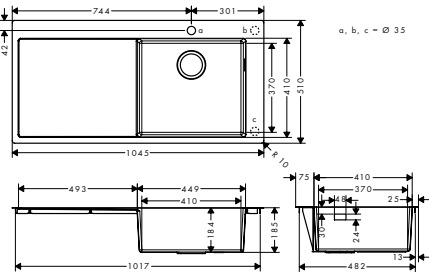

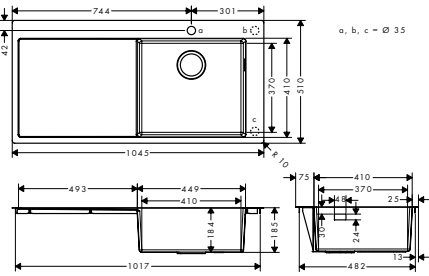


S510-F770

Built-in sink 370/370
43316, -170, -290, -380

Sinks


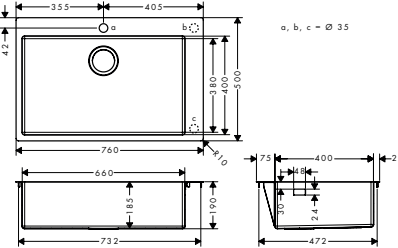

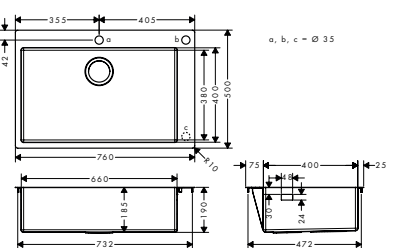

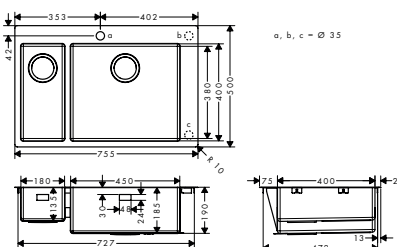
Stainless steel built-in sinks

		finish	code no.	Euro
 	S711-F450 Built-in sink 450	Stainless Steel	43301800	611.10
	<ul style="list-style-type: none"> material: stainless steel number of bowls: 1 main bowl predrilled tap hole sink depth: 190 mm cut-out dimensions: 530 x 480 mm cabinet size: 60 cm type of installation: flat on the countertop (self-rimming) or flush-mount installation position overflow: on the right side of the bowl tap ledge reinforcing for a tight and stable seating of the kitchen mixer corner radius: 10 mm 			
	Required parts:	Stainless Steel	43921800	24.70
	<ul style="list-style-type: none"> D14-10 Manual waste and overflow set for single bowl 			
 	S712-F450 Built-in sink 450	Stainless Steel	43305800	611.10
	<ul style="list-style-type: none"> material: stainless steel number of bowls: 1 main bowl tap hole and hole for pop-up waste control are pre-drilled sink depth: 190 mm cut-out dimensions: 530 x 480 mm cabinet size: 60 cm type of installation: flat on the countertop (self-rimming) or flush-mount installation position overflow: on the right side of the bowl tap ledge reinforcing for a tight and stable seating of the kitchen mixer corner radius: 10 mm 			
	Required parts:	Stainless Steel	43931800	43.20
	<ul style="list-style-type: none"> D14-11 Automatic waste and overflow set for single bowl 			
 	S715-F450 Built-in sink 450 with drainboard	Stainless Steel	43306800	870.40
	<ul style="list-style-type: none"> for installation in worktops from 25 mm material: stainless steel number of bowls: 1 main bowl with drainage predrilled tap hole orientation: bowl right sink depth: 190 mm cut-out dimensions: 1025 x 490 mm cabinet size: 60 cm type of installation: flat on the countertop (self-rimming) or flush-mount installation position overflow: on the right side of the bowl tap ledge reinforcing for a tight and stable seating of the kitchen mixer corner radius: 10 mm 			
	Required parts:	Stainless Steel	43921800	24.70
	<ul style="list-style-type: none"> D14-10 Manual waste and overflow set for single bowl 			
 	Optional parts:	Matt Black	40963000	20.00
	<ul style="list-style-type: none"> F14 Multifunctional strainer 			


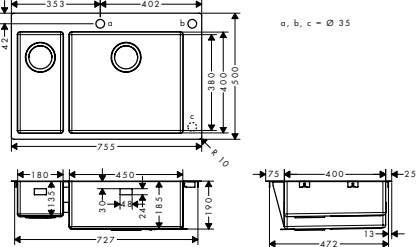

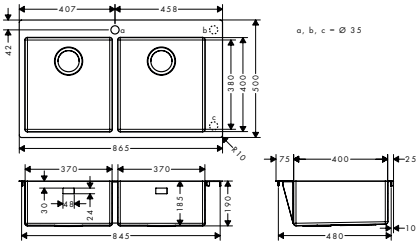

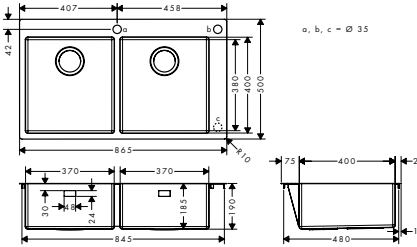

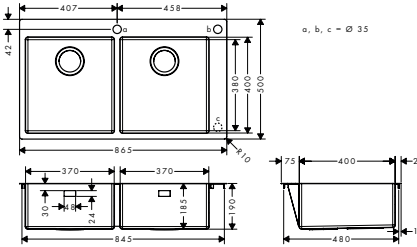
Measurements within scale drawings are in mm.

79

Sinks

		finish	code no.	Euro
 	S711-F660 Built-in sink 660	Stainless Steel	43302800	663.90
	<ul style="list-style-type: none"> material: stainless steel number of bowls: 1 main bowl predrilled tap hole sink depth: 190 mm cut-out dimensions: 740 x 480 mm cabinet size: 80 cm type of installation: flat on the countertop (self-rimming) or flush-mount installation position overflow: on the right side of the bowl tap ledge reinforcing for a tight and stable seating of the kitchen mixer corner radius: 10 mm 			
	Required parts:	Stainless Steel	43921800	24.70
	Optional parts: <ul style="list-style-type: none"> F15 Cutting board walnut F16 Cutting board oak F17 Mobile drainboard F14 Multifunctional strainer 		40960000 40961000 40962800 40963000	122.90 92.20 80.00 20.00
 	S712-F660 Built-in sink 660	Stainless Steel	43308800	663.90
	<ul style="list-style-type: none"> material: stainless steel number of bowls: 1 main bowl tap hole and hole for pop-up waste control are pre-drilled sink depth: 190 mm cut-out dimensions: 740 x 480 mm cabinet size: 80 cm type of installation: flat on the countertop (self-rimming) or flush-mount installation position overflow: on the right side of the bowl tap ledge reinforcing for a tight and stable seating of the kitchen mixer corner radius: 10 mm 			
	Required parts:	Stainless Steel	43931800	43.20
	Optional parts: <ul style="list-style-type: none"> F15 Cutting board walnut F16 Cutting board oak F17 Mobile drainboard F14 Multifunctional strainer 		40960000 40961000 40962800 40963000	122.90 92.20 80.00 20.00
 	S711-F655 Built-in sink 180/450	Stainless Steel	43309800	1,032.60
	<ul style="list-style-type: none"> material: stainless steel number of bowls: 1 main bowl and 1 additional bowl predrilled tap hole sink depth: 190 mm cut-out dimensions: 735 x 480 mm cabinet size: 80 cm type of installation: flat on the countertop (self-rimming) or flush-mount installation position overflow: on the right side of the main bowl tap ledge reinforcing for a tight and stable seating of the kitchen mixer corner radius: 10 mm 			
	Required parts:	Stainless Steel	43922800	41.20
	Optional parts: <ul style="list-style-type: none"> F15 Cutting board walnut F16 Cutting board oak F17 Mobile drainboard F14 Multifunctional strainer 		40960000 40961000 40962800 40963000	122.90 92.20 80.00 20.00

Measurements within scale drawings are in mm.

		finish	code no.	Euro
 	S712-F655 Built-in sink 180/450	Stainless Steel	43310800	1,032.60
	<ul style="list-style-type: none"> material: stainless steel number of bowls: 1 main bowl and 1 additional bowl tap hole and hole for pop-up waste control are pre-drilled sink depth: 190 mm cut-out dimensions: 735 x 480 mm cabinet size: 80 cm type of installation: flat on the countertop (self-rimming) or flush-mount installation position overflow: on the right side of the main bowl tap ledge reinforcing for a tight and stable seating of the kitchen mixer corner radius: 10 mm 			
	Required parts:	Stainless Steel	43932800	66.90
	<ul style="list-style-type: none"> D15-11 Automatic waste and overflow set for double bowl 			
 	S711-F765 Built-in sink 370/370	Stainless Steel	43303800	1,138.00
	<ul style="list-style-type: none"> material: stainless steel number of bowls: 2 main bowls predrilled tap hole sink depth: 190 mm cut-out dimensions: 845 x 480 mm cabinet size: 90 cm type of installation: flat on the countertop (self-rimming) or flush-mount installation tap ledge reinforcing for a tight and stable seating of the kitchen mixer corner radius: 10 mm 			
	Required parts:	Stainless Steel	43922800	41.20
	<ul style="list-style-type: none"> D15-10 Manual waste and overflow set for double bowl 			
 	S712-F765 Built-in sink 370/370	Stainless Steel	43311800	1,138.00
	<ul style="list-style-type: none"> material: stainless steel number of bowls: 2 main bowls tap hole and hole for pop-up waste control are pre-drilled sink depth: 190 mm cut-out dimensions: 845 x 480 mm cabinet size: 90 cm type of installation: flat on the countertop (self-rimming) or flush-mount installation tap ledge reinforcing for a tight and stable seating of the kitchen mixer corner radius: 10 mm 			
	Required parts:	Stainless Steel	43932800	66.90
	<ul style="list-style-type: none"> D15-11 Automatic waste and overflow set for double bowl 			
 	Optional parts:			
	<ul style="list-style-type: none"> F15 Cutting board walnut F16 Cutting board oak F17 Mobile drainboard F14 Multifunctional strainer 	Stainless Steel	40960000	122.90
			40961000	92.20
		Stainless Steel	40962800	80.00
		Matt Black	40963000	20.00

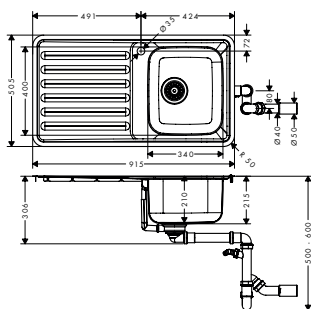
Measurements within scale drawings are in mm.

Technical specifications and units of measure are subject to change.

Sinks

S41 stainless steel built-in sinks

NEW



S4111-F340 Built-in sink 340/400 with drainboard

- Manual waste set included
- material: stainless steel
- number of bowls: 1 main bowl
- with drainage
- tap hole for drilling is predefined (see scale drawing)
- orientation: reversible
- cut-out dimensions: 895 x 485 mm
- cabinet size: 45 cm
- type of installation: flat on the countertop (self-rimming) or flush-mount installation
- position overflow: on the side of the bowl under drainboard
- tap ledge reinforcing for a tight and stable seating of the kitchen mixer
- corner radius: 70 mm

finish

Stainless Steel

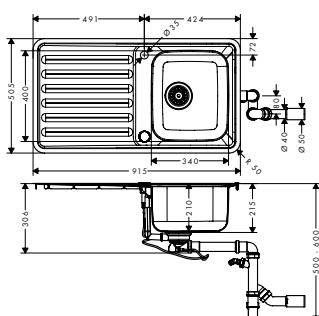
code no.

43340800

Euro

320.00

NEW



S4113-F340 Built-in sink 340/400 with drainboard

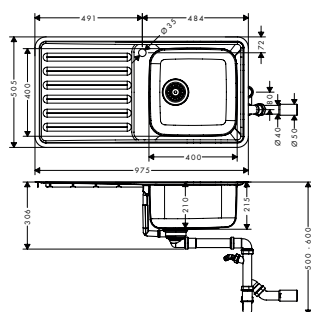
- Automatic waste set included
- material: stainless steel
- number of bowls: 1 main bowl
- with drainage
- tap hole and hole for pop-up waste control are pre-drilled
- orientation: reversible
- cut-out dimensions: 895 x 485 mm
- cabinet size: 45 cm
- type of installation: flat on the countertop (self-rimming) or flush-mount installation
- position overflow: on the side of the bowl under drainboard
- tap ledge reinforcing for a tight and stable seating of the kitchen mixer
- corner radius: 70 mm

Stainless Steel

43337800

340.00

NEW



S4111-F400 Built-in sink 400/400 with drainboard

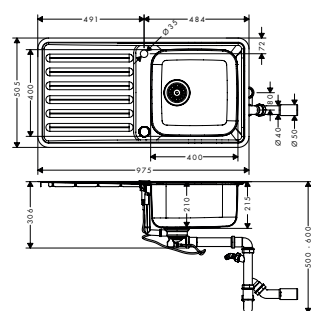
- Manual waste set included
- material: stainless steel
- number of bowls: 1 main bowl
- with drainage
- tap hole for drilling is predefined (see scale drawing)
- orientation: reversible
- cut-out dimensions: 955 x 485 mm
- cabinet size: 50 cm
- type of installation: flat on the countertop (self-rimming) or flush-mount installation
- position overflow: on the side of the bowl under drainboard
- tap ledge reinforcing for a tight and stable seating of the kitchen mixer
- corner radius: 70 mm

Stainless Steel

43341800

340.00

NEW



S4113-F400 Built-in sink 400/400 with drainboard

- Automatic waste set included
- material: stainless steel
- number of bowls: 1 main bowl
- with drainage
- tap hole and hole for pop-up waste control are pre-drilled
- orientation: reversible
- cut-out dimensions: 955 x 485 mm
- cabinet size: 50 cm
- type of installation: flat on the countertop (self-rimming) or flush-mount installation
- position overflow: on the side of the bowl under drainboard
- tap ledge reinforcing for a tight and stable seating of the kitchen mixer
- corner radius: 70 mm

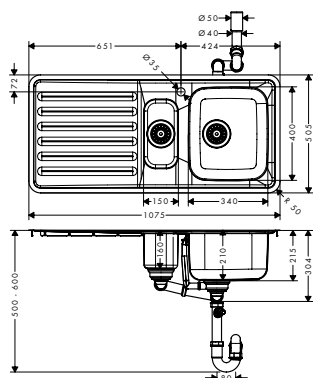
Stainless Steel

43338800

360.00

Measurements within scale drawings are in mm.

NEW


**S4111-F540 Built-in sink
340/150/400 with drainboard**

- Manual waste set included
- material: stainless steel
- number of bowls: 1 main bowl and 1 additional bowl
- with drainage
- tap hole for drilling is predefined (see scale drawing)
- orientation: reversible
- cut-out dimensions: 1055 x 485 mm
- cabinet size: 60 cm
- type of installation: flat on the countertop (self-rimming) or flush-mount installation
- position overflow: on the side of the bowl under drainboard
- tap ledge reinforcing for a tight and stable seating of the kitchen mixer
- corner radius: 70 mm

finish

Stainless Steel

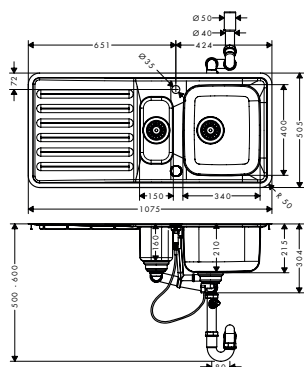
code no.

43342800

Euro

390.00

NEW


**S4113-F540 Built-in sink
340/150/400 with drainboard**

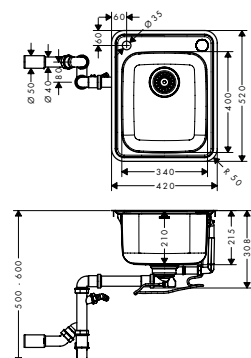
- Automatic waste set included
- material: stainless steel
- number of bowls: 1 main bowl and 1 additional bowl
- with drainage
- tap hole and hole for pop-up waste control are pre-drilled
- orientation: reversible
- cut-out dimensions: 1055 x 485 mm
- cabinet size: 60 cm
- type of installation: flat on the countertop (self-rimming) or flush-mount installation
- position overflow: on the side of the bowl under drainboard
- tap ledge reinforcing for a tight and stable seating of the kitchen mixer
- corner radius: 70 mm

Stainless Steel

43339800

410.00

NEW


S412-F340 Built-in sink 340/400


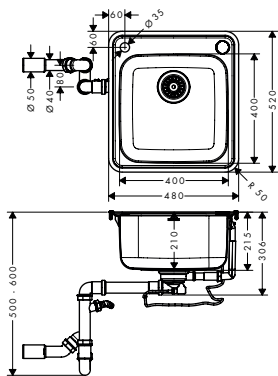

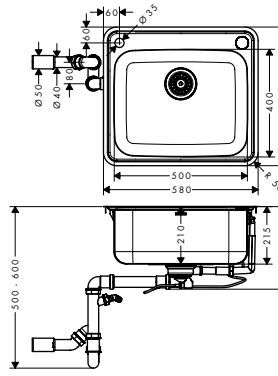

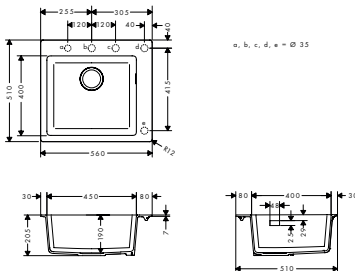
- Automatic waste set included
- material: stainless steel
- number of bowls: 1 main bowl
- tap hole and hole for pop-up waste control are pre-drilled
- cut-out dimensions: 410 x 510 mm
- cabinet size: 45 cm
- type of installation: flat on the countertop (self-rimming) or flush-mount installation
- position overflow: on the side of the bowl
- tap ledge reinforcing for a tight and stable seating of the kitchen mixer
- corner radius: 70 mm

Stainless Steel

43334800


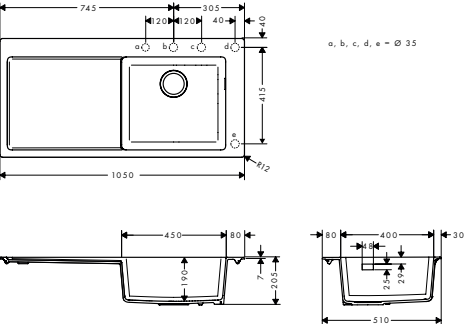

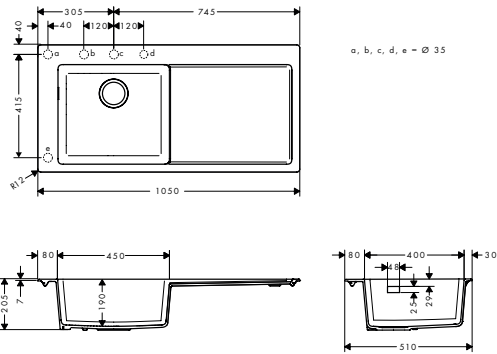
240.00

Sinks

		finish	code no.	Euro
<div><div>NEW</div></div> <div></div>	<div>S412-F400 Built-in sink 400/400<ul style="list-style-type: none">Automatic waste set includedmaterial: stainless steelnumber of bowls: 1 main bowltap hole and hole for pop-up waste control are pre-drilledcut-out dimensions: 470 x 510 mmcabinet size: 50 cmtype of installation: flat on the countertop (self-rimming) or flush-mount installationposition overflow: on the side of the bowltap ledge reinforcing for a tight and stable seating of the kitchen mixercorner radius: 70 mm</div>	Stainless Steel	43335800	250.00
<div><div>NEW</div></div> <div></div>	<div>S412-F500 Built-in sink 500/400<ul style="list-style-type: none">Automatic waste set includedmaterial: stainless steelnumber of bowls: 1 main bowltap hole and hole for pop-up waste control are pre-drilledcut-out dimensions: 570 x 510 mmcabinet size: 60 cmtype of installation: flat on the countertop (self-rimming) or flush-mount installationposition overflow: on the side of the bowltap ledge reinforcing for a tight and stable seating of the kitchen mixercorner radius: 70 mm</div>	Stainless Steel	43336800	260.00
SilicaTec built-in sinks				
<div></div> <div></div>	<div>S510-F450 Built-in sink 450<ul style="list-style-type: none">material: SilicaTecnumber of bowls: 1 main bowltap hole for drilling is predefined (see scale drawing)sink depth: 190 mmcut-out dimensions: 540 x 490 mmcabinet size: 60 cmtype of installation: topmountposition overflow: on the right side of the bowl</div>	Graphiteblack Stonegrey Concretegrey	43312170 43312290 43312380	288.80 288.80 288.80
	<div>Required parts (choose one)<ul style="list-style-type: none">D16-10 Manual waste and overflow set for single bowl graniteD16-11 Automatic waste and overflow set for single bowl graniteD16-12 Automatic waste and overflow set for single bowl granite Select</div>	Chrome	43927000	24.60
		Chrome	43937000	43.00
		Chrome	43947000	29.70
	<div>Optional parts:<ul style="list-style-type: none">F15 Cutting board walnutF16 Cutting board oakF17 Mobile drainboardF14 Multifunctional strainer</div>		40960000 40961000 40962800 40963000	122.90 92.20 80.00 20.00
	<div>NEW NEW</div>	Stainless Steel Matt Black		

Measurements within scale drawings are in mm.

Technical specifications and units of measure are subject to change.

		finish	code no.	Euro
 	S514-F450 Built-in sink 450 with drainboard <ul style="list-style-type: none"> · for installation in worktops from 20 mm · material: SilicaTec · number of bowls: 1 main bowl · with drainage · tap hole for drilling is predefined (see scale drawing) · orientation: bowl right · sink depth: 190 mm · cut-out dimensions: 1030 x 490 mm · cabinet size: 60 cm · type of installation: topmount · position overflow: on the right side of the bowl 	Graphiteblack	43314170	448.50
		Stonegrey	43314290	448.50
		Concretegrey	43314380	448.50
Required parts (choose one) <ul style="list-style-type: none"> · D16-10 Manual waste and overflow set for single bowl granite · D16-11 Automatic waste and overflow set for single bowl granite · D16-12 Automatic waste and overflow set for single bowl granite Select 	Optional parts: <ul style="list-style-type: none"> · F15 Cutting board walnut · F16 Cutting board oak · F14 Multifunctional strainer 	Chrome	43927000	24.60
		Chrome	43937000	43.00
		Chrome	43947000	29.70
		Matt Black	40960000	122.90
 	S5110-F450 Built-in sink 450 with drainboard <ul style="list-style-type: none"> · for installation in worktops from 20 mm · material: SilicaTec · number of bowls: 1 main bowl · with drainage · tap hole for drilling is predefined (see scale drawing) · orientation: bowl left · sink depth: 190 mm · cut-out dimensions: 1030 x 490 mm · cabinet size: 60 cm · type of installation: topmount · position overflow: on the left side of the bowl 	Graphiteblack	43330170	448.50
		Stonegrey	43330290	448.50
		Concretegrey	43330380	448.50
Required parts (choose one) <ul style="list-style-type: none"> · D16-10 Manual waste and overflow set for single bowl granite · D16-11 Automatic waste and overflow set for single bowl granite · D16-12 Automatic waste and overflow set for single bowl granite Select 	Optional parts: <ul style="list-style-type: none"> · F15 Cutting board walnut · F16 Cutting board oak · F14 Multifunctional strainer 	Chrome	43927000	24.60
		Chrome	43937000	43.00
		Chrome	43947000	29.70
		Matt Black	40960000	122.90


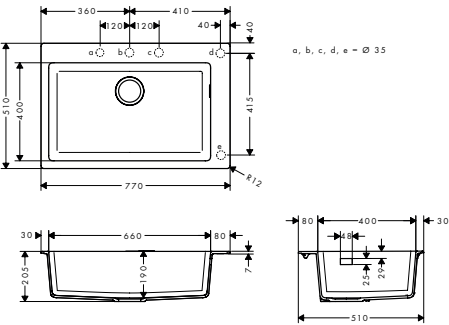


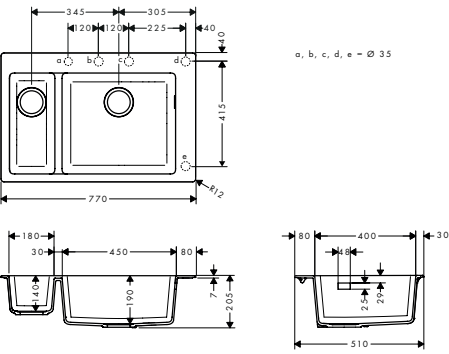


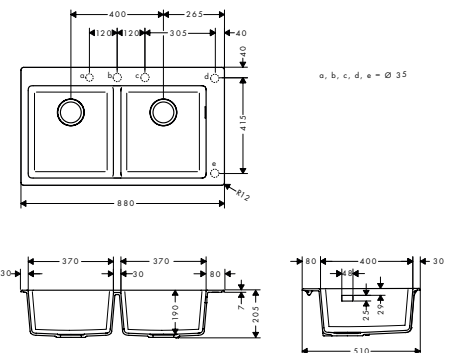

Measurements within scale drawings are in mm.

Technical specifications and units of measure are subject to change.

Price Book 2019/2020

85

Sinks

		finish	code no.	Euro
  	S510-F660 Built-in sink 660 <ul style="list-style-type: none"> material: SilicaTec number of bowls: 1 main bowl tap hole for drilling is predefined (see scale drawing) sink depth: 190 mm cut-out dimensions: 750 x 490 mm cabinet size: 80 cm type of installation: topmount position overflow: on the right side of the bowl 	Graphiteblack Stonegrey Concretegrey	43313170 43313290 43313380	368.60 368.60 368.60
	Required parts (choose one) <ul style="list-style-type: none"> D16-10 Manual waste and overflow set for single bowl granite D16-11 Automatic waste and overflow set for single bowl granite D16-12 Automatic waste and overflow set for single bowl granite Select 	Chrome Chrome Chrome	43927000 43937000 43947000	24.60 43.00 29.70
	Optional parts: <ul style="list-style-type: none"> F15 Cutting board walnut F16 Cutting board oak F17 Mobile drainboard F14 Multifunctional strainer 	 Stainless Steel Matt Black	40960000 40961000 40962800 40963000	122.90 92.20 80.00 20.00
  	S510-F635 Built-in sink 180/450 <ul style="list-style-type: none"> material: SilicaTec number of bowls: 1 main bowl and 1 additional bowl tap hole for drilling is predefined (see scale drawing) sink depth: 190 mm cut-out dimensions: 750 x 490 mm cabinet size: 80 cm type of installation: topmount position overflow: on the right side of the main bowl 	Graphiteblack Stonegrey Concretegrey	43315170 43315290 43315380	368.60 368.60 368.60
	Required parts (choose one) <ul style="list-style-type: none"> D17-10 Manual waste and overflow set for double bowl granite D17-11 Automatic waste and overflow set for double bowl granite D17-12 Automatic waste and overflow set for double bowl granite Select 	Chrome Chrome Chrome	43928000 43938000 43948000	41.00 66.60 47.10
	Optional parts: <ul style="list-style-type: none"> F15 Cutting board walnut F16 Cutting board oak F17 Mobile drainboard F14 Multifunctional strainer 	 Stainless Steel Matt Black	40960000 40961000 40962800 40963000	122.90 92.20 80.00 20.00
  	S510-F770 Built-in sink 370/370 <ul style="list-style-type: none"> material: SilicaTec number of bowls: 2 main bowls tap hole for drilling is predefined (see scale drawing) sink depth: 190 mm cut-out dimensions: 860 x 490 mm cabinet size: 90 cm type of installation: topmount position overflow: on the right side of the bowl 	Graphiteblack Stonegrey Concretegrey	43316170 43316290 43316380	430.10 430.10 430.10
	Required parts (choose one) <ul style="list-style-type: none"> D17-10 Manual waste and overflow set for double bowl granite D17-11 Automatic waste and overflow set for double bowl granite D17-12 Automatic waste and overflow set for double bowl granite Select 	Chrome Chrome Chrome	43928000 43938000 43948000	41.00 66.60 47.10
	Optional parts: <ul style="list-style-type: none"> F15 Cutting board walnut F16 Cutting board oak F17 Mobile drainboard F14 Multifunctional strainer 	 Stainless Steel Matt Black	40960000 40961000 40962800 40963000	122.90 92.20 80.00 20.00

Measurements within scale drawings are in mm.

hansgrohe under-mounted sinks

Stainless steel under-mounted sinks at a glance

With a choice of bowl shapes including small, elongated or double, there is plenty of freedom to design a completely individual kitchen. The larger bowls are ideal for filling and

cleaning bulky items while a double sink makes it possible to carry out several tasks at the same time. As every hansgrohe under-mounted sink in stainless steel can be fitted with any kitchen

mixer, the kitchen can be designed to meet the customer's every preference.

50 cm



S719-U400
Undermount sink 400
43425, -800

60 cm



S719-U450
Undermount sink 450
43426, -800

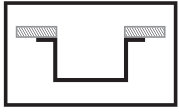
60 cm



S719-U500
Undermount sink 500
43427, -800

Undermount versions

All undermount sinks are attached to the worktop from below.



Undermounted

80 cm 



S719-U660
Undermount sink 660
43428, -800

80 cm 



S719-U655
Undermount sink 180/450
43429, -800

90 cm 



S719-U765
Undermount sink 370/370
43430, -800

hangrohe under-mounted sinks

SilicaTec under-mounted sinks at a glance

With a choice of bowl shapes including small, elongated or double, there is plenty of freedom to design a completely individual kitchen. The larger bowls are ideal for filling and

cleaning bulky items while a double sink makes it possible to carry out several tasks at the same time. Available in three colours, hangrohe under-mounted sinks in SilicaTec can be fitted with

any kitchen mixer so the kitchen can be designed to meet the customer's every preference.


60 cm



S510-U450

Undermount sink 450
43431, -170, -290, -380

80 cm



S510-U660

Undermount sink 660
43432, -170, -290, -380

80 cm

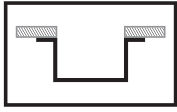


S510-U635

Undermount sink 180/450
43433, -170, -290, -380

Undermount versions

All undermount sinks are attached to the worktop from below.




Undermounted



-170
graphite black



-290
stone grey



-380
concrete grey


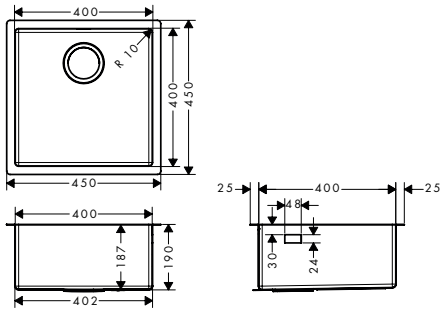

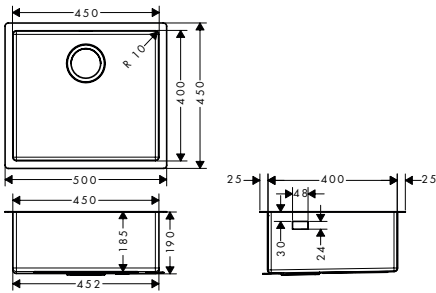
90 cm 




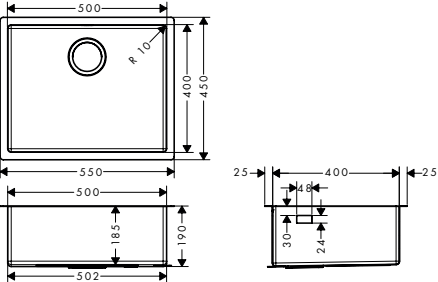

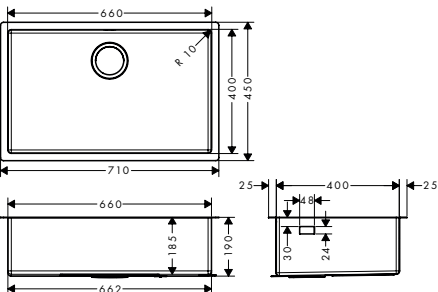
S510-U770

Undermount sink 370/370
43434, -170, -290, -380


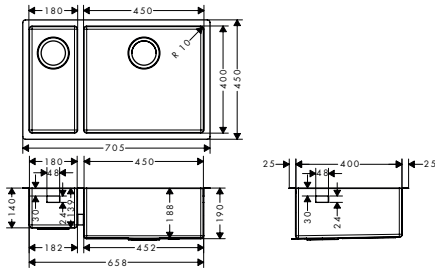
Sinks

Stainless steel undermount sinks		finish	code no.	Euro
 	S719-U400 Under-mount sink 400	Stainless Steel	43425800	421.50
	<ul style="list-style-type: none"> material: stainless steel number of bowls: 1 main bowl sink depth: 190 mm cut-out dimensions: 398 x 398 mm cabinet size: 50 cm type of installation: undermount position overflow: on the right side of the bowl corner radius: 10 mm waste set not included - please order one waste set from the optional parts 			
	Required parts (choose one)			
	NEW D14-12 Automatic waste and overflow set for single bowl Select	Stainless Steel	43941800	29.80
	NEW D14-11 Automatic waste and overflow set for single bowl	Stainless Steel	43931800	43.20
	NEW D14-10 Manual waste and overflow set for single bowl	Stainless Steel	43921800	24.70
	Optional parts:			
	F15 Cutting board walnut		40960000	122.90
	F16 Cutting board oak		40961000	92.20
	NEW F17 Mobile drainboard	Stainless Steel	40962800	80.00
	NEW F14 Multifunctional strainer	Matt Black	40963000	20.00
 	S719-U450 Under-mount sink 450	Stainless Steel	43426800	453.10
	<ul style="list-style-type: none"> material: stainless steel number of bowls: 1 main bowl sink depth: 190 mm cut-out dimensions: 448 x 398 mm cabinet size: 60 cm type of installation: undermount position overflow: on the right side of the bowl corner radius: 10 mm waste set not included - please order one waste set from the optional parts 			
	Required parts (choose one)			
	NEW D14-10 Manual waste and overflow set for single bowl	Stainless Steel	43921800	24.70
	NEW D14-11 Automatic waste and overflow set for single bowl	Stainless Steel	43931800	43.20
	NEW D14-12 Automatic waste and overflow set for single bowl Select	Stainless Steel	43941800	29.80
	Optional parts:			
	F15 Cutting board walnut		40960000	122.90
	F16 Cutting board oak		40961000	92.20
	NEW F17 Mobile drainboard	Stainless Steel	40962800	80.00
	NEW F14 Multifunctional strainer	Matt Black	40963000	20.00

Measurements within scale drawings are in mm.

		finish	code no.	Euro
 	S719-U500 Under-mount sink 500	Stainless Steel	43427800	474.20
	<ul style="list-style-type: none"> · please note, when installing in a 60 cm sink cabinet the side panel must be cut out · material: stainless steel · number of bowls: 1 main bowl · sink depth: 190 mm · cut-out dimensions: 498 x 398 mm · cabinet size: 60 cm · type of installation: undermount · position overflow: on the right side of the bowl · corner radius: 10 mm · waste set not included - please order one waste set from the optional parts 			
	Required parts (choose one)			
	· D14-10 Manual waste and overflow set for single bowl	Stainless Steel	43921800	24.70
	· D14-11 Automatic waste and overflow set for single bowl	Stainless Steel	43931800	43.20
	· D14-12 Automatic waste and overflow set for single bowl Select	Stainless Steel	43941800	29.80
	Optional parts:			
	· F15 Cutting board walnut		40960000	122.90
	· F16 Cutting board oak		40961000	92.20
	· F17 Mobile drainboard	Stainless Steel	40962800	80.00
	· F14 Multifunctional strainer	Matt Black	40963000	20.00
 	S719-U660 Under-mount sink 660	Stainless Steel	43428800	495.20
	<ul style="list-style-type: none"> · material: stainless steel · number of bowls: 1 main bowl · sink depth: 190 mm · cut-out dimensions: 658 x 398 mm · cabinet size: 80 cm · type of installation: undermount · position overflow: on the right side of the bowl · corner radius: 10 mm · waste set not included - please order one waste set from the optional parts 			
	Required parts (choose one)			
	· D14-10 Manual waste and overflow set for single bowl	Stainless Steel	43921800	24.70
	· D14-11 Automatic waste and overflow set for single bowl	Stainless Steel	43931800	43.20
	· D14-12 Automatic waste and overflow set for single bowl Select	Stainless Steel	43941800	29.80
	Optional parts:			
	· F15 Cutting board walnut		40960000	122.90
	· F16 Cutting board oak		40961000	92.20
	· F17 Mobile drainboard	Stainless Steel	40962800	80.00
	· F14 Multifunctional strainer	Matt Black	40963000	20.00

Sinks

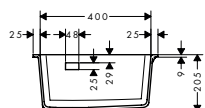
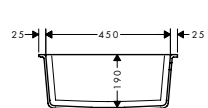
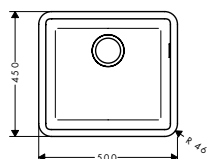
		finish	code no.	Euro	
 	S719-U655 Under-mount sink 180/450		Stainless Steel	43429800	832.40
	<ul style="list-style-type: none">material: stainless steelnumber of bowls: 1 main bowl and 1 additional bowlsink depth: 190 mmcut-out dimensions: 653 x 398 mmcabinet size: 80 cmtype of installation: undermountposition overflow: on the right side of the main bowlcorner radius: 10 mmwaste set not included - please order one waste set from the optional parts				
	Required parts (choose one)				
	NEW NEW NEW	D15-10 Manual waste and overflow set for double bowl	Stainless Steel	43922800	41.20
		D15-11 Automatic waste and overflow set for double bowl	Stainless Steel	43932800	66.90
		D15-12 Automatic waste and overflow set for double bowl Select	Stainless Steel	43942800	47.30
	Optional parts:				
	NEW NEW	F15 Cutting board walnut		40960000	122.90
		F16 Cutting board oak		40961000	92.20
		F17 Mobile drainboard	Stainless Steel	40962800	80.00
		F14 Multifunctional strainer	Matt Black	40963000	20.00

	S719-U765 Under-mount sink 370/370		Stainless Steel	43430800	906.10
- material: stainless steel - number of bowls: 2 main bowls - sink depth: 190 mm - cut-out dimensions: 763 x 398 mm - cabinet size: 90 cm - type of installation: undermount - corner radius: 10 mm - waste set not included - please order one waste set from the optional parts					
Required parts (choose one)					
NEW **NEW** **NEW**	D15-10 Manual waste and overflow set for double bowl	Stainless Steel	43922800	41.20	
D15-11 Automatic waste and overflow set for double bowl	Stainless Steel	43932800	66.90		
D15-12 Automatic waste and overflow set for double bowl Select	Stainless Steel	43942800	47.30		
Optional parts:					
NEW **NEW**	F15 Cutting board walnut		40960000	122.90	
F16 Cutting board oak		40961000	92.20		
F14 Multifunctional strainer	Matt Black	40963000	20.00		
F17 Mobile drainboard	Stainless Steel	40962800	80.00		

Measurements within scale drawings are in mm.

Technical specifications and units of measure are subject to change.

SilicaTec undermount sinks

NEW
NEW**S510-U450 Under-mount sink 450**

- material: SilicaTec
- number of bowls: 1 main bowl
- sink depth: 190 mm
- cut-out dimensions: 448 x 398 mm
- cabinet size: 60 cm
- type of installation: undermount
- position overflow: on the right side of the bowl

finish

code no.

Euro

Graphiteblack

43431170

355.30

Stonegrey

43431290

355.30

Concretegrey

43431380

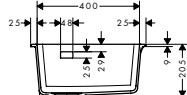
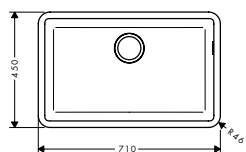

355.30

Required parts (choose one)

- | | | | |
|--|--------|----------|-------|
| · D16-10 Manual waste and overflow set for single bowl granite | Chrome | 43927000 | 24.60 |
| · D16-11 Automatic waste and overflow set for single bowl granite | Chrome | 43937000 | 43.00 |
| · D16-12 Automatic waste and overflow set for single bowl granite Select | Chrome | 43947000 | 29.70 |

Optional parts:

- | | | | |
|--------------------------------|-----------------|----------|--------|
| · F15 Cutting board walnut | | 40960000 | 122.90 |
| · F16 Cutting board oak | | 40961000 | 92.20 |
| · F17 Mobile drainboard | Stainless Steel | 40962800 | 80.00 |
| · F14 Multifunctional strainer | Matt Black | 40963000 | 20.00 |

NEW
NEW**S510-U660 Under-mount sink 660**

- material: SilicaTec
- number of bowls: 1 main bowl
- sink depth: 190 mm
- cut-out dimensions: 658 x 398 mm
- cabinet size: 80 cm
- type of installation: undermount
- position overflow: on the right side of the bowl

Graphiteblack

43432170

435.20

Stonegrey

43432290

435.20

Concretegrey

43432380

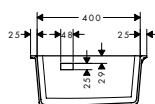
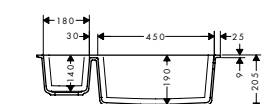
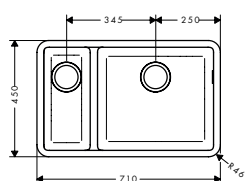
435.20

Required parts (choose one)

- | | | | |
|--|--------|----------|-------|
| · D16-10 Manual waste and overflow set for single bowl granite | Chrome | 43927000 | 24.60 |
| · D16-11 Automatic waste and overflow set for single bowl granite | Chrome | 43937000 | 43.00 |
| · D16-12 Automatic waste and overflow set for single bowl granite Select | Chrome | 43947000 | 29.70 |

Optional parts:

- | | | | |
|--------------------------------|-----------------|----------|--------|
| · F15 Cutting board walnut | | 40960000 | 122.90 |
| · F16 Cutting board oak | | 40961000 | 92.20 |
| · F17 Mobile drainboard | Stainless Steel | 40962800 | 80.00 |
| · F14 Multifunctional strainer | Matt Black | 40963000 | 20.00 |

NEW
NEW**S510-U635 Under-mount sink 180/450**

- material: SilicaTec
- number of bowls: 1 main bowl and 1 additional bowl
- sink depth: 190 mm
- cut-out dimensions: 658 x 398 mm
- cabinet size: 80 cm
- type of installation: undermount
- position overflow: on the right side of the main bowl

Graphiteblack

43433170

435.20

Stonegrey

43433290

435.20

Concretegrey

43433380

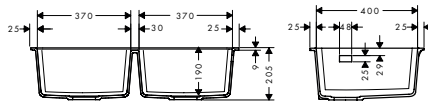
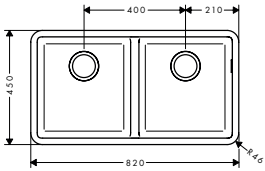
435.20

Required parts (choose one)

- | | | | |
|--|--------|----------|-------|
| · D17-10 Manual waste and overflow set for double bowl granite | Chrome | 43928000 | 41.00 |
| · D17-11 Automatic waste and overflow set for double bowl granite | Chrome | 43938000 | 66.60 |
| · D17-12 Automatic waste and overflow set for double bowl granite Select | Chrome | 43948000 | 47.10 |

Optional parts:

- | | | | |
|--------------------------------|-----------------|----------|--------|
| · F15 Cutting board walnut | | 40960000 | 122.90 |
| · F16 Cutting board oak | | 40961000 | 92.20 |
| · F17 Mobile drainboard | Stainless Steel | 40962800 | 80.00 |
| · F14 Multifunctional strainer | Matt Black | 40963000 | 20.00 |



NEW
NEW

**S510-U770 Under-mount sink
370/370**

- material: SilicaTec
- number of bowls: 2 main bowls
- sink depth: 190 mm
- cut-out dimensions: 763 x 398 mm
- cabinet size: 90 cm
- type of installation: undermount
- position overflow: on the right side of the bowl

Required parts (choose one)

- D17-10 Manual waste and overflow set for double bowl granite
- D17-11 Automatic waste and overflow set for double bowl granite
- D17-12 Automatic waste and overflow set for double bowl granite Select

Optional parts:

- F15 Cutting board walnut
- F16 Cutting board oak
- F17 Mobile drainboard
- F14 Multifunctional strainer

finish	code no.	Euro
Graphiteblack	43434170	496.60
Stonegrey	43434290	496.60
Concretegrey	43434380	496.60
Chrome	43928000	41.00
Chrome	43938000	66.60
Chrome	43948000	47.10
	40960000	122.90
	40961000	92.20
Stainless Steel	40962800	80.00
Matt Black	40963000	20.00

Optional parts for stainless steel sinks

NEW

**D14-10 Manual waste and overflow set for single bowl**

- consists of: waste and overflow set, screen basket, trap
- drain system: drain operation via pushing/pulling screen basket
- diameter 40 / 50
- 1 1/2" with space-saving drain pipe and odor trap
- screen basket: 3 1/2"

finish

code no.

Euro

Stainless Steel

43921800

24.70

NEW

**D15-10 Manual waste and overflow set for double bowl**

- consists of: waste and overflow set, screen basket, trap
- drain system: drain operation of main bowl and additional bowl via pushing/pulling screen basket
- diameter 40 / 50
- 1 1/2" with space-saving drain pipe and odor trap
- screen basket: 3 1/2"

Stainless Steel

43922800

41.20

NEW

**D14-11 Automatic waste and overflow set for single bowl**

- consists of: waste and overflow set, pop-up waste set, trap
- drain system: drain operation via turning pop-up handle
- diameter 40 / 50
- 1 1/2" with space-saving drain pipe and odor trap
- screen basket: 3 1/2"

Stainless Steel

43931800

43.20

NEW

**D15-11 Automatic waste and overflow set for double bowl**

- consists of: waste and overflow set, pop-up waste set, trap
- drain system: drain operation of main bowl via turning pop-up handle and additional bowl via pushing/pulling screen basket
- diameter 40 / 50
- 1 1/2" with space-saving drain pipe and odor trap
- screen basket: 3 1/2"

Stainless Steel

43932800

66.90

NEW

**D14-12 Automatic waste and overflow set for single bowl Select**

- consists of: waste and overflow set, pop-up waste set, trap
- drain system: drain operation via turning pop-up handle
- diameter 40 / 50
- 1 1/2" with space-saving drain pipe and odor trap
- screen basket: 3 1/2"

Stainless Steel

43941800

29.80

NEW

**D15-12 Automatic waste and overflow set for double bowl Select**






- consists of: waste and overflow set, pop-up waste set, trap
- drain system: drain operation of main bowl via turning pop-up handle and additional bowl via pushing/pulling screen basket
- diameter 40 / 50
- 1 1/2" with space-saving drain pipe and odor trap
- screen basket: 3 1/2"

Stainless Steel

43942800

47.30

Sinks

Optional parts for granite sinks		finish	code no.	Euro
	D16-10 Manual waste and overflow set for single bowl granite	Chrome	43927000	24.60
	<ul style="list-style-type: none"> · consists of: waste and overflow set, screen basket, trap · drain system: drain operation via pushing/pulling screen basket · diameter 40 / 50 · 1 1/2" with space-saving drain pipe and odor trap · screen basket: 3 1/2" 			
	D17-10 Manual waste and overflow set for double bowl granite	Chrome	43928000	41.00
	<ul style="list-style-type: none"> · consists of: waste and overflow set, screen basket, trap · drain system: drain operation of main bowl and additional bowl via pushing/pulling screen basket · diameter 40 / 50 · 1 1/2" with space-saving drain pipe and odor trap · screen basket: 3 1/2" 			
	D16-11 Automatic waste and overflow set for single bowl granite	Chrome	43937000	43.00
	<ul style="list-style-type: none"> · consists of: waste and overflow set, pop-up waste set, trap · drain system: drain operation via turning pop-up handle · diameter 40 / 50 · 1 1/2" with space-saving drain pipe and odor trap · screen basket: 3 1/2" 			
	D17-11 Automatic waste and overflow set for double bowl granite	Chrome	43938000	66.60
	<ul style="list-style-type: none"> · consists of: waste and overflow set, pop-up waste set, trap · drain system: drain operation of main bowl via turning pop-up handle and additional bowl via pushing/pulling screen basket · diameter 40 / 50 · 1 1/2" with space-saving drain pipe and odor trap · screen basket: 3 1/2" 			
	D16-12 Automatic waste and overflow set for single bowl granite Select	Chrome	43947000	29.70
	<ul style="list-style-type: none"> · consists of: waste and overflow set, pop-up waste set, trap · drain system: drain operation via turning pop-up handle · diameter 40 / 50 · 1 1/2" with space-saving drain pipe and odor trap · screen basket: 3 1/2" 			

Measurements within scale drawings are in mm.

		finish	code no.	Euro
	D17-12 Automatic waste and overflow set for double bowl granite Select <ul style="list-style-type: none"> · consists of: waste and overflow set, pop-up waste set, trap · drain system: drain operation of main bowl via turning pop-up handle and additional bowl via pushing/pulling screen basket · diameter 40 / 50 · 1 1/2" with space-saving drain pipe and odor trap · screen basket: 3 1/2" 	Chrome	43948000	47.10
	Optional parts for built-in sinks and undermount sinks			
	A10 drain cover <ul style="list-style-type: none"> · stainless steel sinks with 3 1/2" basket strainer 	Stainless Steel	40952800	11.60
	Optional parts for built-in sinks and undermount sinks			
	A11 turning handle for eccentric operation <ul style="list-style-type: none"> · material: metal 	Stainless Steel Optic	40953800	16.90
	Optional parts for built-in sinks			
	F10 Clamping element set 16 pieces for countertop thickness 1-3.5 cm <ul style="list-style-type: none"> · stainless steel sinks · clamping range: 10 - 35 mm 		40950000	7.90
	Optional parts for built-in sinks			
	F11 Clamping element set 16 pieces for countertop thickness 3-5.5 cm <ul style="list-style-type: none"> · stainless steel sinks · clamping range: 30 - 55 mm 		40951000	7.90
	Optional parts for built-in sinks			

Sinks

Optional parts for sBox

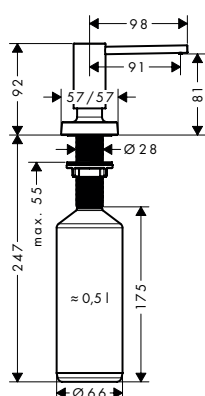


Kitchen accessories

finish

code no.

Euro

**A71 soap-/ lotion dispenser**

- suitable for matched design to selected kitchen mixers
- projection 91 mm
- material: durable metal construction
- non-corroding outlet pipe
- filling capacity 500 ml
- dosage 2 ml
- easy to fill up from the top
- for installation in worktops up to 55 mm
- easy and save installation without tools needed
- mounting hole with 28 - 35 mm diameter needed

Chrome

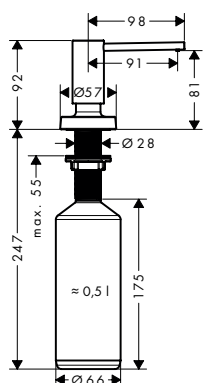
40468000

76.80

Stainless Steel Finish

40468800

99.80

**A51 soap-/ lotion dispenser**

- suitable for matched design to selected kitchen mixers
- projection 91 mm
- material: durable metal construction
- non-corroding outlet pipe
- filling capacity 500 ml
- dosage 2 ml
- easy to fill up from the top
- for installation in worktops up to 55 mm
- easy and save installation without tools needed
- mounting hole with 28 - 35 mm diameter needed

Chrome

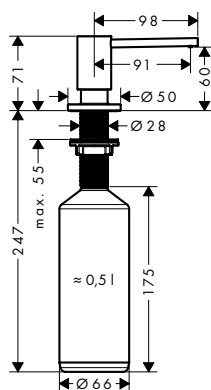
40448000

76.80

Stainless Steel Finish

40448800

99.80

**A41 soap-/ lotion dispenser**

- suitable for matched design to selected kitchen mixers
- projection 91 mm
- material: durable metal construction
- non-corroding outlet pipe
- filling capacity 500 ml
- dosage 2 ml
- easy to fill up from the top
- for installation in worktops up to 55 mm
- easy and save installation without tools needed
- mounting hole with 28 - 35 mm diameter needed

Chrome

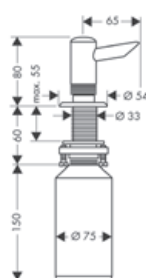
40438000

56.30

Stainless Steel Finish

40438800

73.20

**Soap-/ lotion dispenser**

- material: metal
- filling capacity 300 ml

Chrome

40418000

100.50

Stainless Steel Finish

40418800

150.70

Kitchen mixers

		finish	code no.	Euro
		Kitchen device shut-off valve		
		<ul style="list-style-type: none"> · purpose of use: for counter surfaces up to 47 mm thick · shaft Ø 27 mm · non-return valve · connection dimension DN15 · device connection DN20 	Chrome 10823000 Stainless Steel Finish 10823800	137.40 206.10
		F15 Cutting board walnut	40960000	122.90
		<ul style="list-style-type: none"> · perfect to work in and outside of the sink · suitable for S51 silicaTec sinks, S71 stainless steel sinks · material: walnut 		
		F16 Cutting board oak	40961000	92.20
		<ul style="list-style-type: none"> · perfect to work in and outside of the sink · suitable for S51 silicaTec sinks, S71 stainless steel sinks · material: oak 		
NEW 		F14 Multifunctional strainer	Matt Black 40963000	20.00
		<ul style="list-style-type: none"> · ideal to clean fruits and vegetables or to pour out noodles · suitable for S51 silicaTec sinks, S71 stainless steel sinks · material: plastic 		
NEW 		F17 Mobile drainboard	Stainless Steel 40962800	80.00
		<ul style="list-style-type: none"> · perfect to unfreeze food · for safe storage of glasses and bulky dishes · high functionality, water can run off easily into the sink · suitable for S51 silicaTec sinks, S71 stainless steel sinks · material: plastic/stainless steel 		
NEW 		F18 Cleaning and care spray stainless steel 250 ml	40964000	14.00 €
		<ul style="list-style-type: none"> · Pump spray 250 ml · Cleaning and maintaining in one step · Finger print protection · Ideal for kitchen sinks and faucets 		available from February 2020

Measurements within scale drawings are in mm.

	finish	code no.	Euro
<div>NEW</div>	F19 Cleaning and care spray stainless steel 3 x 30 ml <ul style="list-style-type: none"> · Pump spray 30 ml · Cleaning and maintaining in one step · Finger print protection · Ideal for kitchen sinks and faucets 	40966000	4.50
			available from February 2020
<div>NEW</div>	F20 Cleaning and care set SilicaTec <ul style="list-style-type: none"> · Pump spray 250 ml limescale remover · Removes limescale and bloom from the sink · Pump spray 250 ml impregnation spray · Protection from dirt, stains and limescale · Supports an easier cleaning of the sink · Cleaning sponge (package of 2) 	40965000	23.00
			available from February 2020

General Terms and Conditions

I. Scope

1. These general terms and conditions (AGB) of Hansgrohe SE (Hansgrohe) apply, unless otherwise stated, to all purchase and work and materials contracts as well as other orders (Order) between Hansgrohe and customers who are not consumers in accordance with Section 13 of the German Civil Code (BGB) (Buyer). Differing general terms and conditions of the buyer are not recognised even if they are not expressly contradicted.
2. The general terms and conditions also apply for future business relations with the same buyer even if they are not expressly agreed again. Unless otherwise stipulated, the general terms and conditions are valid as amended at the time the buyer places the order or also in the version published most recently in text form.

II. Contract closing

1. The offers of Hansgrohe are subject to change unless they are expressly identified as binding in the offer text. The order placed by the buyer is considered a binding contractual offer that remains valid for at least 8 days in the absence of a deviating provision. The contract only comes into effect if Hansgrohe provides the buyer with written (including text form) confirmation in relation to the order.
2. Hansgrohe only assumes a guarantee to end consumers in accordance with a separate guarantee declaration that is designated as such.
3. The documents such as figures and drawings provided by Hansgrohe as part of the contract negotiation stage as well as the technical information and specifications made by Hansgrohe are binding. Technical, constructional or other changes to the order or work are permitted if and to the extent that they are reasonable for the buyer.
4. Individual agreements including trade terms have priority over the general terms and conditions. A written contract or the written confirmation of Hansgrohe is essential for the content of these agreements.

III. Scope and place of delivery, transport and transfer of risk

1. A delivery ex works or a delivery to another shipping location of Hansgrohe disclosed to the buyer is generally agreed and this location is the place of performance of the delivery and any supplementary performance. The risk is transferred to the buyer at the latest upon the product being dispatched. If the delivery is delayed due to the behaviour of the buyer or as a result of a circumstance beyond Hansgrohe's control, the risk is transferred to the buyer upon receiving notification that the products are ready for shipment.
2. Unless otherwise stipulated, the buyer must take out travel insurance at his/her own expense and cost based on standard transport insurance conditions that covers the risk of transporting the product that is part of the order from the shipping location to the agreed destination. The buyer bears the transport costs in accordance with Point V.5.
3. In the event that an agreement is reached on trade terms, the latest version of Incoterms shall apply.
4. Hansgrohe is entitled to partial deliveries and invoices at an acceptable level prior to the expiry of the delivery period.
5. If the delivery or shipment of the delivered item is delayed at the request of the buyer or as a result of circumstances that the buyer bears the risk and responsibility for, the buyer must refund Hansgrohe the costs incurred as a result of storing the item and the accrued interest on the capital deployed for the delivered item. In the case of storage by Hansgrohe, the entitlement amounts to at least 0.5% of the still outstanding invoice amount for each outstanding month, starting with the month after notice has been given that the products are ready for shipment. The customer still retains the right to prove that no damage or substantially less damage has occurred. However, after having set a commensurate subsequent delivery term and after the unsuccessful expiry of this term, Hansgrohe is entitled to use the delivered item for another purpose and to deliver a replacement item to the buyer subject to a reasonably extended deadline or to withdraw from the agreement.
6. Hansgrohe will procure that the products shipped by Hansgrohe to the buyer comply with the laws and regulations of the country / countries designated by the buyer. In case the buyer - after receipt of the products - exports the products to third countries it is the obligation of the buyer to make sure that the products comply with the applicable local laws and regulations of such countries with regard to the products. If, however, the buyer chooses to export products to third countries, the buyer is solely responsible for any and all liability resulting from any non-compliance of the products.

IV. Delivery term and operational disruptions

1. Delivery terms start to apply at the earliest once all documentation which is required for determining the content of the order has been received if the buyer has to obtain this documentation according to the agreement and upon receipt of the down-payment. A delivery term is complied with if the shipment is dispatched within the deadline and the buyer has been notified that the products are ready for shipment.
2. Delivery terms are extended in the event of circumstances occurring which Hansgrohe or its suppliers are not responsible for and which do not have a substantial influence on the production or delivery of the product (e.g. labour disputes, force majeure and other operational breakdowns that are beyond a party's control) for the duration of the operational disruption. Hansgrohe is obligated to inform the buyer of the anticipated duration of the operational disruption and to state a new delivery date. If the product can also not be delivered within the new delivery period, both parties are entitled to withdraw from the agreement in whole or in part; any payment already made by the buyer is immediately refunded. Rights to demand compensation in lieu of performance in accordance with Point X. and the statutory rights of Hansgrohe, especially if a party is no longer obligated to perform its obligations (e.g. due to impossibility), remain unaffected.
3. The conditions for the delay in delivery are based on the statutory provisions irrespective of the existing regulations. Deviating from this however, a written warning is required from the buyer in all cases.

V. Prices and subsidiary expenses

1. Deliveries are made at current prices when the contract is concluded in accordance with the order confirmation from Hansgrohe. All prices apply ex works / dispatch location. All prices are quoted in euros unless otherwise stated and other additional expenses (e.g. installation and instruction costs), statutory value added tax and other statutory fees (e.g. duties, fees) are disclosed at the currently prevailing rate.
2. Hansgrohe reserves the right to increase fixed prices for a period of more than 4 months if cost increases, especially those owing to collective wage agreements, marketable cost prices or material price increases occur after the conclusion of the agreement. These prices are demonstrated to the customer on request.
3. Hansgrohe calculates a minimum quantity surcharge of EUR 10 for an order value of below EUR 50. Purchase quantities that are smaller than the stipulated packaging units are processed at a surcharge of 10% on the net product value.
4. If the delivery is made to a third party, a surcharge of 10% on the net product value is calculated.
5. Orders with a net product value exceeding EUR 750 are dispatched carriage paid, while the freight costs for a net product value below EUR 750 are charged to the customer in the invoice. Express costs and fees for posted goods shipments are always charged to the customer.

VI. Payment and default

1. As stipulated in the invoice, payments must be made without any deduction immediately after receiving said invoice and delivering the product to Hansgrohe. Hansgrohe is however authorised to carry out the delivery in question in whole or in part at any time against prepayment. A proviso to this effect is asserted at the latest at the time the order is confirmed. Hansgrohe expressly reserves the right to accept cheques. Cheques are only accepted on account of payment and only apply as a payment when honoured. All payments shall be made free of charge. The buyer bears the discount, collection and other bank charges for cheques without express agreement. Payments are initially set off against costs, then against interest and then used to settle the oldest principal debt.
2. In the event of a default, default interest at the statutory rate, at least 9% per year, is calculated; it remains possible to provide proof of less damage at the level of the statutory interest rate.
3. The buyer shall only be entitled to offset claims or retention rights in relation to the claims of Hansgrohe if the counterclaim is uncontested or a final decision has been reached. This does not apply if the counterclaim relates directly to the main obligation of Hansgrohe from the same agreement.
4. The assignment of claims is subject to approval from Hansgrohe.

General Terms and Conditions

5. If it becomes evident after concluding the agreement or delivering the product that the buyer is not or is no longer creditworthy, e.g. enforcement measures are being initiated against him/her, due invoices are not being paid despite receiving a reminder or any other capital deterioration occurs, Hansgrohe can immediately assert claims which are not yet due or such claims for which a cheque has been provided. In these instances, Hansgrohe can request an advance payment, a collateral security or a delivery that will only be carried out based on cash on delivery for the product that has yet to be delivered. If the buyer fails to comply with the request within the statutory deadline that it has been set, Hansgrohe is entitled to withdraw from the agreement. The statutory rights of Hansgrohe (especially in accordance with Section 321 BGB) remain unaffected.

VII. Title retention

1. Hansgrohe retains ownership of the delivered product until all claims resulting from the business relationship with the buyer at the time the agreement is concluded are settled including all claims from follow-up contracts, repeat orders or spare parts orders occurring at this time. If the value of all security rights to which Hansgrohe is entitled exceeds the value of all secured claims by more than 10%, Hansgrohe shall release a corresponding proportion of the security rights at the request of the buyer.
2. If the buyer acts in a way contrary to the contractual obligations, especially in the event of a default in payment, Hansgrohe is entitled to take back the reserved product. In the event that Hansgrohe takes back or seizes the reserved product, it is not possible to withdraw from the agreement unless Hansgrohe expressly confirms this in writing. Hansgrohe is authorised to sell the product and the sales proceeds must be taken into account for the liabilities of the buyer less utilisation costs accrued. The buyer is obligated to handle the reserved product with care and to store it separately from other products. It is also obligated to insure this product sufficiently at its own expense against damage resulting from fire, water, storm, robbery and theft at the new value. Any security claims that arise in the event of a loss are to be assigned to Hansgrohe. If maintenance and inspection work is required, the buyer must carry out this work on time and at its own expense.
3. The buyer may neither pledge the reserved product nor transfer it by way of security. In the event of seizures or other encroachments by third parties, the buyer must inform Hansgrohe immediately in writing and provide Hansgrohe with all information and documentation which are required for preserving the rights of Hansgrohe. Enforcement officers or third parties are to be informed of Hansgrohe's ownership. If a third party is unable to refund Hansgrohe the judicial and extra-judicial costs of third party proceedings, the buyer is liable to Hansgrohe for the loss incurred subject to the assertion of further claims due to damage, change or destruction to the item itself.
4. The buyer may sell and/or process the reserved product in the course of ordinary business operations provided that Hansgrohe does not assert any rights arising from the retention of title against the buyer. The buyer shall assign to Hansgrohe all claims up to the final invoice amount including value added tax which it has accrued from the resale to its customers or third parties irrespective of whether the item has been resold with or without further processing. Hansgrohe accepts the assignment. In the event of a current account relationship between the buyer and its customer, the claim assigned to Hansgrohe by the buyer in advance also applies to any acknowledged outstanding balance and, in the event of the customer becoming bankrupt, it applies to the „causal“ balance which exists at the time. The buyer may even collect the receivables after the assignment. This does not affect the entitlement of Hansgrohe to collect the claim itself. Hansgrohe will not collect the claim itself if the buyer meets its payment obligations resulting from the proceeds collected, is not overdue with its payments and there is no application for opening insolvency proceedings.
5. The buyer is obligated to provide Hansgrohe with a precise list of claims to which it is entitled with the name and address of the customer, the amount of the individual claims, invoice data, etc., to give Hansgrohe all the information required for asserting the assigned claim, to allow this information to be assessed and to disclose the assignment to the customers.
6. The buyer now declares its consent that the persons commissioned with the task of collecting the reserved product may enter the property or the building where the reserved product is located on foot or in a vehicle in order to pick up said reserved product.
7. The buyer always processes or transforms the delivery item for Hansgrohe. If the item is processed with other objects that do not belong to Hansgrohe, Hansgrohe shall become co-owner of the new item in the ratio of the value of the delivered item to the other processed objects at the time of processing. The same rules shall apply to the item produced through processing as for the delivered item subject to retention of title. If the item is processed, mixed or combined in a way that the buyer's item is to be considered as the main item, it is considered as agreed that the buyer assigns proportional co-ownership to Hansgrohe. The buyer shall assign the sole ownership or co-ownership resulting therefrom to Hansgrohe.

VIII. Claims for defects – period of limitation

1. The statutory regulations shall apply for the rights of the buyer in the event of material defects and defects of title unless otherwise determined below. The special statutory regulations for final deliveries of products to a consumer shall remain unaffected (supplier recourse in accordance with Sections 478, 479 BGB); however the regulations in Point X shall apply for compensating damages in the event of supplier recourse.
2. The buyer may only make claims for defects if it duly meets the statutory inspection and complaint obligations.
3. If a delivery item is defective, the buyer has the following rights:
 - a) Hansgrohe is obligated to rectify the fault and will do this at its own discretion by eliminating the defect through repair work or by delivering an item that is free from defects.
 - b) If the rectification of defects is unsuccessful, the buyer is entitled to withdraw from the agreement or reduce the purchase price. A rescission shall be ruled out if the breach of duty on the part of Hansgrohe is only minor in nature. The buyer shall also be entitled to claim compensation or reimbursement of expenses incurred in vain in the event of defects solely in accordance with the provisions of Point X.
 - c) Rectifying the fault involves neither enhancing the defective product nor incorporating a new or repaired product unless Hansgrohe was initially already obligated to incorporate a new or repaired product.
 - d) Hansgrohe shall bear the expenses incurred for examining and rectifying the defect, especially labour and material costs (not: expansion and integration costs as well as costs for transporting the product to the place where the fault is to be rectified) if a defect has actually occurred. Hansgrohe may otherwise request compensation from the buyer for the costs (especially examination and transportation costs) resulting from the unjustified request to rectify a fault unless the lack of a defect was not evident to the buyer.
 - e) The buyer must inform Hansgrohe of the time and facilities it requires for carrying out the repair work and replacement deliveries required by Hansgrohe. Hansgrohe is otherwise exempt from any liability for the resulting consequences. If the buyer requires the express deployment of a technician or for work to be carried out outside normal working hours for operational reasons which involve additional costs for Hansgrohe, it must bear the extra costs incurred as a result of this (e.g. overtime surcharges, travelling longer distances).
 - f) A warranty is provided for replacements and improvements to the same extent as for the original delivery item, however with a time limit until the end of the warranty period of the original delivery item.
4. The buyer is solely responsible for damage resulting from natural wear and tear, inappropriate or improper use, incorrect assembly or commissioning by the buyer or third party, incorrect or negligent handling, excessive use, unsuitable operating equipment or chemical, electrochemical or electrical influences provided that Hansgrohe is not culpable for this.
5. Deviating from Section 438 para. 1 no. 3 BGB, the general period of limitation for claims resulting from material and legal defects (warranty period) is one year following delivery. After the warranty period has expired, claims for defects shall no longer apply. Separate statutory regulations governing limitation (especially Sections 438 para. 1 no. 1 and 2, para. 3, 444, 479 BGB) shall remain unaffected. Compensation claims in accordance with Point X. become statute-barred solely in accordance with statutory provisions.

IX. Returns

1. Products delivered by Hansgrohe are not taken back as a rule unless the buyer is entitled to compensation (e.g. due to rescission in the event of a failed subsequent delivery).
2. If Hansgrohe is prepared to make an exception and take the product back, an appropriate fee (usually 25% of the net product value) is charged for this as part of an appropriate agreement. The transport risk and transportation costs are borne by the buyer.

General Terms and Conditions

X. Liability for compensation

1. Hansgrohe is liable for compensation in accordance with the statutory provisions unless otherwise stated below. In the event of breaches of duty – regardless of the legal reason – Hansgrohe shall be responsible for intent and gross negligence. Hansgrohe is only liable in the event of simple negligence:
 - a) for damages resulting from loss of life, physical injury or damage to health and
 - b) for damages resulting from the substantial infringement of important contractual obligations (obligations which must be fulfilled before the contract is executed properly and which the contractual partner may, as a matter of routine, trust that they shall be met); the liability in this case is however restricted to compensation for the typically foreseeable damage.
2. The above limitations of liability also apply in favour of the employers, employees, representatives and assistants of Hansgrohe. Only the statutory regulations apply for claims in accordance with the German Product Liability Act.
3. Exclusions or limitations of liability do not apply in so far as Hansgrohe has failed to disclose a fault with fraudulent intent or has provided a guarantee for the condition of an item.

XI. Rescission of the purchase agreement

1. If the purchase agreement is rescinded (e.g. due to one of the contractual parties withdrawing), the buyer is obligated to return the delivery item to Hansgrohe in advance regardless of any other development in accordance with the following clauses. Hansgrohe is entitled to collect the delivery item from the buyer's premises.
2. Hansgrohe may also request a reasonable payment from the buyer for the deterioration or destruction of the delivered item or for the delivered item, which is the risk and responsibility of the buyer, not being returned.
Hansgrohe may also request payment for the use of the delivered item if the value of the delivered item has reduced between the completion of its installation and its direct repossession in full by Hansgrohe. This decrease in value is calculated from the difference between the total price specified in the order and the present value as calculated from the sales proceeds or if a sale is not possible from the estimate of a sworn authorised expert.

XII. Assignment

The assignment of rights and / or the transfer of the buyer's obligations stated in the agreement are not permitted without the written approval of Hansgrohe. Section 354a of the Commercial Code (HGB) shall remain unaffected.

XIII. Export control regulations

1. The delivery items may be subject to the export control regulations of the Federal Republic of Germany, the European Union, the United States of America or other states.
2. If the delivered item is exported abroad at a later date, the buyer is responsible for complying with the statutory provisions.

XIV. Competent court and applicable law

1. The law of the Federal Republic of Germany shall apply to these general terms and conditions and the contractual relationship between the parties excluding international common law, especially UN Purchasing Law. The choice of law also applies to non-contractual obligations that are closely linked to this agreement. The scope and scale also determine the choice of law in accordance with statutory provisions.
2. Stuttgart (Germany) is agreed as the exclusive competent court for agreements with buyers who have their head office in a member state in the European Union. All disputes that cannot be mutually agreed upon arising from or relating to agreements with buyers who have their head office outside the European Union shall be settled finally in accordance with the arbitration regulations of the Deutsches Institution für Schiedsgerichtsbarkeit e.V. Bonn (DIS) with the exclusion of the normal legal process. The place of arbitration is Stuttgart, Germany. The procedural law of this place shall apply if the arbitration regulations do not contain any corresponding provisions. The arbitration proceedings are conducted in German. The court of arbitration may also decide on the validity of this arbitration agreement.

hansgrohe

pro.hansgrohe-int.com

hansgrohe ComfortZone test

pro.hansgrohe-int.com/comfortzone-test

Spare parts shop

spares.hansgrohe.com

Planning-Data

pro.hansgrohe-int.com/planning-data

Find out more about the hansgrohe world at <http://pro.hansgrohe-int.com>



Find hansgrohe online and on social media.

