

A woman with long blonde hair, wearing a dark patterned shirt, is smiling as she washes strawberries in a modern kitchen sink. The sink is set into a grey stone countertop. A sleek, chrome Hansgrohe faucet is running water into the sink. Several strawberries are scattered on the countertop and a wooden cutting board in the foreground. The background shows a window and a shelf with some kitchen items.

hansgrohe

The most beautiful workspace in the house.

With innovative taps and sinks from hansgrohe

hansgrohe. Meet the beauty of water.



Innovative and high quality kitchen design.

The heart of the kitchen can be found where fresh water flows, which is why hansgrohe is always working to make your experience of water more enjoyable. Our products combine clever technology with ergonomic perfection, to make the work you do in the kitchen more efficient and more fun. hansgrohe makes it easy to combine the taps that most suit your needs with a sink of your choice, for the ultimate in easy workflow. Alternatively, choose a state-of-the-art sink combi unit as the focal point in your kitchen. Our ultramodern sinks are designed to serve as the centre of your kitchen, while the specially selected materials and solid workmanship promise long-lasting enjoyment.

hansgrohe. Meet the beauty of water.



Table of contents

- 4** Why hansgrohe?
- 8** New products
- 10** Technologies

AT THE SINK

- 17** Stainless steel S71
- 22** Stainless steel S43
- 26** SilicaTec S51

KITCHEN MIXER TAPS

- 30** Metris M71
- 34** Talis M51
- 38** Talis M52
- 42** Talis M54
- 45** Focus M41
- 47** Focus M42
- 50** Logis M31
- 52** Logis M32

ACCESSORIES

- 54** Accessories and cleaning products

Your needs are our priority.



1 Innovation

- **Revolutionary innovations**
- **Pioneers in the industry**
- **Ground-breaking technologies**

At hansgrohe, we don't just innovate, we revolutionise. Some of our product developments have made history in our industry and changed how people all over the world experience water, every day. We have our own dedicated research and development laboratory where our industry experts have worked to produce more than 16,000 active patents, ensuring that hansgrohe remains the industry leader. We care deeply about you and your enjoyment of our products, in terms of both form and function.





reddot winner 2021



2 Design

- **More than 600 design awards**
- **A design for every style**
- **International designers**

Design can be defined in a number of ways: shape, aesthetic, style. But, at hansgrohe, good design means more than just good looks. As well as world-class appearance, our influential designers also focus on quality and maximum customer benefit. It's our unwavering attention to detail that has earned more than 600 internationally renowned awards. From the big picture to the small details, we take every opportunity to make your bathroom experience the best it can be with our technical innovations. Whether it's Modern, Classic or Avantgarde, we have the perfect solution to suit any need and, most importantly, our timeless designs will outlive fastpaced fashion trends.

3 Quality

- **Experts since 1901**
- **Made in Germany**
- **5 year guarantee***



Since 1901, people all over the world have put their trust in hansgrohe's durable products from the heart of the German Black Forest. hansgrohe is synonymous with high-quality products of exceptional design, ease of use and intelligent functions. Since our foundation, 'Engineered in Germany' has been a recipe for success and remains an integral part of our philosophy. This level of German expertise is recognised as a guarantee of excellence and every one of our facilities works to the high standards that we set. As testament to this, we offer a 5 year product guarantee* and hold spare parts for discontinued products for a further 15 years.

4 Service

- **Support and valuable expertise**
- **Always here to help**
- **Exhibitions to explore**

Customer satisfaction has, and always will be, our primary focus. At hansgrohe, we work in partnership with you to ensure the best possible solution. Being able to deliver top-quality, personal service to our customers at all times is a key part of how we operate as a company. No matter the question, problem or special request, we are here to help.

[hansgrohe.com.sg](https://www.hansgrohe.com.sg)



*This guarantee applies to all hansgrohe products, with the exception of a few digital products in selected countries. Further conditions, details and article numbers are listed at <https://www.hansgrohe.com.sg/service/warranty>





hansgrohe in the kitchen – more comfort, more style.

The kitchen is the heart of your home – the place where you most need comfort, design and efficiency, so that you can cook freely with everything on hand. In the perfect interplay of style and function, hansgrohe has designed a totally new experience in the kitchen. Learn about our innovative sinks and kitchen mixer taps, as well as completely new combinations designed to revolutionise your time in the kitchen. Check out our latest accessories, where you will discover that every small detail has the power to make your work in the kitchen easier than ever.

New products – make your kitchen work easier.



Granite sinks:

Granite sinks in SilicaTec have been added to complement our stainless steel range. SilicaTec is the material of the future and its warm looks bring natural colours into the kitchen. This welcoming character generates a feel-good atmosphere that resonates with today's trend for integrating kitchen and living areas. For even more individuality, SilicaTec is available in three colours, allowing colour accents to be added to the kitchen design

Talis M54:

Sleek and minimalist in design, uncompromising in function and quality, so that your every movement becomes a highlight. The Talis M54 kitchen taps display a slimline silhouette, giving a stylish look to every modern kitchen. Alongside the chrome and stainless steel finish option, the matt black choice provides an eye-catching alternative. The range includes a choice of key basic shapes and comfortable heights, allowing the taps to be incorporated into a wide variety of kitchen styles.





Metris Select M71 & Talis Select M51 additions:

The new addition to the popular Metris Select M71 and Talis Select M51 kitchen taps feature a newly developed shower head that combines two features: hansgrohe Select technology and two jets on the hand spray. The benefit to you? One-handed operation and even more precise water control.

S43 stainless steel sinks:

The sinks designed to weather the practicalities of everyday life. The organic and simple design language blends with any kitchen style. Variable installation options and exchange possibilities make them an incredibly flexible choice. Also suitable for base units with a width from 45 cm, they offer easy ordering thanks to integrated manual waste set.



Accessories and cleaning products:

Getting things done is so much easier when you have the right tools. That is why hansgrohe's new products make working in a hansgrohe-fitted kitchen as comfortable as possible. Our washing up liquid dispensers work with every kitchen tap. Our multi-function strainer, detachable draining board and chopping board make multitasking easy. Cleaning and care spray protects stainless steel and SilicaTec against dirt, staining and limescale deposits.

Technologies



Flexibility: The combination of the Select button and pull-out spout makes work at the sink simpler and more comfortable. The hose can be extended by up to 76 cm, which extends your working radius and makes filling containers much easier.



Space to move: Thanks to Select technology, water flow can easily be switched on and off manually with your finger, back of hand or arm. That means more freedom of movement and easier multitasking, so you can work more efficiently.



Speed: The Select button on the front edge of the sink lets you start and stop the water flow quickly and conveniently. The drain is opened by turning the control unit.



Select



Convenient push button operation

Select technology makes operation simple and convenient. With just one press, you can pause or restart the water flow. Designed to be operated with your elbow or back of the hand, your hands can stay clean.

Advantages:

- Start and stop water at the push of a button
- Optimised water flow and comfortable operation
- Can be operated with an arm or elbow



ComfortZone



Complete freedom of movement

The extra high spout offers plenty of space and is ideal for filling containers. Taps can pivot to provide more room, either partly or entirely, depending on the type of single lever tap chosen.

Advantages:

- Optimum height to suit every need
- Flexible pivot to prevent over-rotation
- Maximum freedom of movement

Technologies



Pull-out function


Extended flexibility

The pull-out tap extends your working radius and therefore your work space at the sink, which is useful for tasks such as watering plants or filling a coffee pot. Do you want to use the pull-out shower spray or the spout? It's your choice, as this kind of tap allows you to choose either. It also has our intuitive Select technology, which allows you to turn the water on or off at the touch of a button.

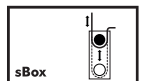
Advantages:

- Standard pull-out length max. 50 cm
- The sBox extends the operating range up to 76 cm, increasing your workspace by around 50 %
- MagFit magnetic shower holder for easy withdrawal of the hose and a perfect fit with the tap





sBox



Cleverly stored

The space under the sink provides storage for many household items, from detergents to dustpans, which can obstruct the smooth functioning of a pull-out hose. But with the sBox, the retractable hose can be pulled out easily and quietly, before being safely stowed away and protected from damage.

Advantages:

- Smooth, safe extension and retraction of the hose, avoiding contact with other items stored under the sink
- Numerous mounting possibilities in the cabinet, due to flexible fasteners
- Reduces clutter in the sink cabinet
- Hose weight in the sBox ensures smooth and silent use
- An additional spacer rail that allows for installation lower in the cabinet body

Technologies



Normal spray:

Fuller, lighter and softer droplets from an aerated spray, thanks to AirPower technology.



Laminar spray:

Crystal clear and economical, without added air. Ideal for quickly filling large containers, and can prevent splashing.




Shower spray:

Economical and cleansing. Also perfect for fast spraying at the sink.



SatinFlow spray:

Efficient, splash-free and economical water consumption. The wide spray pattern gently blankets food, cleans large objects such as baking trays and saves water when hand-washing.



Spray types

Switch for the task in hand

What you do at the sink changes all the time, which is why you need different spray types. Sometimes you need to fill a container quickly, while sometimes you'll be washing delicate food. Our kitchen taps provide the perfect spray for every task, and you can switch between them quickly and easily.

Advantages:

- Easily change between spray types on the hand spray
- Lockable shower spray
- Spray can be reset at the push of a button
- Intuitive changing thanks to the placement of the button



QuickClean



Rub away limescale and dirt in an instant

QuickClean's flexible silicone discs mean dirt and limescale can be rubbed off with your finger, with the minimum of effort and no need for cleaning products. This extends the product's lifespan and keeps things working perfectly.

Advantages:

- Quick and easy cleaning
- Long product life



AirPower



For an abundant water flow

AirPower works by drawing in air via the spray outlet. The addition of air enriches the incoming water, making the spray fuller, lighter and softer. AirPower cleverly delivers a high spray volume with less water.

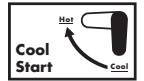
Advantages:

- Fuller, lighter water droplets for an enhanced water jet
- Less risk of splashing
- Higher efficiency contributes towards lower water consumption

Technologies



CoolStart



Hot water when you really need it

On standard taps the continuous flow heater or circulation pump starts up immediately if the handle is in the middle position. With CoolStart, hot water is only added when the lever is moved to the left, cutting down on energy use, CO₂ emissions and costs.

Advantages:

- Only cold water flows in the default setting
- This can save water and energy, which in turn, saves money
- Better user ergonomics, because the lever for hot water can only be moved to the left



EcoSmart



Save water and energy

Thanks to EcoSmart technology, certain hansgrohe kitchen mixer taps have an aeration of only 6 l/min, saving both hot water and energy.

Advantages:

- A rich, bubbling water spray, thanks to enrichment with air
- Lower energy requirement, and therefore lower fuel consumption and CO₂ emissions
- Double the positive impact, thanks to lower water and energy consumption


Find out how much water and energy you can save using our Hansgrohe Savings

Calculator: <https://www.hansgrohe.com.sg/service/water-savings-calculator>

Minimalist design, maximum choice – **S71** **stainless steel sink.**



Functional, durable and visually striking: that's a kitchen sink from hansgrohe. The minimalist design around the classic rectangle shape blends seamlessly with the modern kitchen aesthetic. The distinctive wide edge is an eye-catching detail, ensuring that whatever size or shape you choose, it becomes a focal point of your dream kitchen. You can even tailor the material – will you choose classic stainless steel or granite SilicaTec?



Installation options:

S71 stainless steel sinks can be flush-mounted or surface-mounted, or you can opt for a base unit model. A choice of sink sizes ensures maximum flexibility.



Stable and easy to install:

All sinks are equipped with a reinforcement bracket and double the material thickness for stable tap fixture, which means no more shaking.

Fastening clamps for a clamping range of 28-40 mm are included in the delivery. The required accessories (waste and overflow set) must be ordered separately, as it is dependent on the kitchen tap you select.

High quality:

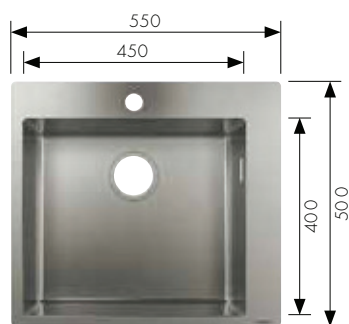
The 1 mm thick, hand-welded stainless steel sinks shine with high quality workmanship, boasting precisely manufactured edges and 10 mm corner radii. The frame on the L versions is 2mm reinforced ensuring sink stability. Stainless steel is robust enough to withstand contact with substances such as fruit acid.



Heat resistant:

Stainless steel is unaffected by extreme temperature changes and is completely rustproof.

Stainless steel S71




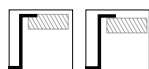
Built-in sink 450

depth 190mm, for 600mm built-in cabinet

43301 -809

43920 -009 with manual outflow fitting (not shown)

43930, -009 with automatic outflow fitting (not shown)




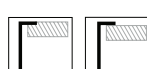
Built-in sink 305/435

depth 190mm, for 900mm built-in cabinet

43304 -809

43923 -009 with manual outflow fitting (not shown)

43933, -009 with automatic outflow fitting (not shown)




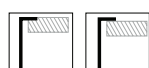
Built-in sink 660

depth 190mm, for 800mm built-in cabinet

43302 -809

43921 -009 with manual outflow fitting (not shown)

43931, -009 with automatic outflow fitting (not shown)



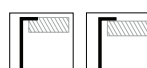
Built-in sink 370/370

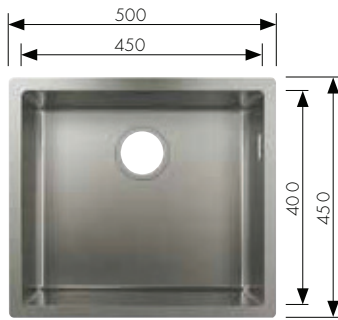
depth 190mm, for 900mm built-in cabinet

43303 -809

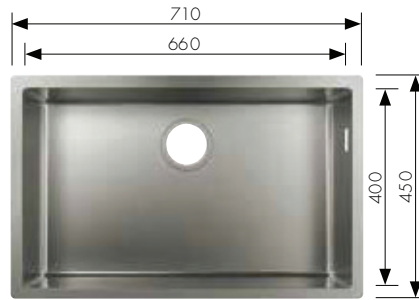
43922 -009 with manual outflow fitting (not shown)

43932, -009 with automatic outflow fitting (not shown)







Undermount sink 450
depth 190mm, for 600mm built-in cabinet
43426, -809
Manual waste set: # 43920, -009
Automatic waste set: # 43930, -009



Undermount sink 660
depth 190mm, for 800mm built-in cabinet
43428, -809
Manual waste set: # 43921, -009
Automatic waste set: # 43931, -009



Undermount sink 305/435
depth 190mm, for 900mm built-in cabinet
43435, -809
Manual waste set: # 43923, -009
Automatic waste set: # 43933, -009



Undermount sink 370/370
depth 190mm, for 900mm built-in cabinet
43430, -809
Manual waste set: # 43922, -009
Automatic waste set: # 43932, -009





Numerous mounting options, organic design – **Stainless steel S43.**



The striking S43 sinks are made from 1 mm thick stainless steel, providing a robust material that is resistant to substances such as fruit acid. Hygienic and easy to clean, the large corner radius leaves nowhere for dirt to hide. The organic design blends seamlessly into any kitchen style. Thanks to the flexibility in installation and endless interchangeable options, your kitchen can be designed for your individual needs.

Stainless steel S43

Flexible: With the wide range of sizes available for the S43 sink, you will be able to find the perfect fit for any kitchen setup.

Easy care:

The organic rounded design of the waste set ensures quick and easy cleaning.



Detailed:

All sinks are equipped with water flow guides to regulate the flow of water, preventing water accumulation.




Comfortable:

Thanks to the spacious basins for standard base units it is easier to handle large items in the kitchen. Integrated sound-absorbing matting ensures quiet use.




Heat resistant:

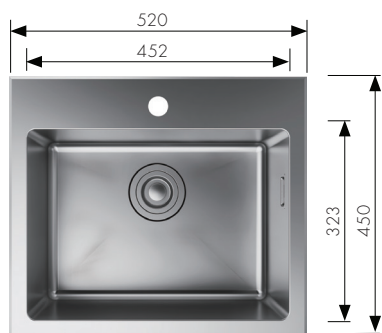
Stainless steel is unaffected by extreme temperature changes and is completely rustproof.




Built-in sink 400
43343, -807
Incl. manual drain kit # 43961,-807



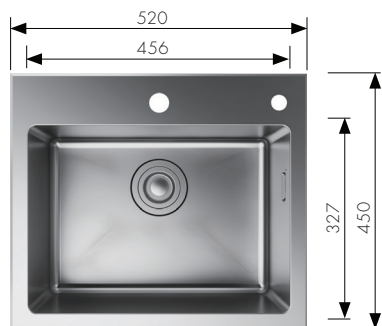
Built-in sink 410/290
43345, -807
2 holes, incl. manual drain kit #43962,-807




Built-in sink 400
43353, -807
1 hole, incl. manual drain kit # 43961,-807



Built-in sink 410/290
43354, -807
1 hole, incl. manual drain kit # 43962,-807




Built-in sink 400
43344, -807
2 holes, incl. manual drain kit # 43961,-807

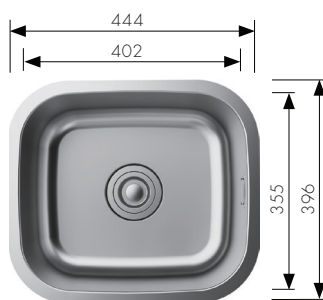


Built-in sink 410/335
43355, -807
1 hole, incl. manual drain kit # 43962,-807





Built-in sink 410/335
 # 43346, -807
 2 holes, incl. manual drain kit #43962,-807



Undermount sink 400
 # 43453, -807
 Incl. manual drain kit # 43961,-807



Undermount sink 730
 # 43454, -807
 Incl. manual drain kit # 43961,-807



The natural choice

–SilicaTec S51 Granite Sinks



Granite sinks made of SilicaTec, the material of the future, bring a natural hint of colour into the kitchen. The main component is fine quartz sand, the hardest component of granite. The result is a smooth, hard and pore-free surface that is easy to clean. It is also extremely resilient against damage from heat, scratches or dirt. Three different colour options ensure SilicaTec sinks offer even more individuality in the kitchen.



A natural fit:

Whether black granite -170, stone grey -290 or concrete grey -380, SilicaTec is a tactile and natural feeling material. The smooth, pore-free surface prevents water from penetrating and dirt from sticking.


Resistant:

SilicaTec is made up of quartz particles, which offer impact, fracture and scratch resistance. It is unaffected by heat and won't fade in the light, ensuring the colour remains true for many years to come.



Food safe:

The pore-free SilicaTec surface prevents bacteria penetrating or odours lingering, for a more hygienic kitchen environment.



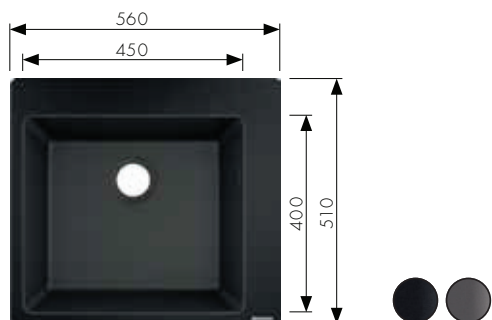
Installation options:

SilicaTec S51 sinks are available in surface-mounted and undermounted installation. A variety of sink sizes ensures maximum flexibility.

Repellant:

The roll-off effect allows water to drain off almost residue-free. The quality of the surface also prevents food stains and other discolouration.

SilicaTec S51



Built-in sink 450

Base cabinet : 600mm

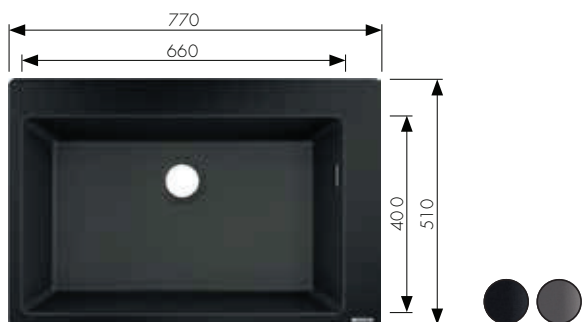
43312, -170, -290

43927, -000 Manual waste and overflow system

43937, -000 Automatic waste and overflow system

43947, -000 Automatic waste and overflow system for **Select** unit

Installation type



Built-in sink 660

Base cabinet : 800mm

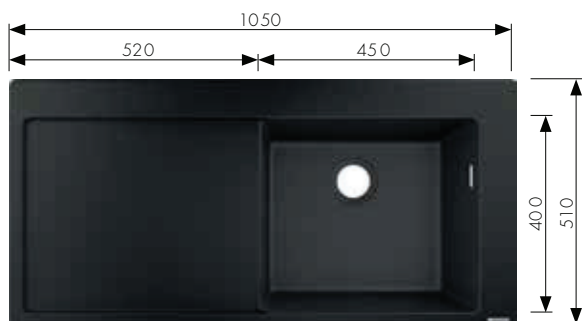
43313, -170, -290

43927, -000 Manual waste and overflow system

43937, -000 Automatic waste and overflow system

43947, -000 Automatic waste and overflow system for **Select** unit

Installation type



Built-in sink 450 with drainer

Base cabinet : 600mm

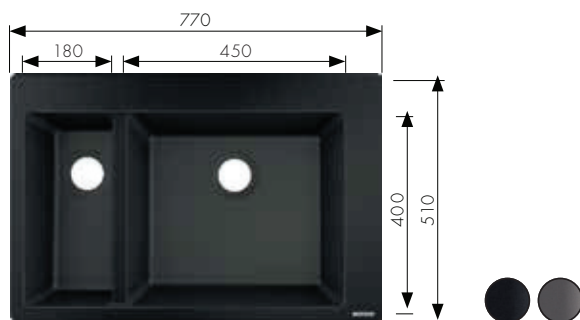
43314, -170, -290

43927, -000 Manual waste and overflow system

43937, -000 Automatic waste and overflow system

43947, -000 Automatic waste and overflow system for **Select** unit

Installation type



Built-in sink 180/450

Base cabinet : 800mm

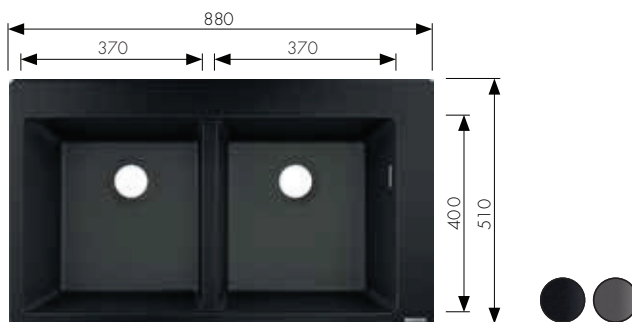
43315, -170, -290

43928, -000 Manual waste and overflow system

43938, -000 Automatic waste and overflow system

43948, -000 Automatic waste and overflow system for **Select** unit

Installation type



Built-in sink 370/370

Base cabinet : 900mm


43316, -170, -290

43928, -000 Manual waste and overflow system

43938, -000 Automatic waste and overflow system

43948, -000 Automatic waste and overflow system for **Select** unit

Installation type



Built-in sink 305/435

Base cabinet : 900mm

43317, -170, -290

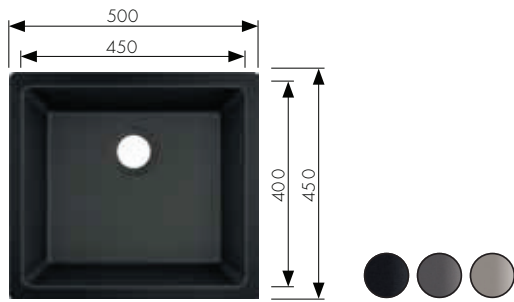
43928, -000 Manual waste and overflow system

43938, -000 Automatic waste and overflow system

43948, -000 Automatic waste and overflow system for **Select** unit

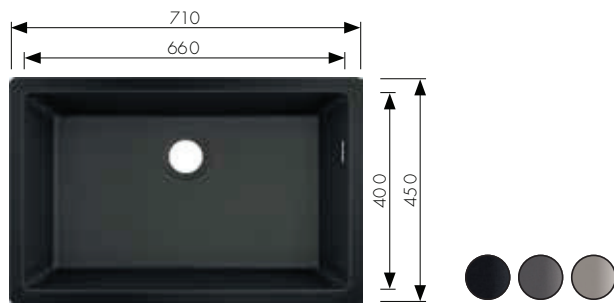
Installation type





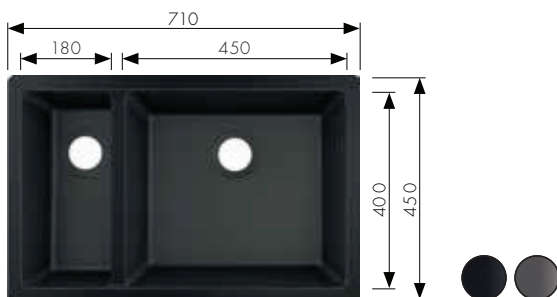
Undermount sink 450
 Base cabinet : 600mm
 # 43431, -170, -290, -380
 # 43927, -000 Manual waste and overflow system
 # 43937, -000 Automatic waste and overflow system
 # 43947, -000 Automatic waste and overflow system for **Select** unit

Installation type



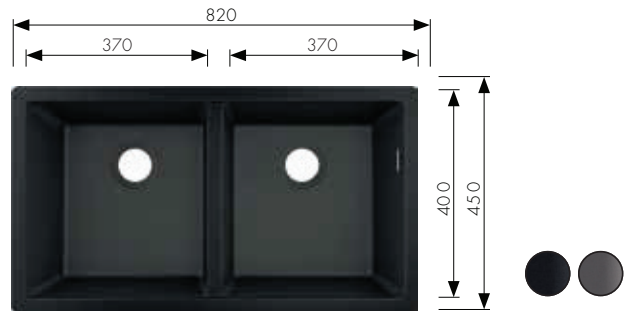
Undermount sink 660
 Base cabinet : 800mm
 # 43432, -170, -290, -380
 # 43927, -000 Manual waste and overflow system
 # 43937, -000 Automatic waste and overflow system
 # 43947, -000 Automatic waste and overflow system for **Select** unit

Installation type



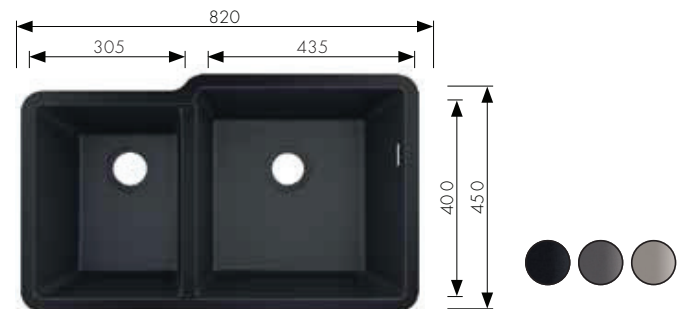
Undermount sink 180/450
 Base cabinet : 800mm
 # 43433, -170, -290
 # 43928, -000 Manual waste and overflow system
 # 43938, -000 Automatic waste and overflow system
 # 43948, -000 Automatic waste and overflow system for **Select** unit

Installation type



Undermount sink 370/370
 Base cabinet : 900mm
 # 43434, -170, -290
 # 43928, -000 Manual waste and overflow system
 # 43938, -000 Automatic waste and overflow system
 # 43948, -000 Automatic waste and overflow system for **Select** unit

Installation type




Undermount sink 305/435
 Base cabinet : 900mm
 # 43436, -170, -290, -380
 # 43928, -000 Manual waste and overflow system
 # 43938, -000 Automatic waste and overflow system
 # 43948, -000 Automatic waste and overflow system for **Select** unit

Installation type



Sink finish options

Indicating the surface measurement, each Order No. (#) will have 8 digits, e.g. 43312, -170 = graphite black



-170
graphite black



-290
stone grey



-380
concrete grey

Where ergonomics meets aesthetics – **Metris M71.**



The M71 range is both eye-catching and an indispensable kitchen assistant. Its clean, minimalist design in chrome or stainless steel is ideally suited to hansgrohe sinks, while the ergonomic, comfortable operating concept makes them a match made in heaven. M71 fittings are available at differing spout heights (ComfortZone), with Select technology and many other labour-saving features.



Rocker lever:


With Select technology and a rocker lever positioned at the front edge of the sink, the kitchen tap can be conveniently operated without reaching across the flow of water.

Functional:

By turning the ergonomic rocker lever you can control the water temperature, while tilting it allows you to control the volume of the water flow.



Select button:
With the Select button at the front edge of the sink, the kitchen tap can be conveniently operated from the front.



Operating the Select button:


The water flow can be started and stopped by pressing the Select button. The drain is opened and closed by turning the control unit.




The pull-out spray extends your working space:

The hose is protected from damage as it is secured in the sBox. With the Select button at the front of the sink, the water can be turned on and off at the touch of a button. The handle remains open, maintaining water volume and temperature.

Metris Select M71




Metris Select M71
2-hole single lever kitchen mixer 320, Eco,
pull-out spray 2jet, **with sBox**
73827, -000




Metris Select M71
2-hole single lever kitchen mixer 220, Eco,
pull-out spray 2jet, **with sBox**
73826, -000




Metris Select M71
2-hole single lever kitchen mixer 200,
pull-out spray, 2jet, **with sBox**
73849, -009, -349, -679




Metris Select M71
2-hole single lever kitchen mixer 200, Eco,
pull-out spout 1jet, **with sBox**
73825, -000




Metris Select M71
Single lever kitchen mixer 320, Eco,
pull-out spout, 1jet, **with sBox**
73807, -000



Metris Select M71
Single lever kitchen mixer 240,
pull-out spout, 1jet, **with sBox**
73847, -009




Metris Select M71
Single lever kitchen mixer 320, Eco,
pull-out spout, 1jet
14786, -000





Metris Select M71
Single lever kitchen mixer 320, Eco,
1jet
14785, -000, -800




Metris M71



Metris M71
Single lever kitchen mixer 320, Eco,
pull-out spray, 2jet, **with sBox**
73824, -000




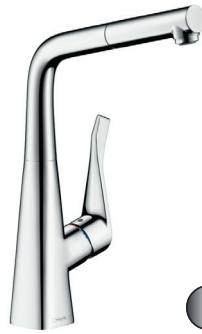
Metris M71
Single lever kitchen mixer 320, Eco,
pull-out spout, 1jet, **with sBox**
73828, -000




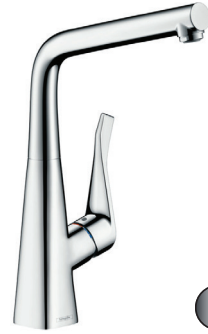
Metris M71
Single lever kitchen mixer 220, Eco,
pull-out spray, 2jet, **with sBox**
73823, -000



Metris M71
Single lever kitchen mixer 320, Eco,
pull-out spray, 2jet
14780, -000, -800



Metris M71
Single lever kitchen mixer 320, Eco,
pull-out spout, 1jet
14781, -000




Metris M71
Single lever kitchen mixer 320, Eco, 1jet
14782, -000



Kitchen tap finish options

Indicating the surface finish, each Order No. (#)
will have 8 digits, e.g. 28500, -000 = chrome




-000/-009
chrome



-340/-349
brushed black
chrome



-670/-679
matt black



-800/-809
stainless steel finish

An all-rounder for the modern kitchen – **Talis M51.**



Pull-out hose:

It couldn't be easier to switch between the two spray types. Use normal spray to quickly fill large pots and vases, and shower spray to thoroughly clean kitchen implements and fruit, vegetables or fish. Thanks to the ergonomic design, you can change the spray type single-handedly, while keeping the water flowing.



Select functionality:

Select technology puts water control at your fingertips, whatever you're doing in the kitchen. You can operate it with the back of your hand, elbow or forearm, which is invaluable when you have your hands full or your hands are dirty from cooking. Simply press the Select button to start and stop the water flow quickly and easily.

Additional products

Dishwashing liquid/lotion dispenser:

Available in three different designs and two finishes. We recommend A71 to match the Metris M71, A51 for Talis M51 and M52, and A41 to match Focus M41 and M42, as well as a selection of products from other ranges.



A71 Soap-/lotion dispenser
40468, -000, -670, -800



A51 Soap-/lotion dispenser
40448, -000, -670, -800




A41 Soap-/lotion dispenser
40438, -000, -670, -800

Talis Select M51



Talis Select M51

Single lever kitchen mixer 300,
pull-out spout, 1jet, **with sBox**
73859, -009




Talis Select M51

Single lever kitchen mixer 300, Eco,
pull-out spout, 1jet
72826, -000, -800



Talis Select M51

Single lever kitchen mixer 300, Eco, 1jet
72825, -000



Talis M51




Talis M51
Single lever kitchen mixer 200, Eco,
pull-out spray, 2jet, **with sBox**
73876, -000



Talis M51
Single lever kitchen mixer 200, Eco,
pull-out spray, 2jet
72817, -000, -800




Talis M51
Single lever kitchen mixer 260, Eco, 1jet
72816, -000, -800




Kitchen tap finish options

Indicating the surface finish, each Order No. (#)
will have 8 digits, e.g. 28500, -000 = chrome



-000/-009
chrome



-800/-809
stainless steel finish

Dynamic elegance – **Talis M52.**



The symbiosis between style and function is immediately obvious in the Talis M52 range. These single lever taps, in either chrome or stainless steel, are all-rounders that suit every kitchen. The pull-out spout pivots a full 150 degrees, and some models can be extended by up to 76 cm thanks to the sBox. This gives you the flexibility and room to work in the kitchen that is so needed. Even positioning the tap close to a kitchen window poses no problem – you can pull the entire tap out to open the window and then replace it.



Tiltable taps in front of windows:

Windows that are open inward in front of normal kitchen taps pose a problem. These taps are ideal for installation in that situation, as you can simply move the tap as needed, allowing the window to be opened and closed with ease.



Design
The elegant spout and simple pin handle characterise the design of this range. The grip position is mounted vertically, which makes these taps the ideal solution for anywhere with limited space in front of the wall. The Talis M52 offers the maximum of flexibility: products in this range are also available for open water heaters, as well as with an isolation valve.



MagFit magnetic bracket:

The MagFit feature enables the hose to slide back almost silently and attach itself back in the centre of the tap spout.

Talis M52



Talis M52
Single lever kitchen mixer 220, Eco,
pull-out spray, 2jet, **with sBox**
73879, -000



Talis M52
Single lever kitchen mixer 220, Eco,
pull-out spray, 2 jet
72831, -000



Talis M52
Single lever kitchen mixer 260, Eco,
pull-out spout, 1jet, **with sBox**
73878, -000




Talis M52
Single lever kitchen mixer 260,
Eco, pull-out spout, 1jet
72832, -000




Kitchen tap finish options

Indicating the surface finish, each Order No. (#)
will have 8 digits, e.g. 28500, -000 = chrome




-000/-009
chrome



Talis M52
Single lever kitchen mixer 170, Eco,
pull-out spray, 2jet, **with sBox**
73869, -000



Talis M52
Single lever kitchen mixer 170, Eco,
pull-out spray, 2jet
32845, -000



Talis M52
Single lever kitchen mixer 170, Eco, 1jet
32857, -000



Minimalist lines – **Talis M54.**



The perfect complement to your kitchen has arrived: the Talis M54 range. Design requirements vary in the modern kitchen, but in the Talis M54 range you will find options that match every kitchen concept perfectly. Choose the slim and streamlined tap on a kitchen island, or one an alternative that meets the needs of your kitchen, be it a small space or kitchenette with wall mounted cupboards.



Design

Minimalism is found in the details, and in this respect the Talis M54 offers a unique and uncompromising design language. The flat handle accentuates the elongated silhouette of the spout, while the cartridge hugs the base of the tap. Discreetly placed on the inside of the handle is the hot/cold indicator – it is these details that make all the difference.

Talis M54 is available in three different shapes: round arch, L-shape and U-shape. That means they can fit into a variety of different kitchen designs including where there is a kitchen island (round arch), hanging cabinets (L-shape) and classic kitchen units (U-shape).

A perfect black match

The sink and the tap match perfectly, ensuring all components are colour coordinated.



Pull-out hose:

Models are available with or without sBox.



sBox:

With extendible kitchen taps and sink combi units the sBox ensures that the hose can be pulled out and then stowed away safely and easily. The 52 cm tall box fits into all standard base units from 74 cm upwards.



Talis M54



Talis M54

Single lever kitchen mixer 220, Eco, 1jet
72843, -000, -670



Talis M54

Single lever kitchen mixer 210, Eco,
pull-out spray, 2 jet
72842, -000, -670



Talis M54

Single lever kitchen mixer 270, Eco,
pull-out spout, 1jet
72845, -000, -670




Talis M54

Single lever kitchen mixer 260,
Eco, pull-out spout, 1jet
72844, -000, -670



Kitchen tap finish options

Indicating the surface finish, each Order No. (#)
will have 8 digits, e.g. 28500, -000 = chrome



-000/-009
chrome



-670/-679
matt black

Modern design in motion – **Focus M41.**



Focus M41



Focus M41

Single lever kitchen mixer 240, Eco,
pull-out spray, 2jet, **with sBox**
73895, -000



Focus M41

Single lever kitchen mixer 240, Eco,
pull-out spray, 2jet
31833, -000, -800



Focus M41

Single lever kitchen mixer 280, Eco, 1jet
31827, -000, -800



Focus M41

Single lever kitchen mixer 260, Eco, 1jet
31821, -000, -800



Focus M41

Single lever kitchen mixer 160, Eco, 1jet
31826, -000



For more products and information go to www.hansgrohe.com.sg

A range of options for your comfort – **Focus M42.**

Updating your sink? hansgrohe offers the Focus M42 kitchen mixer tap range so that you have a range of easy options available, each packed with details to ensure your work in the kitchen is easy and comfortable. The range offers different ComfortZone heights, a full pivoting circle of 360 degrees and, in some models, a pull-out tap and faucet. You also have the option to connect it to your boiler. These easy swaps mean that you can make the switch to the highest quality, at a very attractive price.





ComfortZone spout heights:

Find the right height for you and your needs – for example, the high spout is ideal for filling tall vases.



Rotating swivel range:

Almost all M42 products can swivel 360 degrees. This is particularly useful with low kitchen mixer taps when rinsing things at the sink.



A strong team:

M42, with both a pull-out shower spray or single spray, allows you to switch between a soft shower or clear laminar spray with the press of a button. You can give yourself even more room by choosing a model with an integrated sBox.

Focus M42



Focus M42

Single lever kitchen mixer 220, pull-out spray, 2jet
71874, -009



Focus M42

Single lever kitchen mixer 180, Eco, pull-out spray, 2jet
71862, -000




Focus M42

Single lever kitchen mixer 150, Eco, pull-out spout, 1jet
71865, -000



Focus M42

Single lever kitchen mixer 100, CoolStart, Eco, 1jet
71866, -000



Focus M42

Single lever kitchen mixer 120, CoolStart, Eco, 1jet
71864, -000




Top quality at an attractive price – **Logis M31.**



The Logis M31 range offers both comfort and ease of use. hansgrohe uses high quality materials to produce a high quality product at an attractive price. Featuring a range of different versions, you can choose the perfect one for you.

Logis M31



Logis M31

Single lever kitchen mixer 260, Eco, 1jet
71861, -000



Logis M31

Single lever kitchen mixer 160, Eco, 1jet
71860, -000



Classic design, modern execution – **Logis M32.**



Logis M32 has classic cross handles that feel natural in the hand. The wide range available suits all modern sinks, regardless of their form or size. Whether you require a single lever or a two-handle faucet, this range offers something to suit your needs.

Logis M32



Logis M32
2-handle kitchen mixer 220, Eco, 1jet
71283, -000



Logis M32
2-handle kitchen mixer, Eco, wall-mounted
highspout, 1jet
71284, -000



Accessories.

The kitchen is where we create and where we communicate, and is often the beating heart of the home. Today's kitchen should serve your every need, whilst also offering a warm and cosy atmosphere. Alongside this, your work at the sink can be made more efficient with the use of our elegant and high quality accessories.



Multifunctional strainer

Multitasking in the kitchen is made easier thanks to the multifunctional strainer, designed to move smoothly along the S51 and S71 sinks and those with a depth of 400-406 mm. The use with undermounted sinks requires individual assessment as it depends on the installation.



Dishwashing liquid/lotion dispenser:

This practical dispenser is available in three different designs and two different finishes, ensuring it coordinates perfectly with any hansgrohe kitchen tap.



SoftStart spray shaper:

The slow-opening aerator in the SoftStart jet shaper causes a gradual increase in water volume for a smoother start to water flow. This reduces splashing, especially for kitchen taps with a high spout.



Mobile draining board:

Thanks to its grooves, the mobile draining board drains water quickly and efficiently towards the sink. It offers hygienic safety when handling food and is dishwasher safe. After use, dishcloths and tea towels can be hung on the plastic frame to dry, allowing them to drip directly into the sink.



Chopping board:

The solid oak or walnut chopping board features a guide edge that allows you to slide it along hansgrohe sinks.

Accessories



A71 Soap-/ lotion dispenser
40468, -000, -670, -800




A51 Soap-/ lotion dispenser
40448, -000, -670, -800



A41 Soap-/ lotion dispenser
40438, -000, -670, -800



Kitchen-device shut-off valve
10823, -000, -670, -800



F13 spray former SoftStart
M24x1 chrome
92517, -000, -800



A10 drain cover
40952, -800



NEW

F15 Cutting board walnut
40960000



NEW

F16 Cutting board oak
40961000




A11 turning handle
for eccentric operation
40953, -670, -800



NEW

F14 Multifunctional strainer
40963000



NEW

F17 Mobile drainboard
40962800



F12 compensating element for sBox
43333000

F10 Clamping element set
16 pieces for countertop
thickness 1-3.5 cm
40950000

F11 Clamping element set
16 pieces for countertop thickness
3-5.5 cm
40951000

Technologies



Regulates the water flow with a simple push: an enjoyable way to start and finish any task.



Defines the height, side clearance and – with the pull-out function – the length of the space around the mixer.



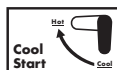
Limescale deposits are easily wiped away by rubbing a finger over the flexible silicone slats.



Reduces the flow rate to save water and energy for long-lasting pleasure.

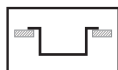


Enriches the water with a generous quantity of air for a refreshingly reliable splash-free spray.



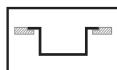
Cold water starts to flow when it is opened in the basic setting. You consume hot water only when you need it.

Sink installation options



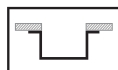
Surface-mounted:

The sink is inserted from above into a hole cut in the worktop.



Flush-fit:

The sink is fitted flush to the worktop, providing the seamless transition between sink and worktop that is only possible with stainless steel sinks.



Under-mounted:

The sink is lowered into the worktop, making the kitchen appear more spacious.

Sinks finish options


Indicating the surface finish, each Order No. (#) will have 8 digits, e.g. 28500, -290 = stone grey




-170 Graphite Black



-290 stone grey




-380 concrete grey



-800/809 stainless steel

Kitchen tap finish options

Indicating the surface finish, each Order No. (#) will have 8 digits, e.g. 28500, -000 = chrome



-000/-009 chrome



-340/-349 brushed black chrome



-670/-679 matt black



-800/-809 stainless steel finish

Discover more online: Sign up to stay up to date

Want to know more? Register for updates
and we will keep you informed about new
products and other hansgrohe news.

hansgrohe.com.sg/register



Simply scan the code
to register.



This booklet contains only a selection of our products. Our full range
can be found at **hansgrohe.com.sg**



Find hansgrohe online and on social media.