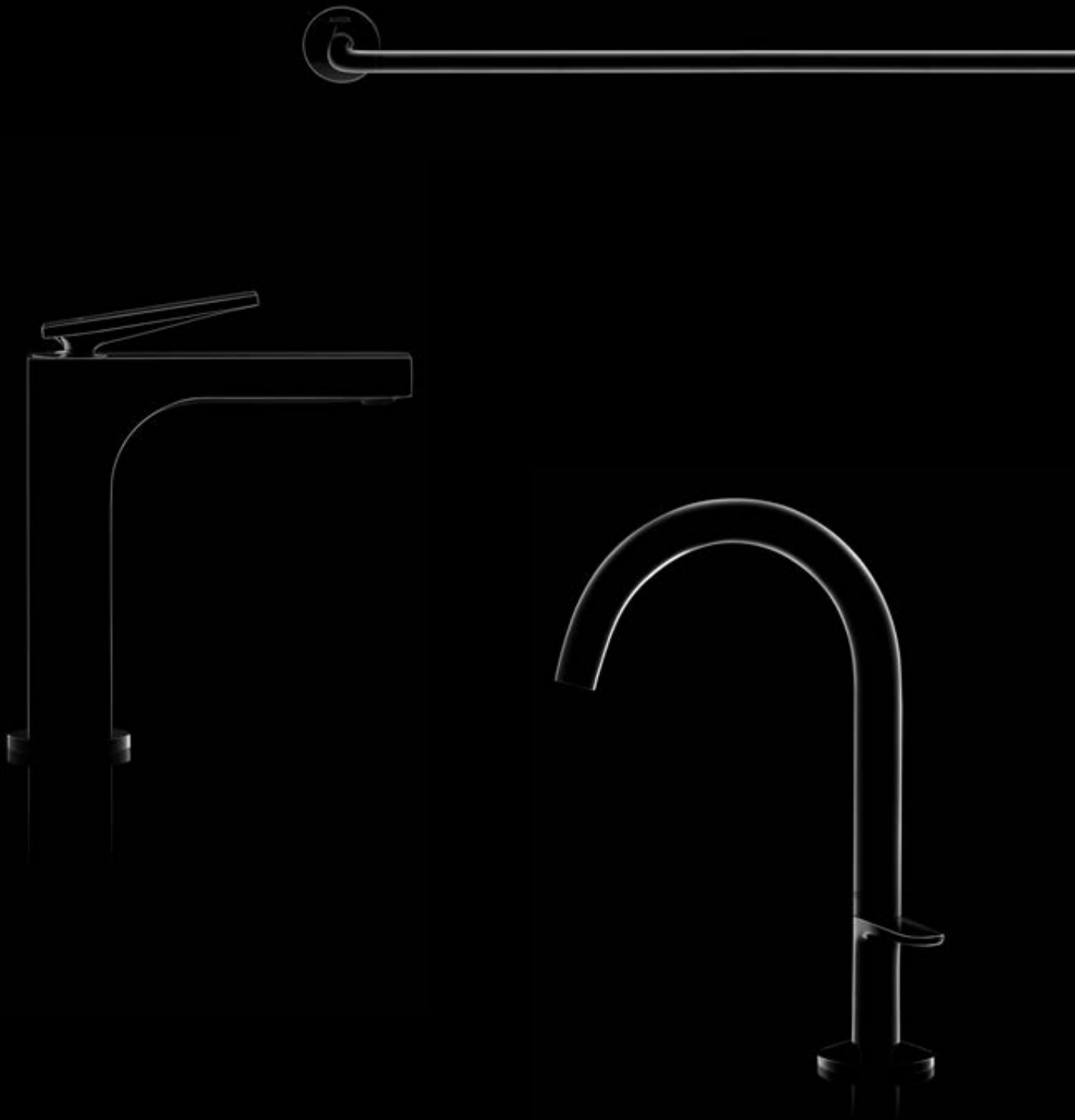


AXOR



PRODUCT NEWS 2021 PRICE BOOK
FORM FOLLOWS PERFECTION

The prices quoted are recommended retail prices and do not include VAT. Errors and omissions excepted.
This Product News Price Book renders all preceding ones void. Measurements within scale drawings are in mm.

FORM FOLLOWS PERFECTION

For over 25 years, AXOR has stood for customized bathroom design. Customers can select from an impressively wide range of products – about 2,000 – from AXOR collections and AXOR programs. In recent years, the brand has increased emphasis on the development of an extensive shower product range with exclusive items reflecting classic to avant-garde design.

The philosophy and the stories behind the individual collections are unique. Reflecting the designers' personal inspirations, the bathroom collections offer a wide range of styles in design languages ranging from classic to modern. Numerous international design awards – including many Best of the Best and Gold awards – demonstrate the high quality of AXOR design.

Modern bathroom planning is increasingly about expressing a customer's own particular style. With AXOR FinishPlus and AXOR Signature, AXOR can offer even more options for customizing design to create unique, individual bathrooms.

axor-design.com

	Brushed Brass -950
	Polished Gold Optic -990
	Brushed Gold Optic -250
	Brushed Bronze -140
	Polished Red Gold -300
	Brushed Red Gold -310
	Brushed Nickel -820
	Stainless Steel Optic -800
	Polished Black Chrome -330
	Brushed Black Chrome -340
	Polished Chrome -020
	Brushed Chrome -260
	Polished Nickel -830
	Polished Bronze -130
	Polished Brass -930

AVAILABLE FROM QUANTITY 1

AVAILABLE FROM QUANTITY 30

AXOR Brand

AXOR FINISHPLUS

AXOR FINISHPLUS

REFINED. TO PERFECTION.

Exceptionally radiant, robust and resistant, AXOR FinishPlus surfaces offer outstanding color brilliance. The incomparable shine of the polished and brushed surfaces is the result of a state-of-the-art process for coating: Physical Vapor Deposition (PVD), the evaporation of Zirconium molecules in a vacuum.

The new lacquered finish Matt Black - exclusively available for the AXOR One collection, the AXOR Universal Circular Accessories and selected complementary products - offers a silky, smooth surface, which gives a strong color and discreet elegance.

AXOR FinishPlus. Available in exclusive surfaces. Also available according to individual specifications. In theory, any color preference is possible. In practice, a feasibility test must be conducted. Once approved by AXOR experts, a special product is transformed into a unique original.

AVAILABLE FROM QUANTITY 1



Brushed Brass
-950



Polished Gold Optic
-990



Brushed Gold Optic
-250



Brushed Bronze
-140



Polished Red Gold
-300



Brushed Red Gold
-310



Brushed Nickel
-820



Stainless Steel Optic
-800



Polished Black Chrome
-330



Brushed Black Chrome
-340

Matt Black is available only for products in the AXOR One collection, in the AXOR Universal Circular Accessories program and other specified complementary products.



Matt Black
-670

AVAILABLE FROM QUANTITY 30



Polished Chrome
-020



Brushed Chrome
-260



Polished Nickel
-830



Polished Bronze
-130



Polished Brass
-930

brand	code no.	Euro	EAN	page
10				
AX	10452180	437.90	4011097254104	20
13				
AX	13586000	105.40	4059625032220	19
AX	13594000	84.90	4011097702100	30
AX	13609000	50.00	4059625329832	17
AX	13610000	30.00	4059625329825	17
AX	13610670	42.00	4059625329818	17
AX	13611000	30.00	4059625329801	18
AX	13611670	42.00	4059625329788	18
AX	13623180	210.00	4059625032213	19
AX	13625180	240.00	4059625329764	17
16				
AX	16180180	301.50	4011097678894	31
AX	16182180	236.70	4011097797427	29
26				
AX	26434180	229.10	4059625032176	27
28				
AX	28282000	49.90	4011097239156	32
AX	28282670	69.90	4059625294888	32
AX	28284000	59.60	4011097239187	28
AX	28286000	54.90	4011097239163	28
35				
AX	35361180	300.00	4059625184639	26
38				
AX	38010000	907.30	4011097806518	29
AX	38010670	1,270.20	4059625338216	29
AX	38119000	870.50	4011097677873	30
AX	38119670	1,218.70	4059625366066	30
AX	38120000	883.00	4011097677880	31
AX	38120670	1,236.20	4059625366073	31
AX	38411000	202.80	4011097849317	31
AX	38411670	283.90	4059625331781	31
AX	38412000	1,046.00	4011097849300	31
AX	38412670	1,464.40	4059625331774	31
AX	38959000	104.50	4011097705101	16
AX	38960000	49.00	4011097704647	16
39				
AX	39001000	470.00	4059625358030	38
AX	39021000	770.00	4059625329337	38
AX	39022000	425.00	4059625329290	38
AX	39023000	510.00	4059625329276	38
AX	39024000	510.00	4059625329245	38
AX	39071000	560.00	4059625358047	38
AX	39081000	560.00	4059625358054	38
AX	39119000	640.00	4059625329221	39
AX	39121000	520.00	4059625329191	39
AX	39151000	840.00	4059625358061	38
AX	39171000	700.00	4059625358078	39
AX	39181000	580.00	4059625358719	39
AX	39201000	560.00	4059625358726	40
AX	39214000	510.00	4059625329160	40
AX	39440000	1,800.00	4059625329146	41
AX	39471000	1,900.00	4059625358733	41
40				
HG	40068000	16.50	4011097218939	48
HG	40088000	16.50	4011097120461	48
42				
AX	42804000	115.00	4059625367643	46
AX	42804670	161.00	4059625367650	46
AX	42805000	100.00	4059625367612	46
AX	42805670	140.00	4059625367629	46
AX	42810000	130.00	4059625367674	46
AX	42810670	182.00	4059625367681	46

brand	code no.	Euro	EAN	page
AX	42811000	20.00	4059625367285	47
AX	42811670	28.00	4059625367292	47
AX	42812000	55.00	4059625367315	47
AX	42812670	77.00	4059625367322	47
AX	42813000	140.00	4059625367438	46
AX	42813670	196.00	4059625367445	46
AX	42822000	190.00	4059625367551	47
AX	42822670	266.00	4059625367568	47
AX	42823000	115.00	4059625367407	47
AX	42823670	161.00	4059625367414	47
AX	42826000	100.00	4059625367469	46
AX	42826670	140.00	4059625367476	46
AX	42843000	260.00	4059625367582	47
AX	42843670	364.00	4059625367599	47
AX	42844000	185.00	4059625368510	48
AX	42844670	259.00	4059625368503	48
AX	42848000	350.00	4059625368480	49
AX	42848670	490.00	4059625368473	49
AX	42849000	270.00	4059625368459	49
AX	42849670	378.00	4059625368442	49
AX	42855000	160.00	4059625367704	48
AX	42855670	224.00	4059625367711	48
AX	42856000	70.00	4059625367346	48
AX	42856670	98.00	4059625367353	48
AX	42857000	105.00	4059625367377	48
AX	42857670	147.00	4059625367384	48
AX	42858000	140.00	4059625368428	48
AX	42858670	196.00	4059625368411	48
AX	42860000	120.00	4059625367490	46
AX	42860670	168.00	4059625367506	46
AX	42872000	150.00	4059625367735	49
AX	42872670	210.00	4059625367742	49
AX	42873000	80.00	4059625367766	49
AX	42873670	112.00	4059625367773	49
AX	42880000	160.00	4059625367520	46
AX	42880670	224.00	4059625367537	46
45				
AX	45710180	306.20	4011097789309	22
AX	45711000	687.40	4011097788999	20
AX	45711670	962.40	4059625331767	20
AX	45712000	859.30	4011097788982	21
AX	45712670	1,203.00	4059625331743	21
AX	45713000	1,122.70	4011097788975	21
AX	45713670	1,571.80	4059625331712	21
AX	45720000	160.20	4011097790022	28
AX	45720670	224.30	4059625331682	28
AX	45723000	189.00	4011097789910	28
AX	45723670	264.60	4059625331675	28
AX	45770180	207.90	4011097789903	22
AX	45771000	320.70	4011097789798	22
AX	45771670	449.00	4059625331644	22
AX	45790000	231.40	4011097807980	22
48				
AX	48000000	350.00	4059625329733	18
AX	48000670	490.00	4059625366318	18
AX	48001000	350.00	4059625329719	18
AX	48001670	490.00	4059625329696	18
AX	48002000	450.00	4059625329672	18
AX	48002670	630.00	4059625329641	18
AX	48010000	430.00	4059625331583	15
AX	48010670	602.00	4059625331569	15
AX	48020000	450.00	4059625331545	15
AX	48020670	630.00	4059625331507	15
AX	48030000	585.00	4059625331354	15

brand	code no.	Euro	EAN	page
AX	48030670	819.00	4059625331316	15
AX	48050000	585.00	4059625331262	16
AX	48050670	819.00	4059625331231	16
AX	48060000	540.00	4059625331187	15
AX	48060670	756.00	4059625331149	15
AX	48070000	650.00	4059625331095	16
AX	48070670	910.00	4059625331064	16
AX	48112000	480.00	4059625331026	17
AX	48112670	672.00	4059625330999	17
AX	48120000	390.00	4059625329511	19
AX	48120670	546.00	4059625329498	19
AX	48210000	350.00	4059625330944	19
AX	48210670	490.00	4059625330920	19
AX	48440000	1,800.00	4059625330913	20
AX	48440670	2,520.00	4059625330883	20
AX	48490000	220.00	4059625330722	25
AX	48490670	308.00	4059625330708	25
AX	48491000	950.00	4059625330685	26
AX	48491670	1,330.00	4059625330678	26
AX	48492000	1,100.00	4059625330661	26
AX	48492670	1,540.00	4059625330647	26
AX	48493000	850.00	4059625330623	26
AX	48493670	1,190.00	4059625330616	26
AX	48494000	1,000.00	4059625322680	27
AX	48494670	1,400.00	4059625330593	27
AX	48495000	200.00	4059625330579	27
AX	48495670	280.00	4059625330562	27
AX	48496000	300.00	4059625330555	27
AX	48496670	420.00	4059625330531	27
AX	48651000	110.00	4059625330456	27
AX	48651670	154.00	4059625330432	27
AX	48790000	1,200.00	4059625330371	24
AX	48790670	1,680.00	4059625330357	24
AX	48791000	350.00	4059625330333	25
AX	48791670	490.00	4059625330326	25
AX	48792000	260.00	4059625330319	25
AX	48792670	364.00	4059625328897	25
AX	48798180	150.00	4059625329368	24
51				
AX	51305000	88.10	4059625077818	32
AX	51305670	123.30	4059625339817	32
AX	51306000	37.30	4059625077689	32
AX	51306670	52.20	4059625339824	32
58				
AX	58304000	188.30	4059625077511	32
AX	58304670	263.60	4059625345795	32
AX	58305180	108.10	4059625077535	32
AX	58306180	151.60	4059625077542	32
AX	58312000	39.00	4059625077634	32
AX	58312670	54.60	4059625345825	32
AX	58313180	47.10	4059625077641	32
AX	58314180	72.70	4059625077665	32
96				
AX	96441000	118.90	4011097432717	20
97				
AX	97686000	229.60	4011097502779	20



AXOR ONE

Basin	15
Bidet	19
Bath	20
Thermostatic module	20
Valve	22
Showerpipe	24
Shower sets	24
Overhead showers	24
Hand showers	27
Porter	28
AXOR Complementary products in Matt Black	29



„AXOR ONE PROVOKES
THE MEMORY OF WATER
BUT HERALDS A NEW WAY
OF CONTROLLING IT THAT
IS MUCH MORE PRECISE
AND INCREDIBLY REFINED.“

Edward Barber and Jay Osgerby

AXOR ONE

THE ESSENCE OF SIMPLICITY

AXOR One. A bathroom collection so elegant, elemental and pure, it could be realized only through radical innovation. Whether at the wash basin, bathtub or shower, familiar archetypes have been reinvented for greater clarity, enhanced function and superior control. Powered by advanced Select technology, the mixer establishes a new mode of interaction: Press down on its all-in-one controller

to start or stop the water; swivel clockwise to increase the temperature. The action is effortless, intuitive and ultra-precise, and this same inventive design thinking characterizes the entire collection. Timeless by design, and available in Chrome, Matt Black and an array of exclusive AXOR FinishPlus surfaces, AXOR One brings exquisite beauty to any bathroom.

Design: Barber Osgerby

THE ESSENCE OF SIMPLICITY WITH NEW INTERACTION

A collection of elegant archetypes for the wash basin, bathtub and shower, AXOR One is unified by a holistic design language of slender silhouettes, flat surfaces, soft corners and balanced proportions. The iconic mixers feature a gentle taper to their curved spouts, a subtle detail that signals exceptional quality of design and manufacturing. Utilizing Select technology, the mechanical mixer handles enable precise, water-saving on/off and temperate control. Positioning the cartridge underneath the wash basin makes the exceptionally slim silhouette possible. At the same time, it allows for fast and easy installation as well as easy service and maintenance: Only the waterpipe needs to be removed, while the cartridge can be easily released thanks to a bayonet clasp.

FAMILIAR ARCHETYPE

With its archetypal round arch, the product looks familiar but is enhanced through innovation

GENTLE TAPERED SPOUT

A subtle detail that signals both precision and exceptional quality of design and manufacturing

BAYONET CLASP

Easy and fast installation of cartridge underneath the wash basin

MATT BLACK

New lacquered surface finish Matt Black, exclusively available for AXOR One

MINIMALIST DESIGN

Reduced to the minimum, the product is simple in form and function

SELECT TECHNOLOGY WITH COOLSTART FUNCTION

The mechanical Select handle enables effortless, intuitive and ultra-precise control and includes a preset CoolStart function

WATERPIPE CONNECTION

Ensures water flow from cartridge to mixer above the wash basin



ON / OFF:


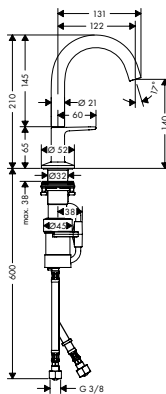

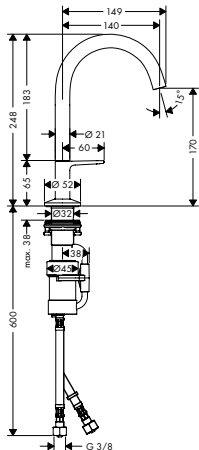

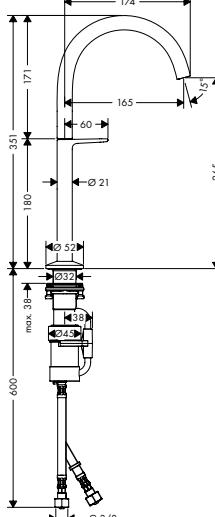

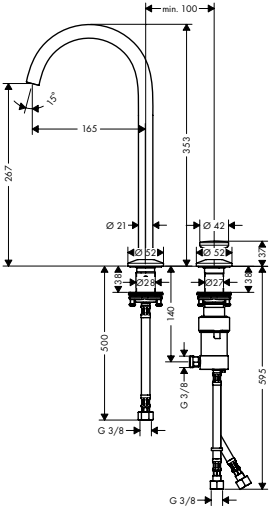
Press down on its all-in-one controller - the Select handle - to start or stop the water.

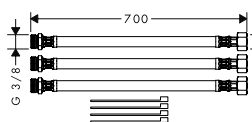


TEMPERATURE CONTROL:

The handle includes a preset CoolStart function, an environmentally friendly technology that helps conserve resources.

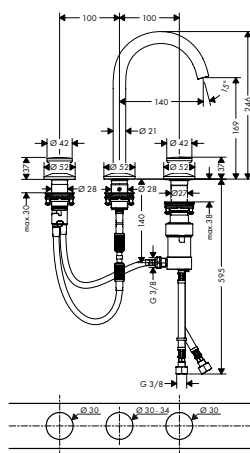


Basin		finish	code no.	Euro
<div>NEW</div> 		Basin mixer Select 140 with push-open waste set		
		/ consists of: Basin mixer, waste set / ComfortZone 140 / projection 122 mm / spray type: normal spray / maximum flow rate at 3 bar: 5 l/min / Select cartridge with temperature control / temperature limitation adjustable / suitable for continuous flow water heaters / push-open waste set G 1 1/4 / material waste set: metal / connection type: G 3/8 connections / connection dimension: DN15 / cold water in middle position		
		Chrome 48010000 430.00 Matt Black 48010670 602.00 Special Finishes* 48010XXX 645.00		
		<div><div>Select</div><div>Air Power</div><div>Comfort Zone</div><div>Cool Start</div></div>		
<div>NEW</div> 		Basin mixer Select 170 with push-open waste set		
		/ consists of: Basin mixer, waste set / ComfortZone 170 / projection 140 mm / spray type: normal spray / Select cartridge with temperature control / temperature limitation adjustable / suitable for continuous flow water heaters / push-open waste set G 1 1/4 / material waste set: metal / connection type: G 3/8 connections / connection dimension: DN15 / cold water in middle position		
		Chrome 48020000 450.00 Matt Black 48020670 630.00 Special Finishes* 48020XXX 675.00		
		<div><div>Select</div><div>Air Power</div><div>Comfort Zone</div><div>Cool Start</div></div>		
<div>NEW</div> 		Basin mixer Select 260 for wash bowls with push-open waste set		
		/ consists of: Basin mixer, waste set / ComfortZone 260 / projection 165 mm / spray type: normal spray / maximum flow rate at 3 bar: 5 l/min / Select cartridge with temperature control / temperature limitation adjustable / suitable for continuous flow water heaters / push-open waste set G 1 1/4 / material waste set: metal / connection type: G 3/8 connections / connection dimension: DN15 / cold water in middle position		
		Chrome 48030000 585.00 Matt Black 48030670 819.00 Special Finishes* 48030XXX 877.50		
		<div><div>Select</div><div>Air Power</div><div>Comfort Zone</div><div>Cool Start</div></div>		
<div>NEW</div> 		2-hole basin mixer Select 260 with push-open waste set		
		/ consists of: 2-hole basin mixer, waste set / ComfortZone 260 / projection 165 mm / swivel range 120° / spray type: normal spray / maximum flow rate at 3 bar: 5 l/min / Select cartridge with temperature control / temperature limitation adjustable / suitable for continuous flow water heaters / push-open waste set G 1 1/4 / material waste set: metal / connection type: G 3/8 connections / flexible arrangement of control unit and spout possible		
		Chrome 48060000 540.00 Matt Black 48060670 756.00 Special Finishes* 48060XXX 810.00		
		<div><div>Select</div><div>Air Power</div><div>Comfort Zone</div></div>		
		Optional parts: / Hose extension set for 2-hole basin mixer 38960000 49.00		
		Optional parts: / Hose extension set for 2-hole basin mixer 38960000 49.00		



38960000	49.00
----------	-------

- / length of hoses 700 mm
- / for free positioning of spout and handle



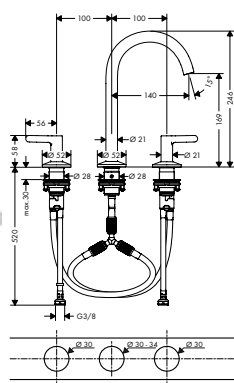
Chrome	48070000	650.00
Matt Black	48070670	910.00
Special Finishes*	48070XXX	975.00

- / consists of: 3-hole basin mixer, waste set
- / ComfortZone 170
- / projection 140 mm
- / swivel range 120°
- / spray type: normal spray
- / maximum flow rate at 3 bar: 5 1/ min
- / right handle: Select cartridge with temperature control
- / left handle: volume control
- / temperature limitation adjustable
- / suitable for continuous flow water heaters
- / push-open waste set G 1 1/4
- / material waste set: metal
- / connection type: G 3/8 connections
- / connection dimension: DN15



38959000	104.50
----------	--------

- / Hose extension set for 3-hole basin mixer



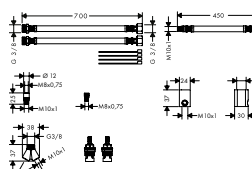
Chrome	48050000	585.00
Matt Black	48050670	819.00
Special Finishes*	48050XXX	877.50

- / consists of: 3-hole basin mixer, waste set
- / ComfortZone 170
- / projection 140 mm
- / swivel range 120°
- / spray type: normal spray
- / maximum flow rate at 3 bar: 5 l/min
- / ceramic valves hot/ cold 90°
- / suitable for continuous flow water heaters
- / push-open waste set G 1½
- / material waste set: metal
- / connection type: G ¾ connections
- / connection dimension: DN15





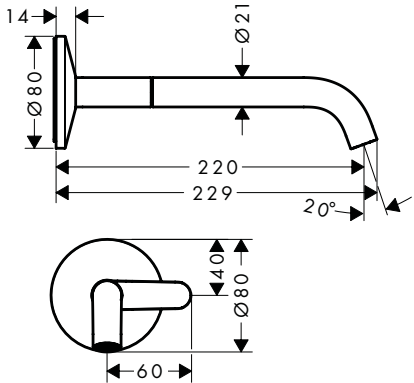


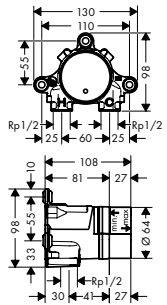


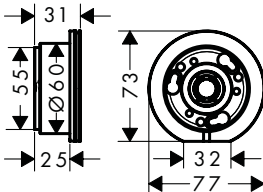


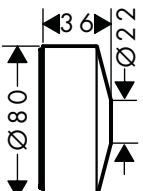
38959000	104.50
----------	--------

- / Hose extension set for 3-hole basin mixer

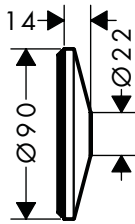


38959000	104.50
----------	--------

- / length of hoses 700 mm
- / for free positioning of spout and handles

		finish	code no.	Euro
  	Basin mixer for concealed installation wall-mounted Select with spout 220 mm		Chrome 48112000 480.00 Matt Black 48112670 672.00 Special Finishes* 48112XXX 720.00	
	/ consists of: basin mixer for concealed installation wall-mounted, waste set / projection 220 mm / spray type: normal spray / maximum flow rate at 3 bar: 5 l/min / Select cartridge with temperature control / suitable for continuous flow water heaters / non-closing waste set / connection type: basic set / connection dimension: DN15 / handle can be positioned on the right or left			available from June 2021
	Required parts: / Basic set for basin mixer for concealed installation wall-mounted Select		13625180	240.00
	Optional parts: / Extension element		Chrome 13610000 30.00 Matt Black 13610670 42.00 Special Finishes* 13610XXX 45.00	
	NEW / Extension element 9 cm		Chrome 13611000 30.00 Matt Black 13611670 42.00 Special Finishes* 13611XXX 45.00	
  	Basic set for basin mixer for concealed installation wall-mounted Select		13625180	240.00
	/ sound-decoupled installation / connection dimension: G 1/2			available from June 2021
	NEW / Extension 25 mm for basic set basin mixer for concealed installation wall-mounted Select		13609000	50.00
  	Extension 25 mm for basic set basin mixer for concealed installation wall-mounted Select		13609000	50.00
	/ extension for basic set / extension length: 25 mm			available from June 2021
  	Extension element		Chrome 13610000 30.00 Matt Black 13610670 42.00 Special Finishes* 13610XXX 45.00	
	/ for situations of limited depth for concealed installation / material: metal escutcheon			available from June 2021

NEW



Extension element 9 cm

- / for larger tile coverage
- / diameter: 90 mm
- / material: metal escutcheon

finish

code no.

Euro

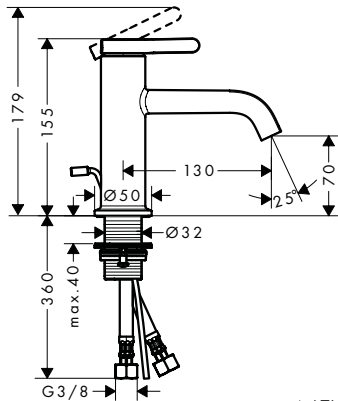
Chrome
Matt Black
Special Finishes*

13611000
13611670
13611XXX

30.00
42.00
45.00

available from
June 2021

NEW



NEW

Single lever basin mixer 70
with lever handle
and pop-up waste set

- / consists of: single lever basin mixer, waste set
- / ComfortZone 70
- / projection 130 mm
- / spray type: normal spray
- / maximum flow rate at 3 bar: 5 l/min
- / ceramic cartridge
- / temperature limitation adjustable
- / suitable for continuous flow water heaters
- / pop-up waste set G 1 1/4
- / material waste set: metal
- / connection type: G 3/8 connections
- / connection dimension: DN15



Alternative products:

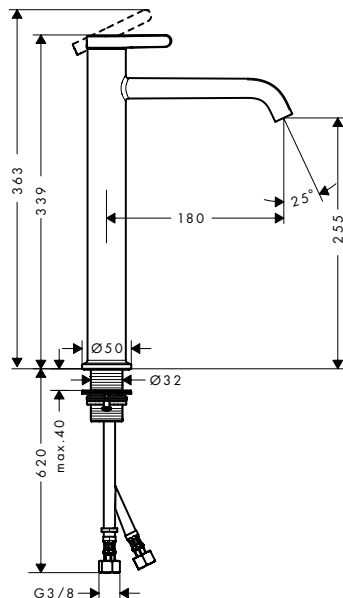
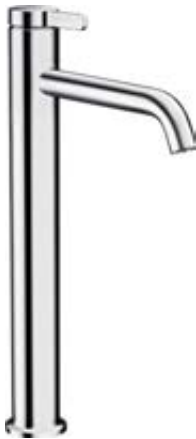
- / Single lever basin mixer 70 with lever handle and waste set

Chrome
Matt Black
Special Finishes*

48000000
48000670
48000XXX

350.00
490.00
525.00

NEW

Single lever basin mixer 260
with lever handle and waste set

- / consists of: single lever basin mixer, waste set
- / ComfortZone 260
- / projection 180 mm
- / spray type: normal spray
- / maximum flow rate at 3 bar: 5 l/min
- / ceramic cartridge
- / temperature limitation adjustable
- / non-closing waste set
- / material waste set: metal
- / connection type: G 3/8 connections
- / connection dimension: DN15

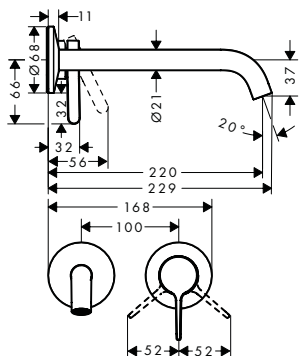


Chrome
Matt Black
Special Finishes*

48002000
48002670
48002XXX

450.00
630.00
675.00

NEW



Single lever basin mixer for concealed installation wall-mounted with lever handle and spout 220 mm

- / consists of: single lever basin mixer, waste set
- / projection 220 mm
- / spray type: normal spray
- / maximum flow rate at 3 bar: 5 l/min
- / ceramic cartridge
- / temperature limitation adjustable
- / suitable for continuous flow water heaters
- / non-closing waste set
- / material waste set: metal
- / connection type: basic set
- / connection dimension: DN15
- / handle can be positioned on the right or left, depends on the basic set installation

Required parts:

- / Basic set for single lever basin mixer for concealed installation wall-mounted

finish

code no.

Euro

Chrome
Matt Black
Special Finishes*

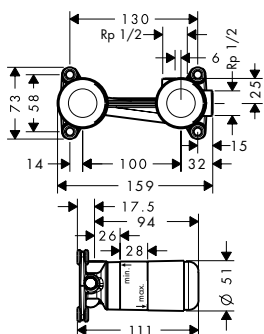
48120000
48120670
48120XXX

390.00
546.00
585.00



13623180

210.00



Basic set for single lever basin mixer for concealed installation wall-mounted

- / installation depth: 44 mm
- / variable positioning of the mixer system, can be left or right of the spout
- / connection dimension: DN15

Optional parts:

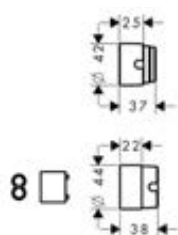
- / Extension set 25 mm for single lever basin mixer wall-mounted

13623180

210.00

13586000

105.40



Extension set 25 mm for single lever basin mixer wall-mounted

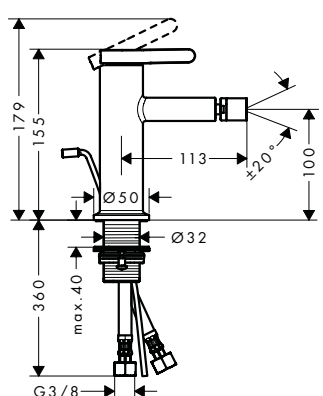
- / extension length: 25 mm

13586000

105.40

Bidet

NEW



Single lever bidet mixer with pop-up waste set

- / consists of: single lever bidet mixer, waste set
- / projection 113 mm
- / aerator with ball pivot
- / spray type: normal spray
- / maximum flow rate at 3 bar: 5 l/min
- / ceramic cartridge
- / temperature limitation adjustable
- / suitable for continuous flow water heaters
- / pop-up waste set G 1 1/4
- / material waste set: metal
- / connection type: G 3/8 connections
- / connection dimension: DN15

Chrome
Matt Black
Special Finishes*

48210000
48210670
48210XXX

350.00
490.00
525.00



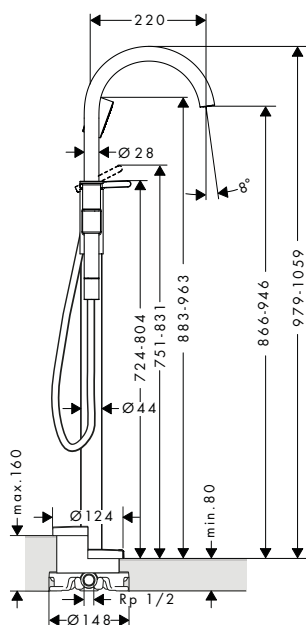
Bath

finish

code no.

Euro

NEW



NEW

Single lever bath mixer floor-standing

- / consists of: single lever bath mixer floor standing, hand shower, shower hose, shower holder
- / connection type: basic set
- / spray type mixer: normal spray
- / spray type hand shower: PowderRain
- / min. operating pressure: 1 bar
- / max. operating pressure: 10 bar
- / ceramic cartridge
- / temperature limitation adjustable
- / diverter with automatic resetting
- / non-return valve
- / connection dimension: DN15

Consisting of:

- / Metal effect shower hose 1.25 m (# 28282XXX)
- / Hand shower 75 ljet EcoSmart (# 48651XXX)

Required parts:

- / Basic set for mixers floor-standing

Optional parts:

- / Extension 60 mm for pipe
- / Sealing foil for basic set bath mixer floor-standing

Chrome

48440000

1,800.00

Matt Black

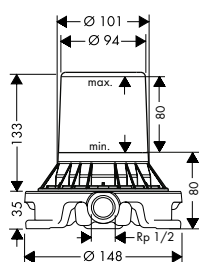
48440670

2,520.00

Special Finishes*

48440XXX

2,700.00

available from
June 2021

Basic set for mixers floor-standing

- / for mounting on unfinished floor
- / suitable for single lever bath mixer, single lever basin mixer and bath spout floor-standing
- / connection dimension: DN15

Optional parts:

- / Sealing foil for basic set bath mixer floor-standing

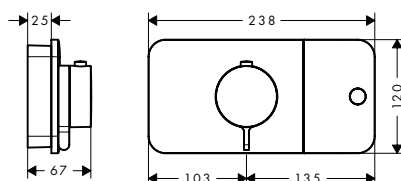
10452180

437.90

96441000

118.90

Thermostatic module



Thermostatic module for concealed installation for 1 function

NEW

Chrome

45711000

687.40

Matt Black

45711670

962.40

Special Finishes*

45711XXX

1,031.10



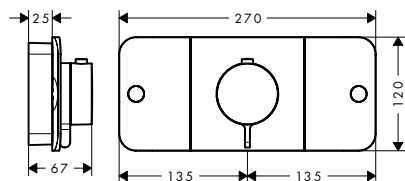
- / Eco-Function: flow rate regulation via lever handle
- / depending on volume flow and installation situation approx. 50% flow rate reduction
- / 1 function and 1 additional outlet
- / comfortable turning on / off of consumers with large Select-paddle
- / maximum flow rate at 3 bar: 24 l/min
- / flow rate per outlet: 24 l/min
- / thermostat cartridge, Start/stop valve to operate the functions
- / safety lock at 40° C
- / temperature limitation adjustable
- / the thermostat offers the possibility for thermal disinfection
- / non-return valve
- / connection type: basic set
- / min. operating pressure: 1 bar
- / Thermostat is delivered with button hand shower

Required parts:

- / Basic set for thermostatic module for concealed installation

45710180

306.20



Thermostatic module for concealed installation for 2 functions

NEW

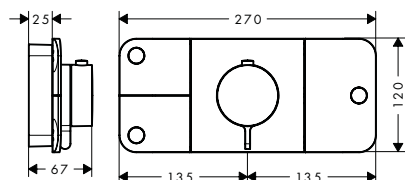
finish	code no.	Euro
Chrome	45712000	859.30
Matt Black	45712670	1,203.00
Special Finishes*	45712XXX	1,289.00



- / Eco-Function: flow rate regulation via lever handle
- / depending on volume flow and installation situation approx. 50% flow rate reduction
- / 2 functions and 1 additional outlet
- / comfortable turning on / off of consumers with large Select-paddle
- / simultaneous use of several outlets
- / flow rate per outlet: 24 l/min
- / flow rate by simultaneous use of all outlets: 30 l/min
- / thermostat cartridge, Start/stop valve to operate the functions
- / safety lock at 40° C
- / temperature limitation adjustable
- / the thermostat offers the possibility for thermal disinfection
- / non-return valve
- / connection type: basic set
- / min. operating pressure: 1 bar
- / Thermostat is delivered with buttons hand shower and Rain large

Required parts:

/ Basic set for thermostatic module for concealed installation	45710180	306.20
--	----------	--------



Thermostatic module for concealed installation for 3 functions

NEW

Chrome	45713000	1,122.70
Matt Black	45713670	1,571.80
Special Finishes*	45713XXX	1,684.10



- / Eco-Function: flow rate regulation via lever handle
- / depending on volume flow and installation situation approx. 50% flow rate reduction
- / 3 functions and 1 additional outlet
- / comfortable turning on / off of consumers with large Select-paddle
- / simultaneous use of several outlets
- / flow rate per outlet: 24 l/min
- / flow rate by simultaneous use of all outlets: 30 l/min
- / thermostat cartridge, Start/stop valve to operate the functions
- / safety lock at 40° C
- / temperature limitation adjustable
- / the thermostat offers the possibility for thermal disinfection
- / non-return valve
- / connection type: basic set
- / min. operating pressure: 1 bar
- / Thermostat is delivered with buttons handshower, Rain large and Body spray

Required parts:

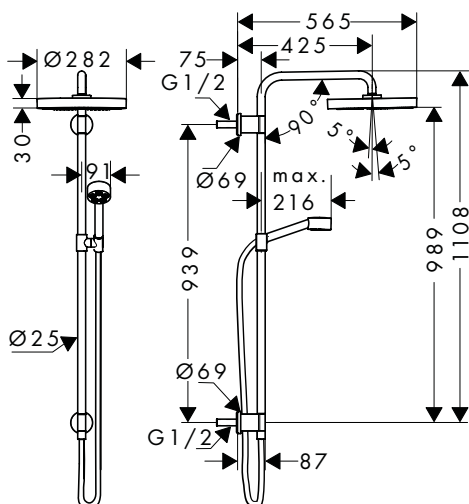
/ Basic set for thermostatic module for concealed installation	45710180	306.20
--	----------	--------

MONOLITHIC DESIGN FOR THE SHOWER

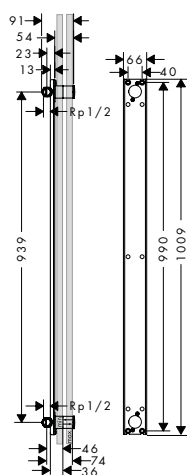
The AXOR One overhead showers and hand showers feature monolithic forms and an innovative organization of Rain and PowderRain spray types, reflected in the distinctive graphic language of the showerhead's spray disc. The AXOR One showerpipe is the perfect all-in-one combination of overhead shower, hand shower, wall bar and wall outlet. The showerpipe and shower set offer a clean appearance thanks to their integrated wall outlet. The entire collection can be personalized in Matt Black or an exclusive AXOR FinishPlus surface.



NEW



NEW



Showerpipe 280 1jet
for concealed installation

- / consists of: overhead shower, hand shower, wall connector, shower hose, hand shower holder, shower bar
- / overhead shower AXOR One 280 1jet
- / shower head size overhead shower: 280 mm
- / spray type overhead shower: PowderRain and Rain in combination
- / ball-joint: overhead shower angle adjustable
- / swivelling shower arm
- / shower holder inclination angle can be adjusted continuously
- / spray type hand shower: PowderRain
- / height-adjustable hand shower holder
- / requires a mixer for 2 functions
- / installation type: concealed
- / connection dimension: DN15
- / shower bar diameter: 25 mm

Consisting of:

- | | | |
|-----|---|---|
| NEW | / | Overhead shower 280 1jet
with shower arm (# 48491XXX) |
| NEW | / | Hand shower 75 1jet EcoSmart
(# 48651XXX) |
| NEW | / | Wall bar with wall connection
and shower hose (# 48792XXX) |

Required parts:

- NEW / Basic set for showerpipe

Optional parts:

- / Thermostatic module
for concealed installation
for 2 functions

NEW

- Chrome
Matt Black
Special Finishes*

code no.

finish

Euro

48790000

Chrome

48790670

Chronic
Matt Black

48790XXX

Special Finishes*

1.200.00

1.680.00

1,800.00



available from
June 2021

48798180

150.00

45712000

859.30

45712670

1,203.00

45712XXX

1,289.00

Basic set for showerpipe

- / sound-decoupled installation
- / connection dimension: G 1/2

48798180

150.00

available from
June 2021

Shower sets

finish

code no.

Euro

Shower set 75 ljet EcoSmart with wall connection

Chrome
Matt Black
Special Finishes*

48791000
48791670
48791XXX

350.00
490.00
525.00



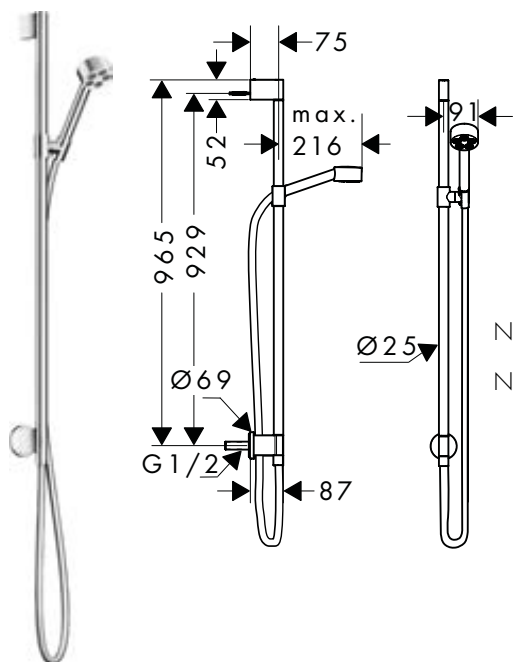
available from
June 2021

- / consists of: hand shower, shower bar, shower hose, slider, wall connector
- / shower head size: 72,5 mm
- / spray type: PowderRain
- / pivot connector prevent hose from tangling
- / metal hand shower holder
- / maximum flow rate at 3 bar: 9,1 l/min
- / shower bar diameter: 25 mm
- / profile stand pipe: round
- / wall supports of metal
- / wall mounting: screw fastening

Consisting of:

- / Hand shower 75 ljet EcoSmart (# 48651XXX)
- / Wall bar with wall connection and shower hose (# 48792XXX)

NEW



Wall bar with wall connection and shower hose

Chrome
Matt Black
Special Finishes*

48792000
48792670
48792XXX

260.00
364.00
390.00

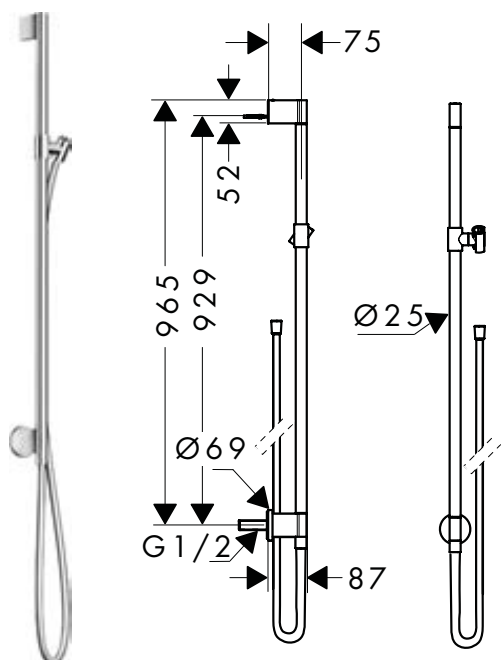
available from
June 2021

- / consists of: shower bar, slider, wall connector, shower hose
- / hose nut: for shower hoses with conical nut on both sides
- / profile stand pipe: round
- / shower bar diameter: 25 mm
- / metal hand shower holder
- / slider steplessly adjustable
- / wall supports of metal

Consisting of:

- / Shower hose 1.60 m (# 28626XXX)

NEW



Overhead showers

Overhead shower 75 ljet EcoSmart with shower arm

Chrome
Matt Black
Special Finishes*

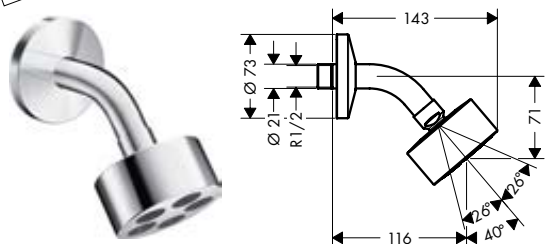
48490000
48490670
48490XXX

220.00
308.00
330.00

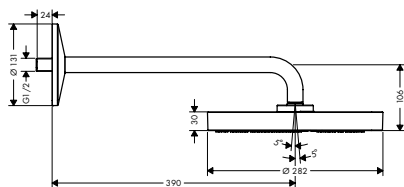


- / consists of: overhead shower, shower arm
- / shower head size: 73 mm
- / spray type: PowderRain
- / shower arm length 116 mm
- / ball-joint: overhead shower angle adjustable
- / maximum flow rate at 3 bar: 8,7 l/min
- / material spray disc: metal
- / overhead shower removable for cleaning
- / installation: wall
- / connection thread G 1/2
- / connection dimension: DN15

NEW



NEW



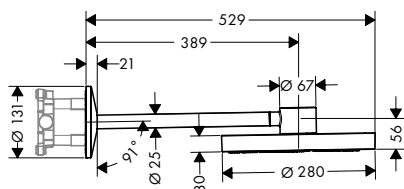
Overhead shower 280 1jet with shower arm

- / consists of: overhead shower, shower arm
- / shower head size: 280 mm
- / spray type: PowderRain and Rain in combination
- / shower arm length 390 mm
- / ball-joint: overhead shower angle adjustable
- / maximum flow rate at 3 bar: 12,3 l/min
- / material spray disc: metal
- / overhead shower removable for cleaning
- / installation: wall
- / connection thread G 1/2
- / connection dimension: DN15

Chrome	48491000	950.00
Matt Black	48491670	1,330.00
Special Finishes*	48491XXX	1,425.00



NEW



Overhead shower 280 2jet with shower arm

- / consists of: overhead shower, shower arm
- / shower head size: 280 mm
- / spray type: PowderRain, Rain
- / installation instructions:
- / connection of overhead shower: bayonet fixation
- / shower arm length 389 mm
- / maximum flow rate at 3 bar: 12 l/min
- / flow rate Rain spray (at 3 bar): 12 l/min
- / flow rate PowderRain spray (at 0.3 bar): 7,2 l/min
- / material spray disc: metal
- / overhead shower removable for cleaning
- / installation: wall
- / connection dimension: DN15

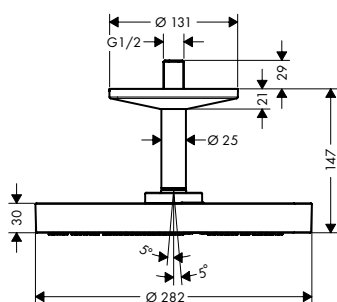
Chrome	48492000	1,100.00
Matt Black	48492670	1,540.00
Special Finishes*	48492XXX	1,650.00



Required parts:

/ Basic set for overhead shower 2jet with shower arm	35361180	300.00
--	----------	--------

NEW



Overhead shower 280 1jet with ceiling connection

- / consists of: overhead shower, ceiling connector
- / shower head size: 280 mm
- / spray type: PowderRain and Rain in combination
- / ball-joint: overhead shower angle adjustable
- / maximum flow rate at 3 bar: 12,2 l/min
- / material spray disc: metal
- / overhead shower removable for cleaning
- / brass ceiling connector
- / ceiling connection length: 120 mm
- / installation: ceiling
- / connection thread G 1/2
- / connection dimension: DN15

Chrome	48493000	850.00
Matt Black	48493670	1,190.00
Special Finishes*	48493XXX	1,275.00



Alternative products:

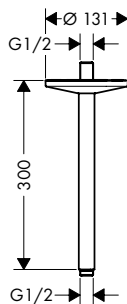

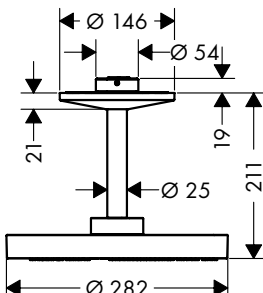

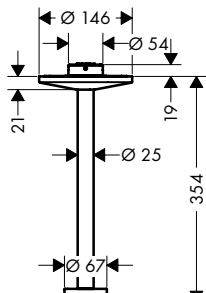

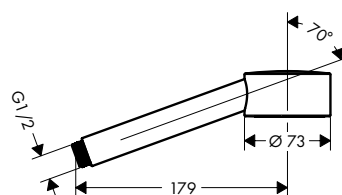



NEW / Overhead shower 280 2jet with ceiling connection	Chrome	48494000	1,000.00
	Matt Black	48494670	1,400.00
	Special Finishes*	48494XXX	1,500.00


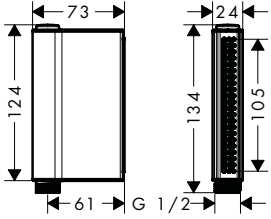



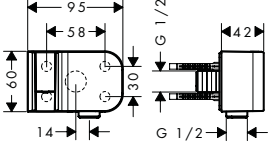
Required parts:

/ Basic set for overhead shower with ceiling connector	26434180	229.10
--	----------	--------

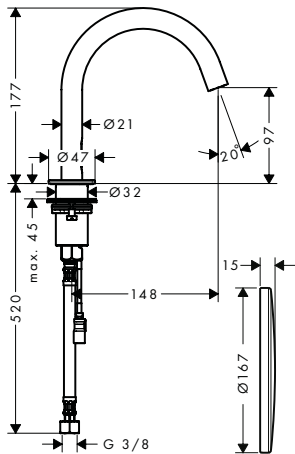
Optional parts:

NEW / Ceiling connector 300 mm for overhead shower 280 1jet	Chrome	48495000	200.00
	Matt Black	48495670	280.00
	Special Finishes*	48495XXX	300.00

		finish	code no.	Euro		
<div><div>NEW</div></div>	Ceiling connector 300 mm for overhead shower 280 1jet		Chrome	48495000	200.00	
			Matt Black	48495670	280.00	
			Special Finishes*	48495XXX	300.00	
			/ length: 300 mm / ceiling installation / installation type: exposed installation / connection thread G 1/2 / connection dimension DN15			
<div><div>NEW</div></div>	Overhead shower 280 2jet with ceiling connection		Chrome	48494000	1,000.00	
			Matt Black	48494670	1,400.00	
			Special Finishes*	48494XXX	1,500.00	
			/ consists of: overhead shower, ceiling connector / shower head size: 280 mm / spray type: PowderRain, Rain / installation instructions: / connection of overhead shower: bayonet fixation / maximum flow rate at 3 bar: 12 l/min / flow rate Rain spray (at 3 bar): 12 l/min / flow rate PowderRain spray (at 0.3 bar): 7,2 l/min / material spray disc: metal / overhead shower removable for cleaning / brass ceiling connector / ceiling connection length: 211 mm / installation: ceiling / connection dimension: DN15			
	NEW	Alternative products:				
		/ Overhead shower 280 1jet with ceiling connection		Chrome	48493000	850.00
				Matt Black	48493670	1,190.00
			Special Finishes*	48493XXX	1,275.00	
			Required parts:			
	/ Basic set for overhead shower with ceiling connector			26434180	229.10	
NEW	Optional parts:					
	/ Ceiling connector 300 mm for overhead shower 280 2jet		Chrome	48496000	300.00	
			Matt Black	48496670	420.00	
			Special Finishes*	48496XXX	450.00	
<div><div>NEW</div></div>	Ceiling connector 300 mm for overhead shower 280 2jet		Chrome	48496000	300.00	
			Matt Black	48496670	420.00	
			Special Finishes*	48496XXX	450.00	
			/ length: 300 mm / ceiling installation / installation type: exposed installation / connection dimension DN15			
Hand showers						
<div><div>NEW</div></div>	Hand shower 75 1jet EcoSmart		Chrome	48651000	110.00	
			Matt Black	48651670	154.00	
			Special Finishes*	48651XXX	165.00	
			/ shower head size: 73 mm / additional comment: material: metal / spray type: PowderRain / maximum flow rate at 3 bar: 9,1 l/min / with internal water conduction / rinseable screen seal / connection thread G 1/2 / connection dimension: DN15			
		<div><div>Eco Smart</div><div></div><div></div></div>				

			finish	code no.	Euro
		Hand shower 2jet / spray type: normal spray, flood spray / convenient diversion via Select button / maximum flow rate at 3 bar: 12 l/min / Minimum flow pressure: 2,5 bar / with internal water conduction / rinseable screen seal / connection thread G 1/2 / connection dimension: DN15 / not recommended for rim-/ tile-mounted mixers	NEW	Chrome	45720000 160.20
				Matt Black	45720670 224.30
				Special Finishes*	45720XXX 240.30
					 
		Optional parts: / Metal effect shower hose 1.25 m / Metal effect shower hose 1.60 m / Metal effect shower hose 2.00 m	NEW	Chrome	28282000 49.90
				Matt Black	28282670 69.90
				Special Finishes*	28282XXX 74.90
				Chrome	28286000 54.90
				Special Finishes*	28286XXX 82.40
				Chrome	28284000 59.60
				Special Finishes*	28284XXX 89.40
Porter 		Porter unit / for hoses with cylindrical nuts / metal / integrated support function / non-return valve / connection type: G 1/2 / installation: wall	NEW	Chrome	45723000 189.00
				Matt Black	45723670 264.60
				Special Finishes*	45723XXX 283.50
		Optional parts: / Metal effect shower hose 1.25 m / Metal effect shower hose 1.60 m / Metal effect shower hose 2.00 m	NEW	Chrome	28282000 49.90
				Matt Black	28282670 69.90
				Special Finishes*	28282XXX 74.90
				Chrome	28286000 54.90
				Special Finishes*	28286XXX 82.40
				Chrome	28284000 59.60
				Special Finishes*	28284XXX 89.40

Basin



Electronic basin mixer
with temperature
pre-adjustment
with mains connection 230 V

NEW

finish	code no.	Euro
Chrome	38010000	907.30
Matt Black	38010670	1,270.20
Special Finishes *	38010XXX	1,361.00

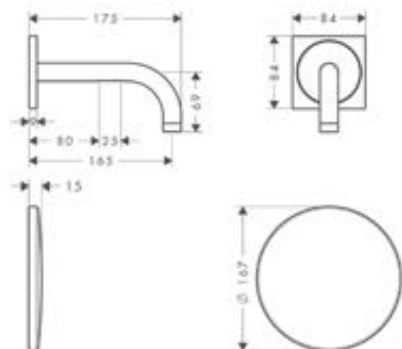


- / ComfortZone 100
- / projection 148 mm
- / spray type: normal spray
- / maximum flow rate at 3 bar: 3,5 l/ min
- / theft-proof aerator
- / temperature adjustable via iBox
- / suitable for continuous flow water heaters
- / infrared sensor technology
- / automatic environmental adjustment of infrared sensor
- / adjustable optical range of infrared sensor (2 settings)
- / 230 V / 50 Hz mains connection
- / hygiene rinse activatable (automatic water flow)
- / frequency of hygiene rinse: 24 h
- / flushing time hygiene rinse: 10 s
- / permanent rinse activatable (single water flow for 180 seconds, suitable for thermal disinfection)
- / cleaning mode: manual water stop for washbasin cleaning
- / connection dimension: DN15
- / dirt filters in the connection hoses
- / performance may be impaired if the sensor is obscured by the design of the wash basin, or when the wash basin is oversized and the distance between sensor and the wash basin edge is larger than 75 mm
- / functional restriction due to too large distance

This product is not available in the special finishes Red Gold and Black Chrome.

Required parts:

/ Basic set for electronic basin mixer	16182180	236.70
--	----------	--------



Electronic basin mixer
for concealed installation
wall-mounted
with spout 165 mm

NEW

finish	code no.	Euro
Chrome	38119000	870.50
Matt Black	38119670	1,218.70
Special Finishes*	38119XXX	1,305.80



- / projection 165 mm
- / spray type: normal spray
- / maximum flow rate at 3 bar: 5 l/min
- / theft-proof aerator
- / temperature adjustable via iBox
- / infrared sensor technology
- / automatic environmental adjustment of infrared sensor
- / adjustable optical range of infrared sensor (5 settings)
- / 230 V / 50 Hz mains connection
- / hygiene rinse activatable (automatic water flow)
- / frequency of hygiene rinse: 24 h
- / flushing time hygiene rinse: 10 s
- / permanent rinse activatable (single water flow for 180 seconds, suitable for thermal disinfection)
- / cleaning mode: manual water stop for washbasin cleaning
- / TÜV certified
- / dirt filters in the connection hoses
- / for ideal function please note a minimum distance of 140 mm from the aerators center to the back rim of the wash basin

Alternative sizes:


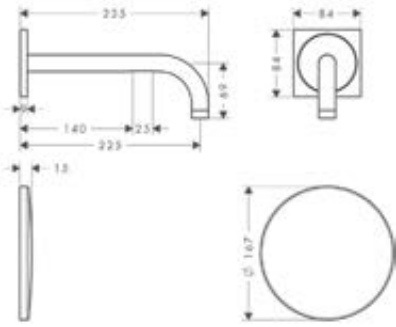

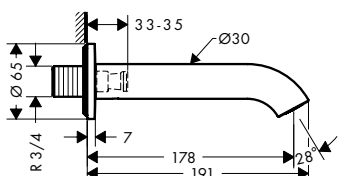



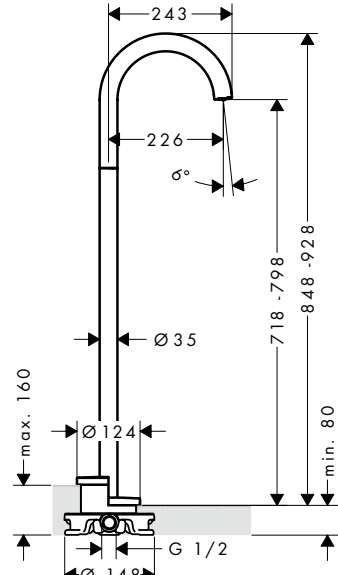
/ Electronic basin mixer for concealed installation wall-mounted with spout 225 mm	NEW	Chrome	38120000	883.00
		Matt Black	38120670	1,236.20
		Special Finishes*	38120XXX	1,324.50


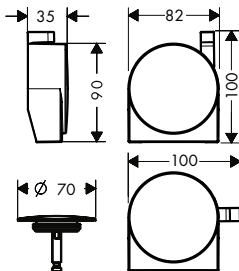


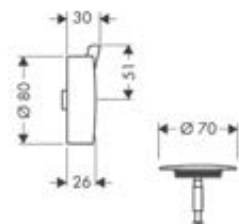

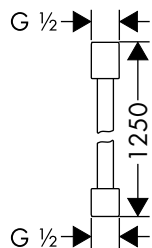

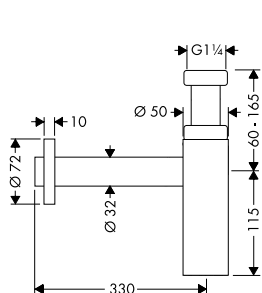


Required parts:

/ Basic set for electronic basin mixer for concealed installation wall-mounted	16180180	301.50
--	----------	--------

Optional parts:

/ Extension 25 mm for basic set for electronic basin mixer wall-mounted	13594000	84.90
---	----------	-------

		finish	code no.	Euro		
 	Electronic basin mixer for concealed installation wall-mounted with spout 225 mm	NEW	Chrome Matt Black Special Finishes*	38120000 38120670 38120XXX	883.00 1,236.20 1,324.50	
	/ projection 225 mm / spray type: normal spray / maximum flow rate at 3 bar: 5 l/min / theft-proof aerator / temperature adjustable via iBox / infrared sensor technology / automatic environmental adjustment of infrared sensor / adjustable optical range of infrared sensor (5 settings) / 230 V / 50 Hz mains connection / hygiene rinse activatable (automatic water flow) / frequency of hygiene rinse: 24 h / flushing time hygiene rinse: 10 s / permanent rinse activatable (single water flow for 180 seconds, suitable for thermal disinfection) / cleaning mode: manual water stop for washbasin cleaning / TÜV certified / dirt filters in the connection hoses / for ideal function please note a minimum distance of 140 mm from the aerators center to the back rim of the wash basin					
	Alternative sizes:					
	Electronic basin mixer for concealed installation wall-mounted with spout 165 mm	NEW	Chrome Matt Black Special Finishes*	38119000 38119670 38119XXX	870.50 1,218.70 1,305.80	
	Required parts:					
/ Basic set for electronic basin mixer for concealed installation wall-mounted				16180180	301.50	
Bath						
 	Bath spout curved	NEW	Chrome Matt Black Special Finishes*	38411000 38411670 38411XXX	202.80 283.90 304.20	
	/ with escutcheon / projection 178 mm / wall-mounted / flow rate: 20 l/min / connection dimension: DN20 / spray type: normal spray					
	 					
	Bath spout curved floor-standing					
	 	Bath spout curved floor-standing	NEW	Chrome Matt Black Special Finishes*	38412000 38412670 38412XXX	1,046.00 1,464.40 1,569.00
/ connection type: basic set / projection 226 mm / free-standing installation / flow rate: 20 l/min / spray type: normal spray						
Required parts:						
/ Basic set for mixers floor-standing				10452180	437.90	
Optional parts:						
/ Sealing foil for basic set bath mixer floor-standing				96441000	118.90	

Wastes and overflow for bath tubs			finish	code no.	Euro	
		Finish set bath filler, waste and overflow set NEW / consists of: cover, security plug / TÜV certified / suitable for standard and special bath tubs / wide flood jet / jet former can be adjusted by 30° / flow rate 30 l/min	Chrome	58304000	188.30	
			Matt Black	58304670	263.60	
			Special Finishes*	58304XXX	282.50	
		Required parts:				
		/ Basic set bath filler, waste and overflow set for standard bath tubs	58305180	108.10		
		/ Basic set bath filler, waste and overflow set for special bath tubs	58306180	151.60		
						
		Finish set waste and overflow set NEW / consists of: turning handle, security plug / suitable for standard and special bath tubs	Chrome	58312000	39.00	
			Matt Black	58312670	54.60	
			Special Finishes*	58312XXX	58.50	
		Required parts:				
		/ Basic set waste and overflow set for standard bath tubs	58313180	47.10		
		/ Basic set waste and overflow set for special bath tubs	58314180	72.70		
Shower hose						
		Metal effect shower hose 1.25 m NEW / high-quality shower hose / with plastic coating, easy to clean / shower hose length: 1.25 m / pivot connector prevent hose from tangling / kink-protected / nuts shower hose: cylindrical nut on both ends	Chrome	28282000	49.90	
			Matt Black	28282670	69.90	
			Special Finishes*	28282XXX	74.90	
		Alternative sizes:				
		/ Metal effect shower hose 1.60 m	Chrome	28286000	54.90	
			Special Finishes*	28286XXX	82.40	
		/ Metal effect shower hose 2.00 m	Chrome	28284000	59.60	
			Special Finishes*	28284XXX	89.40	
Traps						
		Design trap Flowstar S NEW / adjustment distance 60 - 165 mm / distance to wall 330 mm / connection dimension entry: G 1 1/4	Chrome	51305000	88.10	
			Matt Black	51305670	123.30	
			Special Finishes*	51305XXX	132.20	
		Cover NEW / for angle valve / packaging unit: 1 piece	Chrome	51306000	37.30	
			Matt Black	51306670	52.20	
			Special Finishes*	51306XXX	56.00	



AXOR CITTERIO

Basin	38
Bidet	40
Bath	41

"THOSE WHO ENJOY
CELEBRATING THE DAILY
RITUAL OF WASHING
SHOULD DO SO WITH
BEAUTIFUL OBJECTS SUCH
AS AXOR CITTERIO."

Antonio Citterio

AXOR CITTERIO

A CONTEMPORARY CLASSIC

AXOR Citterio. An icon of modern bathroom design. Understated yet unmistakably luxurious, with distinctive flat surfaces that brilliantly reflect the light, AXOR Citterio celebrates the preciousness of water itself. With its balanced proportions and elegant geometries, the collection is perfectly suited to any bathroom ambience. It comprises an exceptionally wide range of products and options, including mixers in different handle styles –pin, cross handle, original lever handle and a new lever handle that is even

more precise, intuitive and easy to use. The extensive array allows for endless individual solutions within a consistent, geometric design language. AXOR Citterio comes in classic chrome and an array of exclusive AXOR FinishPlus PVD surfaces, including Polished Black Chrome and Brushed Gold Optic. As an option, the new lever handle is available in the luxurious 3D surface pattern „rhombic cut“.

Design: Antonio Citterio

A MONUMENT AT THE WASH BASIN

The AXOR Citterio collection offers a variety of product variants: pin, cross and lever handles as well as products with cover plates and escutcheons. Various installation types and diverse spout lengths and mixer heights cover nearly every installation situation. In its geometric precision and monumentality, AXOR Citterio conveys the spirit of Italian neoclassical architecture. The comprehensive product range for wash basin, shower and bathtub enables endless individual solutions, all within a consistent design language. The full AXOR Citterio assortment is shown in the AXOR Price Book 2020/2021.



New lever handle:

- / „Floating“ form continues the architectonic design language
- / Even more ergonomic, intuitive and easy to use
- / Offers precise control of water temperature and volume
- / Optional available with exclusive „rhombic cut“

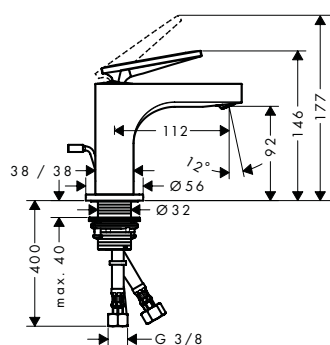
Basin

finish

code no.

Euro

NEW



Single lever basin mixer 90 with lever handle for hand washbasins with pop-up waste set

- / consists of: single lever basin mixer, waste set
- / ComfortZone 90
- / projection 112 mm
- / spray type: laminar spray
- / swiveling spray former
- / maximum flow rate at 3 bar: 5 l/min
- / ceramic cartridge
- / suitable for continuous flow water heaters
- / pop-up waste set G 1 1/4
- / connection type: G 3/8 connections
- / connection dimension: DN15

Chrome

39022000

425.00

Special Finishes*

39022XXX

637.50



NEW

Alternative products:

- / Single lever basin mixer 90
with lever handle for hand washbasins
with pop-up waste set - rhombic cut

Chrome

39001000

470.00

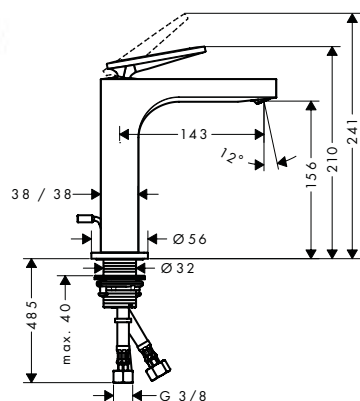
Special Finishes*

39001XXX

705.00

available from
June 2021

NEW



Single lever basin mixer 160 with lever handle and pop-up waste set

- / consists of: single lever basin mixer, waste set
- / ComfortZone 160
- / projection 143 mm
- / spray type: laminar spray
- / swiveling spray former
- / maximum flow rate at 3 bar: 5 l/min
- / ceramic cartridge
- / suitable for continuous flow water heaters
- / pop-up waste set G 1 1/4
- / connection type: G 3/8 connections
- / connection dimension: DN15

Chrome

39023000

510.00

Special Finishes*

39023XXX

765.00



NEW

Alternative products:

- / Single lever basin mixer 160
with lever handle and waste set
- / Single lever basin mixer 160
with lever handle and pop-up waste set -
rhombic cut

Chrome

39024000

510.00

Special Finishes*

39024XXX

765.00

Chrome

39071000

560.00

Special Finishes*

39071XXX

840.00

available from
June 2021

NEW

- / Single lever basin mixer 160
with lever handle and waste set -
rhombic cut

Chrome

39081000

560.00

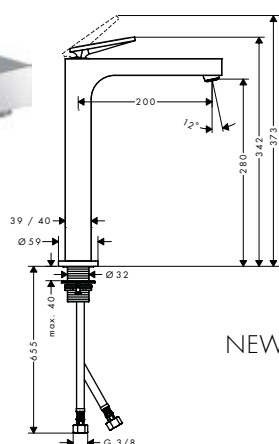
Special Finishes*

39081XXX

840.00

available from
June 2021

NEW



Single lever basin mixer 280 with lever handle for wash bowls with waste set

- / consists of: single lever basin mixer,
waste set
- / ComfortZone 280
- / projection 200 mm
- / spray type: normal spray
- / maximum flow rate at 3 bar: 5 l/min
- / ceramic cartridge
- / suitable for continuous flow water heaters
- / non-closing waste set
- / connection type: G 3/8 connections
- / connection dimension: DN15

Chrome

39021000

770.00

Special Finishes*

39021XXX

1,155.00



NEW

Alternative products:

- / Single lever basin mixer 280
with lever handle for wash bowls
with waste set - rhombic cut

Chrome

39151000

840.00

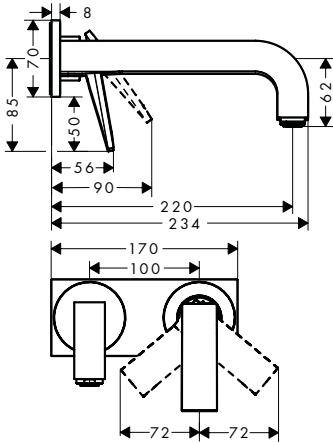
Special Finishes*

39151XXX

1,260.00

available from
June 2021

NEW



NEW

Single lever basin mixer for concealed installation wall-mounted with lever handle, spout 220 mm and plate

- / consists of: single lever basin mixer for concealed installation wall-mounted, waste set
- / projection 220 mm
- / spray type: normal spray
- / maximum flow rate at 3 bar: 5 l/min
- / ceramic cartridge
- / suitable for continuous flow water heaters
- / non-closing waste set
- / connection type: basic set
- / connection dimension: DN15
- / handle can be positioned on the right or left, depends on the basic set installation

Alternative products:

- / Single lever basin mixer for concealed installation wall-mounted with lever handle, spout 220 mm and plate - rhombic cut

Required parts:

- / Basic set for single lever basin mixer for concealed installation wall-mounted

Optional parts:

- / Extension set 25 mm for single lever basin mixer wall-mounted

finish

code no.

Euro

 Chrome
Special Finishes*

 39119000
39119XXX

 640.00
960.00

 Chrome
Special Finishes*

 39171000
39171XXX

 700.00
1,050.00

 available from
June 2021

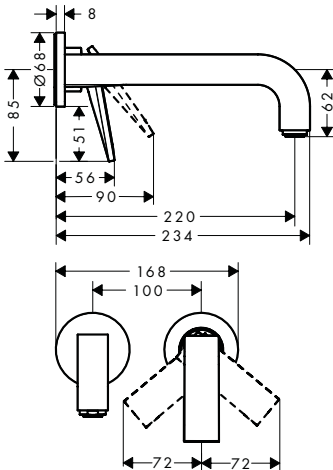
13623180

210.00

13586000

105.40

NEW



NEW

Single lever basin mixer for concealed installation wall-mounted with lever handle, spout 220 mm and escutcheons

- / consists of: single lever basin mixer for concealed installation wall-mounted, waste set
- / projection 220 mm
- / spray type: normal spray
- / maximum flow rate at 3 bar: 5 l/min
- / ceramic cartridge
- / suitable for continuous flow water heaters
- / non-closing waste set
- / connection type: basic set
- / connection dimension: DN15
- / handle can be positioned on the right or left, depends on the basic set installation

Alternative products:

- / Single lever basin mixer for concealed installation wall-mounted with lever handle, spout 220 mm and escutcheons - rhombic cut

Required parts:

- / Basic set for single lever basin mixer for concealed installation wall-mounted

Optional parts:

- / Extension set 25 mm for single lever basin mixer wall-mounted

 Chrome
Special Finishes*

 39121000
39121XXX

 520.00
780.00

 Chrome
Special Finishes*

 39181000
39181XXX

 580.00
870.00



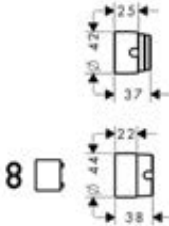

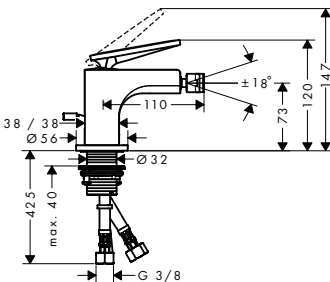
 available from
June 2021

13623180

210.00

13586000

105.40

		finish	code no.	Euro
		Basic set for single lever basin mixer for concealed installation wall-mounted		
		/ installation depth: 44 mm / variable positioning of the mixer system, can be left or right of the spout / connection dimension: DN15		
		Optional parts:		
		/ Extension set 25 mm for single lever basin mixer wall-mounted	13586000	105.40
		Extension set 25 mm for single lever basin mixer wall-mounted		
		/ extension length: 25 mm		
Bidet				
		Single lever bidet mixer with lever handle and pop-up waste set		
		Chrome Special Finishes*	39214000 39214XXX	510.00 765.00
		Alternative products:		
		/ Single lever bidet mixer with lever handle and pop-up waste set - rhombic cut	Chrome Special Finishes*	39201000 39201XXX
				560.00 840.00
				available from June 2021

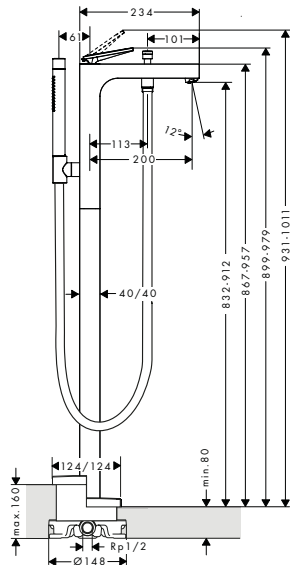
Bath

finish

code no.

Euro

NEW



Single lever bath mixer floor-standing with lever handle

- / consists of: single lever bath mixer floor standing, baton hand shower, shower hose, shower holder
- / projection 200 mm
- / connection type: basic set
- / spray type mixer: normal spray
- / spray type hand shower: Rain, Mono
- / flow rate for bath spout at 3 bar: 20 l/min
- / flow rate of hand shower at 3 bar: 13,5 l/min
- / min. operating pressure: 1 bar
- / max. operating pressure: 10 bar
- / Ceramic cartridge
- / diverter with automatic resetting
- / intrinsically safe against backflow
- / connection dimension: DN15

Consisting of:

- / Baton hand shower 2jet (# 28532XXX)
- / Metal effect shower hose 1.25 m (# 28282XXX)

Alternative products:

- / Single lever bath mixer floor-standing with lever handle - rhombic cut

 Chrome
Special Finishes*

 39440000
39440XXX

 1,800.00
2,700.00


Required parts:

- / Basic set for mixers floor-standing

10452180

437.90

Optional parts:

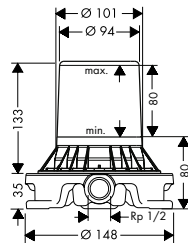
- / Extension 60 mm for pipe
- / Sealing foil for basic set bath mixer floor-standing

97686000

229.60

96441000

118.90

 available from
June 2021


Basic set for mixers floor-standing

- / for mounting on unfinished floor
- / suitable for single lever bath mixer, single lever basin mixer and bath spout floor-standing
- / connection dimension: DN15

Optional parts:

- / Sealing foil for basic set bath mixer floor-standing

10452180

437.90

96441000

118.90



AXOR UNIVERSAL CIRCULAR ACCESSORIES



AXOR UNIVERSAL CIRCULAR ACCESSORIES

With its minimalist, filigree and timeless design combined with high precision, the AXOR Universal Circular Accessories offer simplicity of form for a harmonious overall impression in the bathroom.

The products are characterized by one consistent and recognizable design language throughout all bathroom areas with slender silhouettes, rounded corners and balanced proportions.

Due to its generic and timeless design, the products can be combined freely with different styles and will match perfectly to already existing AXOR collections.

AXOR FinishPlus allows the possibility of individualization with different PVD surfaces as well as the new lacquered finish Matt Black as a standard surface.

Design: Barber Osgerby



DOUBLE HOOK:

- / Minimalist design
- / Slender silhouettes


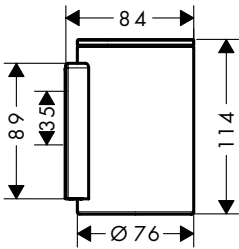

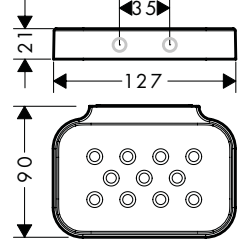

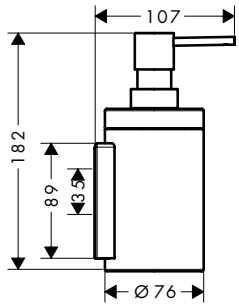

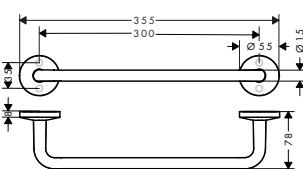

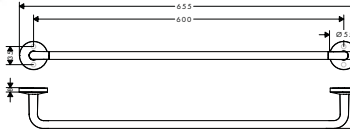

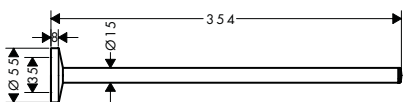
WALL MIRROR:



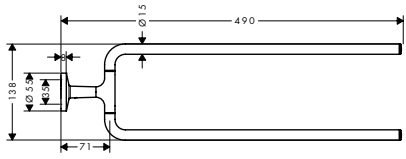


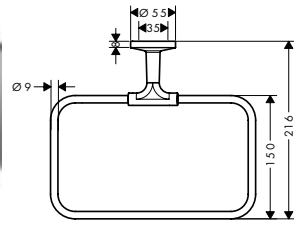


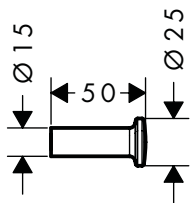


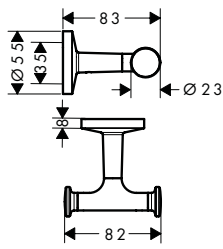


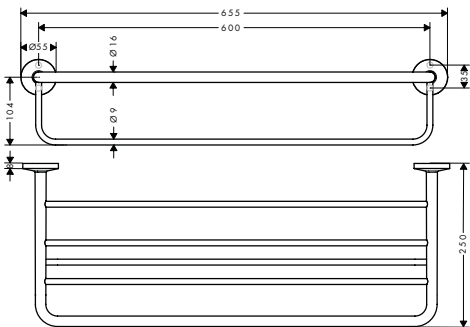
- / Diameter: 600 mm
- / New lacquered surface finish Matt Black




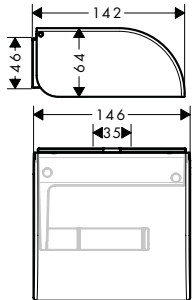

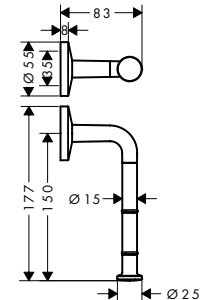

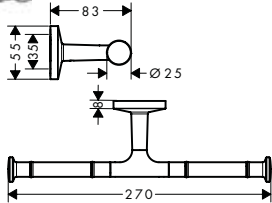

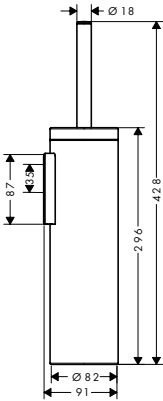


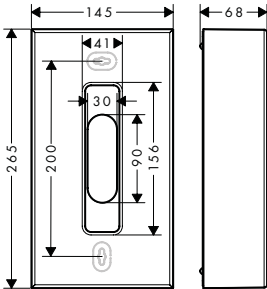

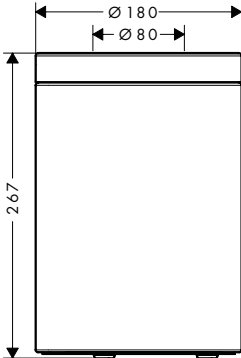

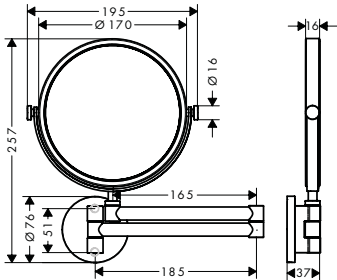

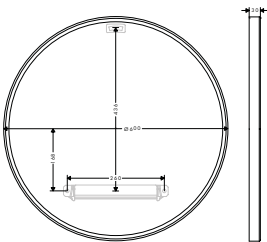

LIQUID SOAP DISPENSER:

- / 300 ml filling capacity
- / dosage 2 ml
- / non-corroding outlet pipe

 	Toothbrush tumbler / material: glass, metal / wall-mounted	finish Chrome Matt Black Special Finishes*	code no. 42804000 42804670 42804XXX	Euro 115.00 161.00 172.50 available from October 2021
 	Soap dish / material: metal, plastic / wall-mounted	Chrome Matt Black Special Finishes*	42805000 42805670 42805XXX	100.00 140.00 150.00 available from October 2021
 	Liquid soap dispenser / wall-mounted / material: metal, plastic / filling capacity 300 ml / dosage 2 ml	Chrome Matt Black Special Finishes*	42810000 42810670 42810XXX	130.00 182.00 195.00 available from October 2021
 	Grab bar / material: metal / length 355 mm / drilling distance 300 mm / wall-mounted / TÜV certified	Chrome Matt Black Special Finishes*	42813000 42813670 42813XXX	140.00 196.00 210.00 available from October 2021
 	Bath towel rail 600 mm / material: metal / length 655 mm / drilling distance 600 mm / wall-mounted Alternative sizes: / Bath towel rail 800 mm	Chrome Matt Black Special Finishes*	42860000 42860670 42860XXX 42880000 42880670 42880XXX	120.00 168.00 180.00 160.00 224.00 240.00 available from October 2021
 	Towel holder / material: metal / length 355 mm / wall-mounted	Chrome Matt Black Special Finishes*	42826000 42826670 42826XXX	100.00 140.00 150.00 available from October 2021

		finish	code no.	Euro
  	Towel holder twin-handle / material: metal / length 490 mm / wall-mounted / swivelling	Chrome	42822000	190.00
		Matt Black	42822670	266.00
		Special Finishes*	42822XXX	285.00
				available from October 2021
  	Towel ring / material: metal / wall-mounted	Chrome	42823000	115.00
		Matt Black	42823670	161.00
		Special Finishes*	42823XXX	172.50
				available from October 2021
  	Towel hook / material: metal / number of hooks: 1 piece / wall-mounted	Chrome	42811000	20.00
		Matt Black	42811670	28.00
		Special Finishes*	42811XXX	30.00
				available from October 2021
  	Towel hook double / material: metal / number of hooks: 2 pieces / wall-mounted	Chrome	42812000	55.00
		Matt Black	42812670	77.00
		Special Finishes*	42812XXX	82.50
				available from October 2021
  	Towel rack with towel holder / material: metal / length 655 mm / drilling distance 600 mm / wall-mounted	Chrome	42843000	260.00
		Matt Black	42843670	364.00
		Special Finishes*	42843XXX	390.00
				available from October 2021

		finish	code no.	Euro
 	Shelf / material: metal / length 400 mm / drilling distance 340 mm / wall-mounted / suitable for shower	Chrome	42844000	185.00
		Matt Black	42844670	259.00
		Special Finishes*	42844XXX	277.50
				available from October 2021
 	Toilet paper holder with cover / material: metal / wall-mounted	Chrome	42858000	140.00
		Matt Black	42858670	196.00
		Special Finishes*	42858XXX	210.00
				available from October 2021
 	Toilet paper holder / material: metal / wall-mounted / installation horizontal or vertical possible	Chrome	42856000	70.00
		Matt Black	42856670	98.00
		Special Finishes*	42856XXX	105.00
				available from October 2021
 	Toilet paper holder double / material: metal / wall-mounted / for 2 paper rolls	Chrome	42857000	105.00
		Matt Black	42857670	147.00
		Special Finishes*	42857XXX	157.50
				available from October 2021
 	Toilet brush holder wall-mounted / material: metal / with cover lid / wall-mounted	Chrome	42855000	160.00
		Matt Black	42855670	224.00
		Special Finishes*	42855XXX	240.00
				available from October 2021
	Optional parts:			
	/ Replacement toilet brush without stick	Black	40068000	16.50
	/ Replacement toilet brush without stick	White	40088000	16.50

<div><div>NEW</div></div>	<div>Tissue box</div> <div>/ material: metal, plastic</div> <div>/ wall-mounted</div>	<div>finish</div> <div>Chrome</div> <div>Matt Black</div> <div>Special Finishes*</div>	<div>code no.</div> <div>42873000</div> <div>42873670</div> <div>42873XXX</div>	<div>Euro</div> <div>80.00</div> <div>112.00</div> <div>120.00</div>	<div>available from</div> <div>October 2021</div>
<div><div>NEW</div></div>	<div>Waste bin</div> <div>/ material: metal, plastic</div> <div>/ capacity: 5 l</div> <div>/ free-standing</div> <div>/ removable synthetic bucket</div>	<div>Chrome</div> <div>Matt Black</div> <div>Special Finishes*</div>	<div>42872000</div> <div>42872670</div> <div>42872XXX</div>	<div>150.00</div> <div>210.00</div> <div>225.00</div>	<div>available from</div> <div>October 2021</div>
<div><div>NEW</div></div>	<div>Shaving mirror</div> <div>/ material: metal</div> <div>/ wall-mounted</div> <div>/ mirror is inclinable</div> <div>/ enlargement: 1.7-times</div> <div>/ swivelling</div>	<div>Chrome</div> <div>Matt Black</div> <div>Special Finishes*</div>	<div>42849000</div> <div>42849670</div> <div>42849XXX</div>	<div>270.00</div> <div>378.00</div> <div>405.00</div>	<div>available from</div> <div>October 2021</div>
<div><div>NEW</div></div>	<div>Wall mirror</div> <div>/ material frame: metal</div> <div>/ wall-mounted</div>	<div>Chrome</div> <div>Matt Black</div>	<div>42848000</div> <div>42848670</div>	<div>350.00</div> <div>490.00</div>	<div>available from</div> <div>October 2021</div>

General Terms and Conditions

I. Scope

1. These general terms and conditions (AGB) of Hansgrohe SE (Hansgrohe) apply, unless otherwise stated, to all purchase and work and materials contracts as well as other orders (Order) between Hansgrohe and customers who are not consumers in accordance with Section 13 of the German Civil Code (BGB) (Buyer). Differing general terms and conditions of the buyer are not recognised even if they are not expressly contradicted.
2. The general terms and conditions also apply for future business relations with the same buyer even if they are not expressly agreed again. Unless otherwise stipulated, the general terms and conditions are valid as amended at the time the buyer places the order or also in the version published most recently in text form.

II. Contract closing

1. The offers of Hansgrohe are subject to change unless they are expressly identified as binding in the offer text. The order placed by the buyer is considered a binding contractual offer that remains valid for at least 8 days in the absence of a deviating provision. The contract only comes into effect if Hansgrohe provides the buyer with written (including text form) confirmation in relation to the order.
2. Hansgrohe only assumes a guarantee to end consumers in accordance with a separate guarantee declaration that is designated as such.
3. The documents such as figures and drawings provided by Hansgrohe as part of the contract negotiation stage as well as the technical information and specifications made by Hansgrohe are binding. Technical, constructional or other changes to the order or work are permitted if and to the extent that they are reasonable for the buyer.
4. Individual agreements including trade terms have priority over the general terms and conditions. A written contract or the written confirmation of Hansgrohe is essential for the content of these agreements.

III. Scope and place of delivery, transport and transfer of risk

1. A delivery ex works or a delivery to another shipping location of Hansgrohe disclosed to the buyer is generally agreed and this location is the place of performance of the delivery and any supplementary performance. The risk is transferred to the buyer at the latest upon the product being dispatched. If the delivery is delayed due to the behaviour of the buyer or as a result of a circumstance beyond Hansgrohe's control, the risk is transferred to the buyer upon receiving notification that the products are ready for shipment.
2. Unless otherwise stipulated, the buyer must take out travel insurance at his/her own expense and cost based on standard transport insurance conditions that covers the risk of transporting the product that is part of the order from the shipping location to the agreed destination. The buyer bears the transport costs in accordance with Point V.5.
3. In the event that an agreement is reached on trade terms, the latest version of Incoterms shall apply.
4. Hansgrohe is entitled to partial deliveries and invoices at an acceptable level prior to the expiry of the delivery period.
5. If the delivery or shipment of the delivered item is delayed at the request of the buyer or as a result of circumstances that the buyer bears the risk and responsibility for, the buyer must refund Hansgrohe the costs incurred as a result of storing the item and the accrued interest on the capital deployed for the delivered item. In the case of storage by Hansgrohe, the entitlement amounts to at least 0.5% of the still outstanding invoice amount for each outstanding month, starting with the month after notice has been given that the products are ready for shipment. The customer still retains the right to prove that no damage or substantially less damage has occurred. However, after having set a commensurate subsequent delivery term and after the unsuccessful expiry of this term, Hansgrohe is entitled to use the delivered item for another purpose and to deliver a replacement item to the buyer subject to a reasonably extended deadline or to withdraw from the agreement.
6. Hansgrohe will procure that the products shipped by Hansgrohe to the buyer comply with the laws and regulations of the country / countries designated by the buyer. In case the buyer - after receipt of the products - exports the products to third countries it is the obligation of the buyer to make sure that the products comply with the applicable local laws and regulations of such countries with regard to the products. If, however, the buyer chooses to export products to third countries, the buyer is solely responsible for any and all liability resulting from any non-compliance of the products.

IV. Delivery term and operational disruptions

1. Delivery terms start to apply at the earliest once all documentation which is required for determining the content of the order has been received if the buyer has to obtain this documentation according to the agreement and upon receipt of the down-payment. A delivery term is complied with if the shipment is dispatched within the deadline and the buyer has been notified that the products are ready for shipment.
2. Delivery terms are extended in the event of circumstances occurring which Hansgrohe or its suppliers are not responsible for and which do not have a substantial influence on the production or delivery of the product (e.g. labour disputes, force majeure and other operational breakdowns that are beyond a party's control) for the duration of the operational disruption. Hansgrohe is obligated to inform the buyer of the anticipated duration of the operational disruption and to state a new delivery date. If the product can also not be delivered within the new delivery period, both parties are entitled to withdraw from the agreement in whole or in part; any payment already made by the buyer is immediately refunded. Rights to demand compensation in lieu of performance in accordance with Point X. and the statutory rights of Hansgrohe, especially if a party is no longer obligated to perform its obligations (e.g. due to impossibility), remain unaffected.
3. The conditions for the delay in delivery are based on the statutory provisions irrespective of the existing regulations. Deviating from this however, a written warning is required from the buyer in all cases.

V. Prices and subsidiary expenses

1. Deliveries are made at current prices when the contract is concluded in accordance with the order confirmation from Hansgrohe. All prices apply ex works / dispatch location. All prices are quoted in euros unless otherwise stated and other additional expenses (e.g. installation and instruction costs), statutory value added tax and other statutory fees (e.g. duties, fees) are disclosed at the currently prevailing rate.
2. Hansgrohe reserves the right to increase fixed prices for a period of more than 4 months if cost increases, especially those owing to collective wage agreements, marketable cost prices or material price increases occur after the conclusion of the agreement. These prices are demonstrated to the customer on request.
3. Hansgrohe calculates a minimum quantity surcharge of EUR 10 for an order value of below EUR 50. Purchase quantities that are smaller than the stipulated packaging units are processed at a surcharge of 10% on the net product value.
4. If the delivery is made to a third party, a surcharge of 10% on the net product value is calculated.
5. Orders with a net product value exceeding EUR 750 are dispatched carriage paid, while the freight costs for a net product value below EUR 750 are charged to the customer in the invoice. Express costs and fees for posted goods shipments are always charged to the customer.

VI. Payment and default

1. As stipulated in the invoice, payments must be made without any deduction immediately after receiving said invoice and delivering the product to Hansgrohe. Hansgrohe is however authorised to carry out the delivery in question in whole or in part at any time against prepayment. A proviso to this effect is asserted at the latest at the time the order is confirmed. Hansgrohe expressly reserves the right to accept cheques. Cheques are only accepted on account of payment and only apply as a payment when honoured. All payments shall be made free of charge. The buyer bears the discount, collection and other bank charges for cheques without express agreement. Payments are initially set off against costs, then against interest and then used to settle the oldest principal debt.
2. In the event of a default, default interest at the statutory rate, at least 9% per year, is calculated; it remains possible to provide proof of less damage at the level of the statutory interest rate.
3. The buyer shall only be entitled to offset claims or retention rights in relation to the claims of Hansgrohe if the counterclaim is uncontested or a final decision has been reached. This does not apply if the counterclaim relates directly to the main obligation of Hansgrohe from the same agreement.
4. The assignment of claims is subject to approval from Hansgrohe.

General Terms and Conditions

5. If it becomes evident after concluding the agreement or delivering the product that the buyer is not or is no longer creditworthy, e.g. enforcement measures are being initiated against him/her, due invoices are not being paid despite receiving a reminder or any other capital deterioration occurs, Hansgrohe can immediately assert claims which are not yet due or such claims for which a cheque has been provided. In these instances, Hansgrohe can request an advance payment, a collateral security or a delivery that will only be carried out based on cash on delivery for the product that has yet to be delivered. If the buyer fails to comply with the request within the statutory deadline that it has been set, Hansgrohe is entitled to withdraw from the agreement. The statutory rights of Hansgrohe (especially in accordance with Section 321 BGB) remain unaffected.

VII. Title retention

1. Hansgrohe retains ownership of the delivered product until all claims resulting from the business relationship with the buyer at the time the agreement is concluded are settled including all claims from follow-up contracts, repeat orders or spare parts orders occurring at this time. If the value of all security rights to which Hansgrohe is entitled exceeds the value of all secured claims by more than 10%, Hansgrohe shall release a corresponding proportion of the security rights at the request of the buyer.
2. If the buyer acts in a way contrary to the contractual obligations, especially in the event of a default in payment, Hansgrohe is entitled to take back the reserved product. In the event that Hansgrohe takes back or seizes the reserved product, it is not possible to withdraw from the agreement unless Hansgrohe expressly confirms this in writing. Hansgrohe is authorised to sell the product and the sales proceeds must be taken into account for the liabilities of the buyer less utilisation costs accrued. The buyer is obligated to handle the reserved product with care and to store it separately from other products. It is also obligated to insure this product sufficiently at its own expense against damage resulting from fire, water, storm, robbery and theft at the new value. Any security claims that arise in the event of a loss are to be assigned to Hansgrohe. If maintenance and inspection work is required, the buyer must carry out this work on time and at its own expense.
3. The buyer may neither pledge the reserved product nor transfer it by way of security. In the event of seizures or other encroachments by third parties, the buyer must inform Hansgrohe immediately in writing and provide Hansgrohe with all information and documentation which are required for preserving the rights of Hansgrohe. Enforcement officers or third parties are to be informed of Hansgrohe's ownership. If a third party is unable to refund Hansgrohe the judicial and extra-judicial costs of third party proceedings, the buyer is liable to Hansgrohe for the loss incurred subject to the assertion of further claims due to damage, change or destruction to the item itself.
4. The buyer may sell and/or process the reserved product in the course of ordinary business operations provided that Hansgrohe does not assert any rights arising from the retention of title against the buyer. The buyer shall assign to Hansgrohe all claims up to the final invoice amount including value added tax which it has accrued from the resale to its customers or third parties irrespective of whether the item has been resold with or without further processing. Hansgrohe accepts the assignment. In the event of a current account relationship between the buyer and its customer, the claim assigned to Hansgrohe by the buyer in advance also applies to any acknowledged outstanding balance and, in the event of the customer becoming bankrupt, it applies to the „causal“ balance which exists at the time. The buyer may even collect the receivables after the assignment. This does not affect the entitlement of Hansgrohe to collect the claim itself. Hansgrohe will not collect the claim itself if the buyer meets its payment obligations resulting from the proceeds collected, is not overdue with its payments and there is no application for opening insolvency proceedings.
5. The buyer is obligated to provide Hansgrohe with a precise list of claims to which it is entitled with the name and address of the customer, the amount of the individual claims, invoice data, etc., to give Hansgrohe all the information required for asserting the assigned claim, to allow this information to be assessed and to disclose the assignment to the customers.
6. The buyer now declares its consent that the persons commissioned with the task of collecting the reserved product may enter the property or the building where the reserved product is located on foot or in a vehicle in order to pick up said reserved product.
7. The buyer always processes or transforms the delivery item for Hansgrohe. If the item is processed with other objects that do not belong to Hansgrohe, Hansgrohe shall become co-owner of the new item in the ratio of the value of the delivered item to the other processed objects at the time of processing. The same rules shall apply to the item produced through processing as for the delivered item subject to retention of title. If the item is processed, mixed or combined in a way that the buyer's item is to be considered as the main item, it is considered as agreed that the buyer assigns proportional co-ownership to Hansgrohe. The buyer shall assign the sole ownership or co-ownership resulting therefrom to Hansgrohe.

VIII. Claims for defects – period of limitation

1. The statutory regulations shall apply for the rights of the buyer in the event of material defects and defects of title unless otherwise determined below. The special statutory regulations for final deliveries of products to a consumer shall remain unaffected (supplier recourse in accordance with Sections 478, 479 BGB); however the regulations in Point X shall apply for compensating damages in the event of supplier recourse.
2. The buyer may only make claims for defects if it duly meets the statutory inspection and complaint obligations.
3. If a delivery item is defective, the buyer has the following rights:
 - a) Hansgrohe is obligated to rectify the fault and will do this at its own discretion by eliminating the defect through repair work or by delivering an item that is free from defects.
 - b) If the rectification of defects is unsuccessful, the buyer is entitled to withdraw from the agreement or reduce the purchase price. A rescission shall be ruled out if the breach of duty on the part of Hansgrohe is only minor in nature. The buyer shall also be entitled to claim compensation or reimbursement of expenses incurred in vain in the event of defects solely in accordance with the provisions of Point X.
 - c) Rectifying the fault involves neither enhancing the defective product nor incorporating a new or repaired product unless Hansgrohe was initially already obligated to incorporate a new or repaired product.
 - d) Hansgrohe shall bear the expenses incurred for examining and rectifying the defect, especially labour and material costs (not: expansion and integration costs as well as costs for transporting the product to the place where the fault is to be rectified) if a defect has actually occurred. Hansgrohe may otherwise request compensation from the buyer for the costs (especially examination and transportation costs) resulting from the unjustified request to rectify a fault unless the lack of a defect was not evident to the buyer.
 - e) The buyer must inform Hansgrohe of the time and facilities it requires for carrying out the repair work and replacement deliveries required by Hansgrohe. Hansgrohe is otherwise exempt from any liability for the resulting consequences. If the buyer requires the express deployment of a technician or for work to be carried out outside normal working hours for operational reasons which involve additional costs for Hansgrohe, it must bear the extra costs incurred as a result of this (e.g. overtime surcharges, travelling longer distances).
 - f) A warranty is provided for replacements and improvements to the same extent as for the original delivery item, however with a time limit until the end of the warranty period of the original delivery item.
4. The buyer is solely responsible for damage resulting from natural wear and tear, inappropriate or improper use, incorrect assembly or commissioning by the buyer or third party, incorrect or negligent handling, excessive use, unsuitable operating equipment or chemical, electrochemical or electrical influences provided that Hansgrohe is not culpable for this.
5. Deviating from Section 438 para. 1 no. 3 BGB, the general period of limitation for claims resulting from material and legal defects (warranty period) is one year following delivery. After the warranty period has expired, claims for defects shall no longer apply. Separate statutory regulations governing limitation (especially Sections 438 para. 1 no. 1 and 2, para. 3, 444, 479 BGB) shall remain unaffected. Compensation claims in accordance with Point X. become statute-barred solely in accordance with statutory provisions.

IX. Returns

1. Products delivered by Hansgrohe are not taken back as a rule unless the buyer is entitled to compensation (e.g. due to rescission in the event of a failed subsequent delivery).
2. If Hansgrohe is prepared to make an exception and take the product back, an appropriate fee (usually 25% of the net product value) is charged for this as part of an appropriate agreement. The transport risk and transportation costs are borne by the buyer.

General Terms and Conditions

X. Liability for compensation

1. Hansgrohe is liable for compensation in accordance with the statutory provisions unless otherwise stated below. In the event of breaches of duty – regardless of the legal reason – Hansgrohe shall be responsible for intent and gross negligence. Hansgrohe is only liable in the event of simple negligence:
 - a) for damages resulting from loss of life, physical injury or damage to health and
 - b) for damages resulting from the substantial infringement of important contractual obligations (obligations which must be fulfilled before the contract is executed properly and which the contractual partner may, as a matter of routine, trust that they shall be met); the liability in this case is however restricted to compensation for the typically foreseeable damage.
2. The above limitations of liability also apply in favour of the employers, employees, representatives and assistants of Hansgrohe. Only the statutory regulations apply for claims in accordance with the German Product Liability Act.
3. Exclusions or limitations of liability do not apply in so far as Hansgrohe has failed to disclose a fault with fraudulent intent or has provided a guarantee for the condition of an item.

XI. Rescission of the purchase agreement

1. If the purchase agreement is rescinded (e.g. due to one of the contractual parties withdrawing), the buyer is obligated to return the delivery item to Hansgrohe in advance regardless of any other development in accordance with the following clauses. Hansgrohe is entitled to collect the delivery item from the buyer's premises.
2. Hansgrohe may also request a reasonable payment from the buyer for the deterioration or destruction of the delivered item or for the delivered item, which is the risk and responsibility of the buyer, not being returned.
Hansgrohe may also request payment for the use of the delivered item if the value of the delivered item has reduced between the completion of its installation and its direct repossession in full by Hansgrohe. This decrease in value is calculated from the difference between the total price specified in the order and the present value as calculated from the sales proceeds or if a sale is not possible from the estimate of a sworn authorised expert.

XII. Assignment

The assignment of rights and / or the transfer of the buyer's obligations stated in the agreement are not permitted without the written approval of Hansgrohe. Section 354a of the Commercial Code (HGB) shall remain unaffected.

XIII. Export control regulations

1. The delivery items may be subject to the export control regulations of the Federal Republic of Germany, the European Union, the United States of America or other states.
2. If the delivered item is exported abroad at a later date, the buyer is responsible for complying with the statutory provisions.

XIV. Competent court and applicable law

1. The law of the Federal Republic of Germany shall apply to these general terms and conditions and the contractual relationship between the parties excluding international common law, especially UN Purchasing Law. The choice of law also applies to non-contractual obligations that are closely linked to this agreement. The scope and scale also determine the choice of law in accordance with statutory provisions.
2. Stuttgart (Germany) is agreed as the exclusive competent court for agreements with buyers who have their head office in a member state in the European Union. All disputes that cannot be mutually agreed upon arising from or relating to agreements with buyers who have their head office outside the European Union shall be settled finally in accordance with the arbitration regulations of the Deutsches Institut für Schiedsgerichtsbarkeit e.V. Bonn (DIS) with the exclusion of the normal legal process. The place of arbitration is Stuttgart, Germany. The procedural law of this place shall apply if the arbitration regulations do not contain any corresponding provisions. The arbitration proceedings are conducted in German. The court of arbitration may also decide on the validity of this arbitration agreement.

AXOR

AXOR / Hansgrohe SE
Austraße 5-9
77761 Schiltach
Germany

info@axor-design.com
axor-design.com

AXOR Product News 2021 Price Book EX en-EN
Subject to change in the interest of technical advancement