

hansgrohe


Life is waterful.



News 2025

New products for Bathroom and Kitchen

[hansgrohe.com](https://www.hansgrohe.com)



Contents

- 4 **Life is waterful.**
- 6 **Our brand values**
Innovation, Design, Quality, Responsibility

- 8 **Our dream bathroom for wellness enthusiasts**
A natural haven of tranquility
- 12 **Raindance Alive.** Striking a chord with our senses.
- 20 **Avalegra.** Water remains water. Everything else changes.
- 26 **LavaPura Element.** Gently cleans. Naturally with water.
- 36 **iFrame.** Bringing it all together.

- 40 **Our dream bathroom for timeless style**
An elegant retreat
- 44 **Xuniva Evo.** Incomparable design. Infinite experience.
- 50 **Xevolos.** An invitation to stay.
- 58 **EcoStat Comfort.** Shower pleasure – always on point.
- 60 **iBox universal 2.** Efficient installation offering maximum flexibility.
- 63 **FixFit Fine and Porter Fine.** A matching set.
- 64 **Exafill, Flexaplus and RainDrain Staro.** A beautiful detail.
That makes all the difference.

- 66 **Our dream bathroom for urban trendsetters**
A compact space for well-being
- 70 **Activera.** Showering for every body, mind and moment.
- 76 **Zesis.** When life is loud, we need design that whispers.
- 80 **Xilesa.** Delights us each day anew.

- 88 **Welcome to a new kind of kitchen routine**
- 90 **Talis Select M54 Powderspray.** The gentle magic of water.

- 94 Technologies and spray types



Life is waterful.

Day after day, we at hansgrohe pour all our passion and precision into creating unrivalled water experiences that meet standards and generate genuine enthusiasm. We believe the bathroom is a place that, if a holistic concept is introduced, can enrich our lives and fill it with emotions and extraordinary moments. It's a place where we can feel special, every single day. Where we are free to express our individuality and enjoy the beauty of water with all our senses.

Our brand values

Innovation

Life is in constant motion.

hansgrohe has been one of the pioneers and innovation leaders in the sanitation industry since day one. We are constantly pushing the limits of the technically feasible and, in so doing, revolutionising mixers, showers and bathrooms. Not only are we optimising designs and materials, but we are also constantly rethinking functionality by continuously addressing our customers' needs. Sensual spray types such as PowderRain or pioneering installation solutions such as the iBox universal 2 are good examples of this. Our inventions encourage people to enjoy the beauty of water.



Design

Life is beautiful.

From lovingly designed details to a holistic view of a complete bathroom: for us, modern design is more than just an appealing aesthetic. hansgrohe design combines timeless beauty, functional finesse and the highest hand-crafted quality across all product ranges. Numerous awards confirm our pursuit of the extraordinary and highlight our close cooperation with design studio PHOENIX. On top of this, we follow our ECO design principles* every time we develop our products so that they look appealing and are eco-friendly.



* Learn more about ECO design principles.





Quality

Life is a journey.

Our products stay with people for years and years. They create feel-good moments and offer sensual experiences tailored to individual needs. The premium quality of our products is not only measured by the material properties, but also by the joy they bring in the long run. We ensure our customers across the world are satisfied, for example through user-friendliness, a voluntary five-year manufacturer's guarantee and a Service Centre that manages all technical concerns. This is why many consumers become lifelong hansgrohe customers.



* Find out more about resource-conserving technologies.



Responsibility

Life is precious. So is our planet.

Saving water and energy are two matters close to hansgrohe's heart. And so we develop products for impressive water experiences with reduced resource consumption. Because we don't want to make our customers choose between well-being and sustainability. As the use phase of mixers and shower heads installed in people's homes is the most carbon-intensive, we are converting our entire water-bearing product range to water- and energy-saving technologies by 2030*. We use recycled material whenever possible, for example in the hansgrohe Planet Edition. What's more, our products are robust, long-lasting and easy to repair.



Our dream bathroom for wellness enthusiasts

A natural haven of tranquility

Be at one with an environment that revolutionises the way we experience water and redefines well-being. Whether under the dream shower, at the inspiring WashPlace or on the shower toilet: this light interior celebrates relaxation with an exquisite design and treats people to the very best in user-friendliness. Surrounded by delicate droplets, enjoying the seashore effect, diving deeper into a sense of pure calm: water is a subtle source of strength in this bathroom. And people are free to be themselves here.





Shower
Raindance Alive
Page 12

Stefan Lindheimer, Head of Product Management Bathroom Interior Categories, hansgrohe

“In an ever-faster world, hansgrohe designs spaces where people can slow down, where mindfulness and retreat have become the new benchmarks for a good quality of life. Our holistic design compositions and harmonious colours and shapes can help create a genuine oasis of well-being.”




AquaUnit
Avalegra
Page 20



Toilet flush plate,
concealed cistern
iFrame
Page 36



Shower toilet
**LavaPura
Element**
Page 26



Striking a chord with our senses.

Raindance Alive



The innovative design showers combine three hansgrohe wellness spray types, including two of our most popular: RainAir (top) and PowderRain (bottom).


“I love the feeling of showering with Raindance Alive.”

That's what 9 out of 10 shower testers told us in the smart insights consumer research with 100 participants in July/August 2024.

Feeling relaxed and wonderful while water droplets dance across our body and wrap our skin in a relaxing cocoon. It's like that moment when our favourite song comes on: a wonderful feeling. For many, it's the epitome of happiness. For others, it's a reason to close their eyes and dream. Raindance Alive. Wonder in a new composition.



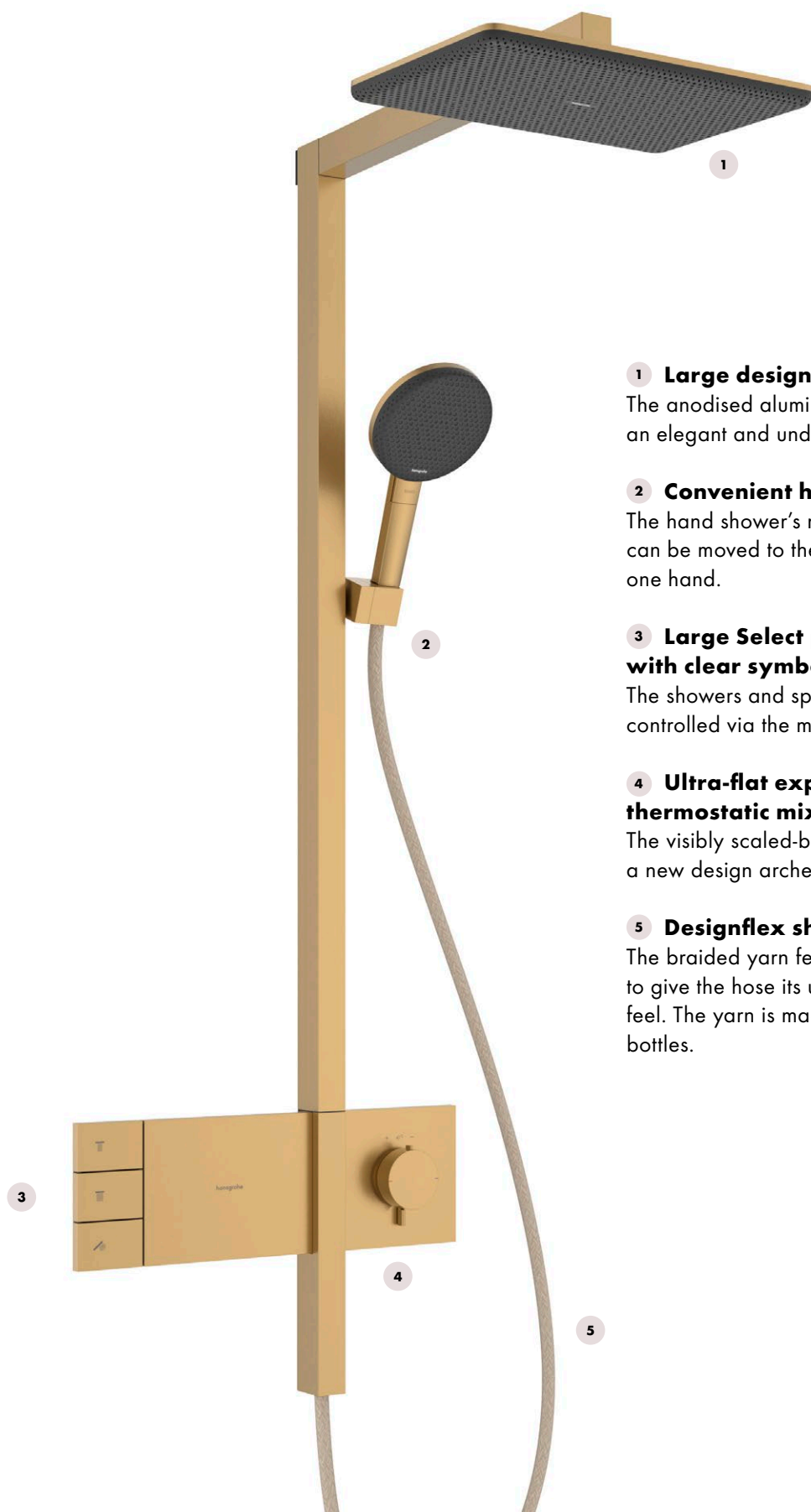
Elegance meets innovation – the Raindance Alive Showerpipe



Minimalist design aesthetic, maximum freedom of movement: the exposed installation showerpipe lies so flat against the wall that it looks like a concealed installation. And yet it's simply placed on S connections – perfect for a renovation. Available with a round (S) or rounded (Q) overhead shower, in Chrome or one of five FinishPlus colours.



The innovative shower system's thermostatic mixer design is so minimalistic and sleek that it protrudes by just 36 mm without or 40 mm with the handle. The fabric-like shower hose enhances the warm, cosy look and feel. Finish: Brushed Bronze.



1 Large design overhead shower

The anodised aluminium cover gives it an elegant and understated look.

2 Convenient height adjustment

The hand shower's minimalist slider cube can be moved to the required position with one hand.

3 Large Select push buttons with clear symbols

The showers and spray types can be intuitively controlled via the metal thermostatic mixer.

4 Ultra-flat exposed installation thermostatic mixer

The visibly scaled-back composition is a new design archetype.

5 Designflex shower hose

The braided yarn features different colours to give the hose its unique look and pleasant feel. The yarn is made of recycled PET plastic bottles.



Can we save water and still enjoy the shower?

Of course! The EcoSmart hand shower consumes 8 l/min thanks to the integrated flow limiter, while the EcoSmart+ model consumes 6 l/min – a potential saving of up to 60%*. The large overhead shower (300 mm diameter) consumes 12 l/min, or 8 l/min with EcoSmart. This constitutes a saving of up to 40% water*.

* Compared to hansgrohe showers without EcoSmart




Find out more about EcoSmart.

The round Raindance Alive hand showers (125 mm diameter; with Select push button) can fill us with positive emotions or calm us through the regenerative power of water. Depending on the mood, depending on the spray type.

RainAir. Relaxing air-enriched shower rain. Cocooned in gentle pearls of water, we experience a pleasant feeling in the shower that's almost like warm, tropical rain.

PowderRain. Soft rain that feels like our body is enveloped in a cocoon. Thousands of ultra-fine droplets create a pampering and enjoyable shower – perfect for moments of self-care or for thoroughly rinsing out shampoo.

Massage. The powerful spray is perfect for easing slight tension. The hand shower can be used for a targeted massage of specific regions of the body – an act of kindness.





Raindance Alive is also available as a Puro Pipe: the pre-assembled shower system's cylindrical shape looks fantastic with Ecostat Element thermostatic mixer and rain shower in a round, organic design.

Refreshingly new yet somehow familiar: Raindance Alive features a premium design to satisfy our longing for pieces that look good and improve our quality of life. The mesh-effect design cover gives the shower heads a more fabric-like style, making them look less technical and the bathroom look cosier – especially as this grid finish conceals the spray disc and with it the sprays. This helps the shower to blend into the room for a sensational look and cosy effect.









The 2jet overhead shower pampers with our most popular spa spray types: RainAir (bottom) and PowderRain (right). The Raindance Alive shower symphony floods the body with endorphins day after day to clear the mind. In an S (round) or Q design (rounded).







The Raindance Alive concealed installation model with round overhead shower, controlled via an Ecostat Comfort thermostatic mixer. Colour: Matt Black.

Raindance Alive


Available from 04/2025

-  Chrome
000
-  Brushed Bronze
140
-  Brushed Black Chrome
340
-  Matt Black
670
-  Matt White
700
-  Polished Gold Optic
990

-  Adjustable Shower Head
-  AirPower
-  DropGuard
-  EcoSmart+
-  EcoSmart
-  EcoStop+
-  QuickClean
-  SafetyStop
-  Select
-  Thermostat
-  Water Flow Control
-  XXL Performance

-  Massage
-  Rain
-  RainAir
-  PowderRain

Check out
the range!



Only a selection of
the products is shown.
Surfaces and functions
vary based on the model.



Raindance Alive S
Overhead shower 300 1jet
24521XXX EcoSmart
24520XXX



Raindance Alive S
Overhead shower 300 2jet
with shower arm
24541XXX EcoSmart
24540XXX



Raindance Alive Q
Overhead shower 210/340 1jet
24531XXX EcoSmart
24530XXX



Raindance Alive Q
Overhead shower 210/340 2jet
with shower arm
24551XXX EcoSmart
24550XXX



Raindance Alive Select S
Hand shower 125 3jet
24512XXX EcoSmart+
24511XXX EcoSmart
24500XXX



Raindance Alive Select S
Shower holder set 125 3jet
EcoSmart with Designflex
textil shower hose
24611XXX 160 cm



Raindance Alive Select S
Shower set 125 3jet EcoSmart
with shower bar Unica E Puro and
easy slide hand shower holder
24600XXX 65 cm
24601XXX 90 cm



Raindance Alive Select S
Shower set 125 3jet EcoSmart
with shower bar Unica S Puro
24602XXX 65 cm
24603XXX 90 cm



Raindance Alive S
Showerpipe 300 1jet
with ShowerSelect Comfort
24583XXX EcoSmart
24582XXX



Raindance Alive S
Showerpipe 300 2jet
with ShowerSelect Comfort
24596XXX EcoSmart
24595XXX



Raindance Alive S Puro
Showerpipe 300 1jet
with Ecostat Element
24593XXX EcoSmart
24592XXX



Raindance Alive Q
Showerpipe 210/340 1jet
with ShowerSelect Comfort
24581XXX EcoSmart
24580XXX



Raindance Alive Q
Showerpipe 210/340 2jet
with ShowerSelect Comfort
24591XXX EcoSmart
24590XXX


Water remains water. Everything else changes.



Avalegra

Enjoy hansgrohe Avalegra, the surprisingly impressive fusion of basin and mixer that combines the familiar and the new. This harmonious balance between comfort and uniqueness makes the water experience as invigorating, natural, and effortless as possible.





The AquaUnit range includes sizes 580 and 780 mm. The larger wash basin features an impressively functional and beautiful integrated shelf.

A world-first wash basin and mixer combination

The Avalegra AquaUnit offers a fully innovative water experience. It can do anything a standard wash basin with mixer can – plus so much more. Its new shower function, a parabolic water spray, opens up new ways to use the mixer, transforming water at the wash basin into a spa-like experience. Available in five FinishPlus designs – Chrome, Matt Black, Brushed Black Chrome, Brushed Bronze and Polished Gold Optic – Avalegra can be perfectly paired with various design styles and bathroom furniture.

The slimline swivel spout with laminar spray offers maximum room to move and directs the water to exactly where it's needed. The mixer and wash basin are a perfect match, so no water splashes out of the basin – a reliably tested hansgrohe ExcellentFit.



Find out more about
ExcellentFit.






The not-so-traditional way

What a welcome: water with an extraordinary twist. The Rain spray flows in an arch from the integrated spray mat. The perfect synergy between the pressure limiter and shower reduces the spray to 5 l/min, without any loss of power or intensity – for a completely new water experience that leaves us feeling refreshed and pampered and creates a sensational spa feeling.



Design that flows in harmony with the water


Avalegra is a minimalist and premium-quality design unit. With its precise shape, the thin-walled wash basin has a very elegant look. It features a slimline drain and a slope so that the water flows toward the user, almost like being by the shore. The slimline swivel spout and meets our every need in terms of comfort at the WashPlace.



The water is gently collected, then it flows evenly down the slimline drain.

Low-maintenance beauty thanks to solid surface

The wash basin impresses users with its scratch-resistant and long-lasting solid surface material. But if scratches do ever appear, they can be buffed out as if they were never there. The pore-free Matt White finish also keeps deposits such as limescale and dirt at bay - for super-simple cleaning. And: the wash basin gently collects every drop, without causing a splash.




With its clean edges, the linear design looks neat and elegant.



Perfect harmony: Avalegra and Xevolos are combined to create a sophisticated console solution that doubles as a stylish seat.

Cleaning reinvented

QuickClean+ makes it easier to clean the spray nozzles: the flexible material on the sprays prevents limescale deposits. If something does accumulate, limescale can be effortlessly removed with a finger - no cleaning products required.



QuickClean+



User comfort and safety

The AquaUnit is so innovative and safe to use: Avalegra is the first handgrohe mixer with thermostatic mixer at the WashPlace. It protects against sudden temperature fluctuations. The temperature, water flow and spray type can be conveniently controlled using two cylindrical handles. A preferred temperature can also be kept constant - for a nice start to the next pamper session.

Avalegra

Available from 09/2025



Chrome
000



Brushed Bronze
140



Brushed Black Chrome
340



Matt Black
670



Polished Gold Optic
990



ComfortZone



Easy Installation



Made to fit
NoiseReduction



QuickClean+



Thermostat



LaminarSpray



Rain

Check out
the range!



Only a selection of
the products is shown.

Surfaces and functions
vary based on the model.



Avalegra
AquaUnit 580/475
22472XXX



Avalegra
AquaUnit 780/475
22473XXX



Gently cleans. Naturally with water.

LavaPura Element

For a bathroom that sets new standards: the modern LavaPura Element shower toilet combines comfort, intuitive design and the highest hygiene standards to produce an unrivalled experience.





More well-being through hygiene with water

For many people, the idea of a shower toilet is unusual. Although it's considered natural in other cultures, for example in Asia, to clean intimate areas with a water spray, shower toilets are still fairly rare in the Western world. But that's about to change. Experts believe using water is the gentlest and most thorough way to clean yourself after going to the toilet. Check out this new hansgrohe product that transforms the bathroom into a place that places the focus on cleanliness and well-being.

For an unrivalled feel-good experience

The hansgrohe shower toilet is more reminiscent of a spa than a toilet. The settings for the spray type, water temperature and seat heating can be individually adjusted to make every moment as comfortable as possible. From gentle to pulsating water sprays, LavaPura Element offers the most pleasant cleaning experience for every need.



Shower functions for full freshness



RearWash

Gentle and thorough rinsing with large, air-enriched droplets for maximum comfort, every day.



LadyWash

Extra gentle rinsing experience with a very soft spray, perfectly tailored to feminine needs.



Oscillation

Moves the spray wand back and forth, providing a comfortable and extra thorough rinsing.




Pulsation

Switches the selected spray type to massage. For an exceptionally pleasant rinsing experience.



RearWash



Other feel-good functions



Odor Extraction

Thanks to the odour extraction system under the seat, unpleasant odours in the bathroom are a thing of the past.



Warm Air Dryer

With a temperature that can be adjusted (4 levels), the warm air dryer offers even more comfort to perfectly round off the pleasant feeling on the toilet.



Seat Heating

Integrated seat heating for a cosy warm feeling and more relaxation in the bathroom.

For a harmonious look

In LavaPura Element, timeless design and cutting-edge technology are combined to create a universal toilet shape that blends seamlessly into any bathroom – regardless of style and size. And so the new shower toilet is the perfect addition to the holistic hansgrohe range.





Simple elegance

LavaPura Element impresses people with its subtle, familiar aesthetic with a modern twist: the wall-mounted toilet's minimalist design is accentuated by an elegant graphite line that creates an aesthetic highlight. The ergonomically positioned Select push buttons pair a clean and scaled-back design language with intuitive user-friendliness here.

Well-being at the touch of a button

At hansgrohe, intuitive operation is everything. All the intelligent functions of the LavaPura Element can be effortlessly activated – and settings adjusted to personal preferences. The new comfort zone in the bathroom is either controlled via remote control or the Select push buttons on the toilet itself. No matter where, the user interface remains consistent for simple control of the toilet.



With the Select push buttons integrated on both sides, the main functions can be easily and conveniently controlled.

Comfort features



Auto Open

For increased comfort and hygiene, the toilet lid opens and closes automatically via a sensor.




SoftClose

Toilet cover and seat close softly and silently thanks to the dampers in the hinges.



Night light

The nice, safe, night-time guide in the bathroom.



User Profiles

For more convenient use, personal settings can be saved under two user profiles.

Practically cleans itself

One thing is clear: when it comes to sanitation, hygiene and cleanliness are key. But people who lead stressful lives can sometimes find it difficult to meet these desired standards. With its numerous functions, the LavaPura Element toilet can practically clean itself. The rimless design also ensures efficient flushing and is extremely convenient to keep clean.



UV Disinfection

The shower wand is disinfected by UV light automatically after every use.*



SmartClean & HygieneEffect

High-quality glaze that reduces bacteria on the product. For more hygiene and less cleaning.**



QuickRelease

This hinge system is simple to undo so that the toilet seat can be quickly removed for easy cleaning.



AquaHelix Flush

The water vortex technology powerfully yet quietly cleans the toilet's inner bowl with just 4.5 litres per flush (suitable flushing tank required). A quick flush, done by pressing the small flush plate button, can even get away with just 3 litres. Good for the environment, good for the wallet!



Refers exclusively to the following bacteria:

*Staphylococcus aureus (AS 1.89) and Escherichia coli (AS 1.90), test: GB/T 23131-2019

**Escherichia coli CECT 434 and Staphylococcus aureus CECT 239 (test conducted according to JIS Z 2801:2010)

Installation made easy

Installation couldn't be easier, as the process avoids unnecessary complications - including ones behind the wall. When purchased with the hansgrohe iFrame universal concealed cistern and the iFrame flush plates, the ordering and installation processes become perfectly aligned. Even the soundproofing mat included in the scope of delivery is optimally tailored to the product's size.



LavaPura Element

Available from 09/2025 (01/2026 for UK only)

White
450

- AquaHelix Flush
- Auto Open
- HygieneEffect
- Odor Extraction
- Seat Heating
- SmartClean

- SoftClose
- UV Disinfection
- User Profiles

- RearWash
- LadyWash
- Pulsation
- Oscillation

Check out
the range!



Only a selection of
the products is shown.
Surfaces and functions
vary based on the model.



LavaPura Element S
Wall hung shower toilet
Complete Set AquaHelix Flush,
SmartClean, HygieneEffect
63021450

Bringing it all together.



iFrame Element E was awarded with the iF Award.

iFrame



The perfect finish for every bathroom: iFrame completes the ToiletPlace and complements the hansgrohe range with stylish toilet flush plates featuring dual flush technology. From elegant shapes to high-quality FinishPlus colours, subtle elegance to bold accents, iFrame has the perfect solution for every taste and every budget. It can help create a unique, holistic bathroom experience – and a genuine feel-good place full of character.

iFrame Element E flush plate in the bathroom with LavaPura Element. Colour: Brushed Bronze



Chrome



Matt White



Matt Black



Brushed Bronze



Brushed Black Chrome



Polished Gold Optic



iFrame Element: a visual highlight

With its appealing design based on the simplicity of a light switch, iFrame Element E is a visual highlight that combines aesthetics with clever functions. Available in all FinishPlus finishes, the design blends in seamlessly with any hansgrohe bathroom. The high-quality metal is impressively durable with a premium look and feel. What's more, iFrame Element E is convenient to operate - even with an elbow!



iFrame Element E

White



Chrome



Matt White



Matt Black



iFrame Original: stylish harmony

The durable high-quality plastic iFrame Original toilet flush plates combine timeless design and functionality. The choice of FinishPlus finishes helps iFrame Original S and Q to create a harmonious look as well as subtle and stylish accents in any hansgrohe bathroom.



iFrame Original Q



iFrame Original S

iFrame universal: the clever solution behind the wall.



Effortless installation. Seamless performance.

With decades of experience, hansgrohe wins people over as a reliable partner for universal installation solutions behind the wall. From the classic toilet to the ShowerToilet, iFrame universal is the perfect addition to any hansgrohe ToiletPlace. Featuring high-quality and long-lasting components, the concealed cistern offers everything needed for effortless installation and maintenance – a smart solution for specialist bathroom retailers.

1 The sturdy wall supports are included in the scope of delivery. The high-quality plastic screws ensure optimum noise reduction.

2 The assembly parts for the toilet and iFrame are pre-sorted and packaged separately in the in-wall tank, so everything is organised and ready to hand.




3 The robust construction is made of durable materials and designed for a load capacity of at least 400 kg.

4 The flush system is suitable for all wall-mounted toilet types and shower toilets.





5 Height-adjustable feet with brakes – for simple and sturdy anti-slip alignment.

iFrame Element

-  Chrome
000
-  Brushed Bronze
140
-  Brushed Black Chrome
340
-  Matt Black
670
-  Matt White
700

-  Polished Gold Optic
990

iFrame Original

-  Chrome
000
-  White
450
-  Matt Black
670
-  Matt White
700

Check out
the range!



Only a selection of
the products is shown.
Surfaces and functions
vary based on the model.



iFrame Element E
Flush plate for dual flush
66003XXX



iFrame Original S
Flush plate for dual flush
66002XXX



iFrame Original Q
Flush plate for dual flush
66001XXX



iFrame universal
Concealed cistern 1120
for wall hung WC
01022180
01025180 (for UK only)



Our dream bathroom for timeless style

An elegant retreat

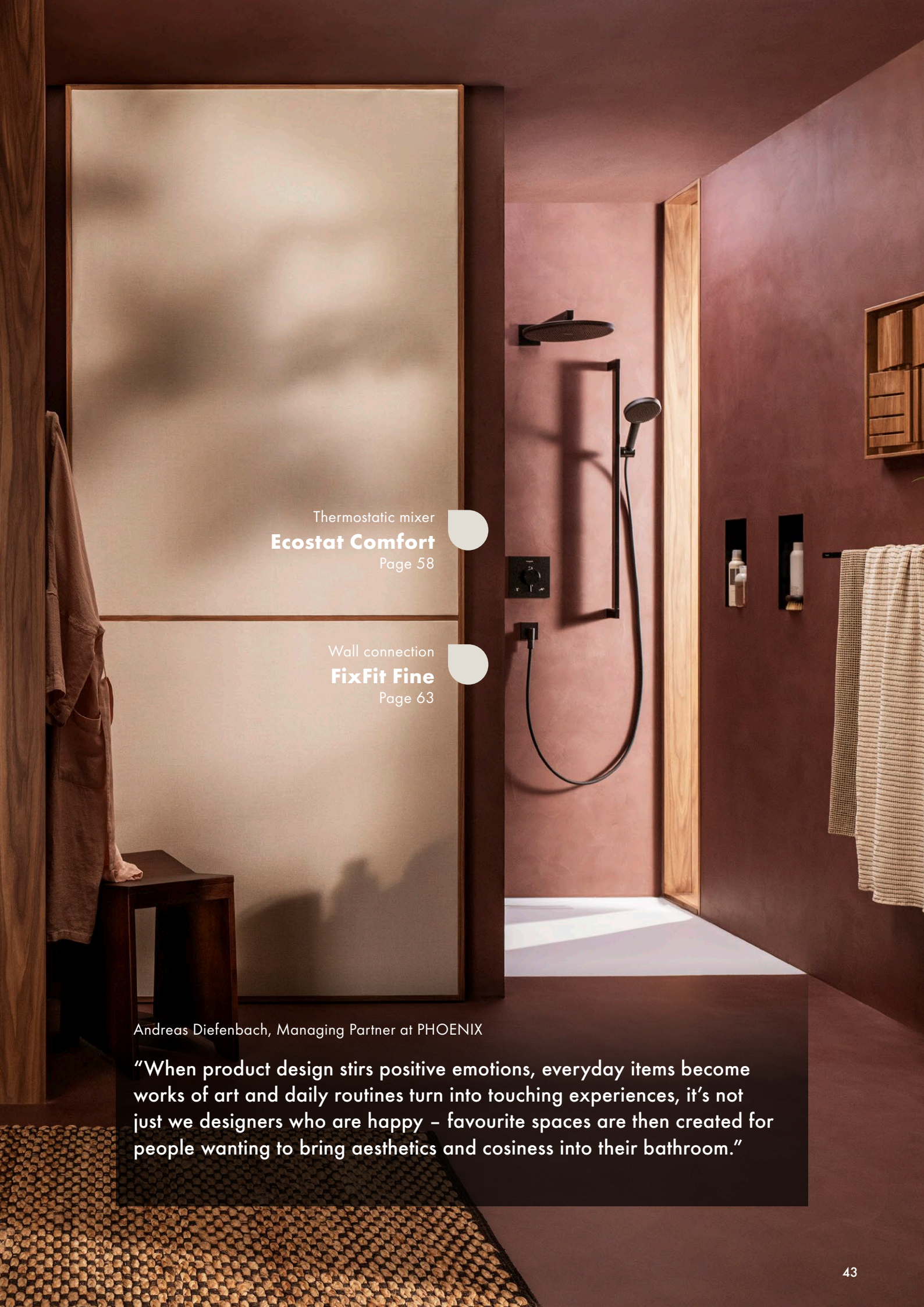
Dive into a feel-good world that pampers the body and invigorates the mind. With its flattering look and feel, this paradise of good taste is for anyone who sees their bathroom as a second living room. This is a place to lie back, relax and enjoy the sensual beauty of water. The design is inspiring, the furniture modern yet classic. From the drawers to decorations to the shower hose, fabric finishes add warmth. Welcome home!





Wash bowl
Xuniva Evo
Page 44

Furniture
Xevolos
Page 50



Thermostatic mixer
Ecostat Comfort
Page 58

Wall connection
FixFit Fine
Page 63

Andreas Diefenbach, Managing Partner at PHOENIX

“When product design stirs positive emotions, everyday items become works of art and daily routines turn into touching experiences, it’s not just we designers who are happy – favourite spaces are then created for people wanting to bring aesthetics and cosiness into their bathroom.”

Incomparable design. Infinite experience.



Xuniva Evo

With a new premium wash bowl type, hansgrohe allows innovation and aesthetics to seamlessly flow into one. Impressive water experiences have been created inspired by the endlessness of an infinity pool.

Xuniva Evo S



Xuniva Evo E



Xuniva Evo U



With their clean lines, the delicate ceramics are a timeless work of art. Square, rectangular, round or RaceTrack? With a variety of shapes, Xuniva Evo meets the need for unique bathroom design. And the shadow gap makes the wash bowl look like it's light enough to float.

Vibrant wash bowls with a unique aesthetic

White, Matt White, Matt Black, Slate Matt Grey or Sand Matt Beige, the hand-made ceramics demonstrate their high-end quality in each of these colours. Design lovers appreciate bold statements, conscious consumers the versatility and durability.



White, Matt White



Matt Black



Slate Matt Grey



Sand Matt Beige





An immersive experience reminiscent of waves along the shore

Unlimited well-being when doing daily routines: with Xuniva Evo wash bowls, water becomes a sensual hug. But how?

Through sophisticated geometry and the highest design quality. The inner basin is slightly bevelled with a hidden drain at the front. So water flows toward us in a natural movement, is gently collected and then disappears into endless depths. Through this art of hidden details, not only do we get a wash bowl that functions perfectly, but also countless day-to-day moments full of life.





Xuniva Evo in a holistic bathroom design

Thanks to FinishPlus, the wash bowls can be made to match hansgrohe mixers such as Metropol, Finoris, Vivenis or Metris. When paired with the Xarita E and S mirrors and the Xilesa E and Xevolos E furniture ranges, a consistent design aesthetic is created with a complete bathroom that's perfect for people who expect more.

Why Xuniva Evo wash bowls always look perfect and are child's play to clean.

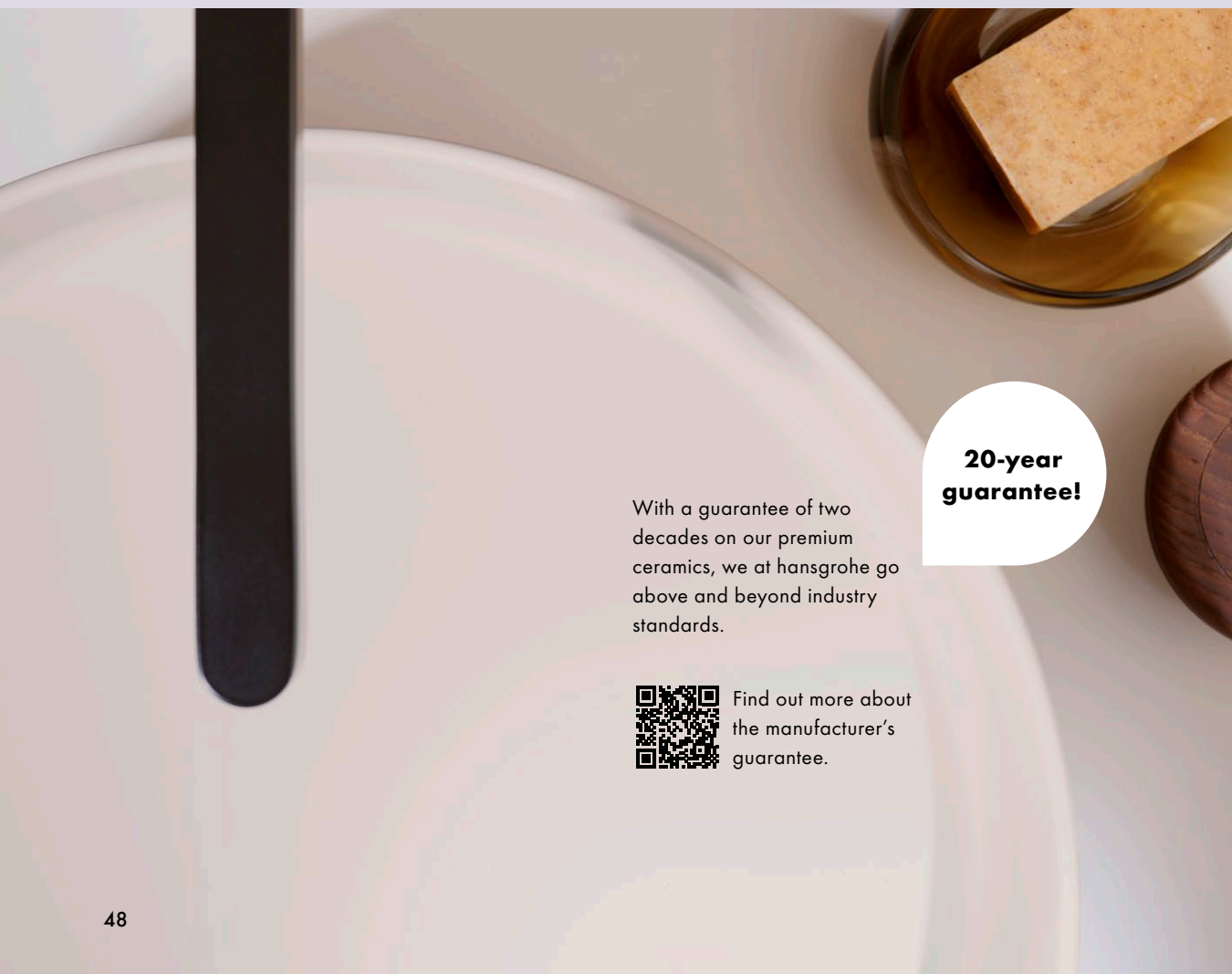


The wash bowl – and even the drainage channel – are coated in a glaze to prevent soap suds or hair from clogging the drain. So dirt can glide through without a trace. With the white wash bowls, there is the option to have a special glaze that combines SmartClean and HygieneEffect* to make cleaning child's play. A major advantage in households and hotel bathrooms. If a small object, such as a ring, ever ends up in the drain, it can be simply removed from the siphon, just like in any other wash bowl.

* High-quality glaze that reduces bacteria on the product (exclusively refers to the following bacteria: Escherichia coli CECT 434 and Staphylococcus aureus CECT 239 (test conducted according to JIS Z 2801:2010)).



SmartClean & HygieneEffect



**20-year
guarantee!**

With a guarantee of two decades on our premium ceramics, we at hansgrohe go above and beyond industry standards.



Find out more about the manufacturer's guarantee.

Xuniva Evo

Available from 09/2025



White
450



HygieneEffect



Matt White
700



SmartClean



Sand Matt Beige
780



Slate Matt Grey
760



Matt Black
670

Check out
the range!



Only a selection of
the products is shown.

Surfaces and functions
vary based on the model.



Xuniva Evo S

Wash bowl 400/400
without tap hole and overflow
60323XXX



Xuniva Evo S

Wash bowl 400/400
without tap hole and overflow,
SmartClean, HygieneEffect
63005450



Xuniva Evo U

Wash bowl 650/400
without tap hole and overflow
60325XXX



Xuniva Evo U

Wash bowl 650/400
without tap hole and overflow,
SmartClean, HygieneEffect
63009450



Xuniva Evo E

Wash bowl 400/400
without tap hole and overflow
60324XXX



Xuniva Evo E

Wash bowl 400/400
without tap hole and overflow,
SmartClean, HygieneEffect
63007450



Xuniva Evo E

Wash bowl 650/400
without tap hole and overflow
60326XXX



Xuniva Evo E

Wash bowl 650/400
without tap hole and overflow,
SmartClean, HygieneEffect
63015450

An invitation to stay.

Xevolos



Comfort in its most beautiful form: Xevolos E combines sophisticated design and cosy charm to create a stylish WashPlace that makes people want to linger and cherish the moment. Every detail is perfectly planned and blends harmoniously into a bathroom with an extraordinary feel-good factor.

So much space for individual needs

The half-height vanity unit makes the interior design look so light it's floating. This addition to the range can also be paired with a wide variety of other pieces. For example, the Sand Matt Beige surface with the Textile Dark Grey inlay creates a warm, cosy atmosphere.



By contrast, pairing metallic glass inlays (e.g. Metallic Sand Beige) with matching body and console surfaces (e.g. Sand Matt Beige) produces a sleek, monochrome vibe. Adding a sideboard creates a harmonious shift design that can be used in many ways – as seating, a decorative platform or practical storage space.





IntraStoris
interior system



Comfort features



SoftClose

Drawers are closing gently and silently. This is ensured by dampers which are integrated into the slides. For a comfortable handling of the furniture.



PushOpen

These drawers and doors are extremely easy to grasp and open. Just give them a short tap.



Lasting elegance

The body and console surfaces are smooth and even for a unique feel that leaves no finger prints. The durable material is always high quality and suitable for wet rooms. Long-lasting enjoyment is guaranteed, as long as the hansgrohe care instructions are followed.

Xevolos E makes a statement in terms of design and sustainability. The wood elements used are PEFC-certified and are therefore proven to be sourced from sustainable forest management. DGM has recognised that the furniture range meets the highest standards: it has been awarded the renowned "Golden M", is part of the "Climate Pact for the Furniture Industry" and satisfies the carbon footprint standard. Xevolos E also sets itself apart through the "Furniture Made in Germany" label and the "Emission Label for Furniture", where hansgrohe meets the highest emission requirements.





The Xevolos E tall cabinets provide lots of storage space. Moisture-resistant materials help the surfaces to hold up well in bathrooms, as long as the hansgrohe care instructions are followed.

The knitted fronts made of polyester yarns are highly durable and create a cosy atmosphere in the bathroom. They have a high abrasion resistance and the dyes are unlikely to rub off on other fabrics. The high-quality fabric inlays are also resistant to indirect UV rays from sunlight, so their colour lasts. If the fabric becomes stained, for example from toothpaste, hair dye, creams, water-based mascara or hair gel, this can be effortlessly removed using soapy water.





With its variety of sizes and materials, Xevolos E offers plenty of choice and lots of options. When paired with the Matt White, Sand Matt Beige and Slate Matt Grey body and console surfaces, the high-quality inlays out of glass, ceramics, textile or wooden decor add unique character to the space. And there's something for every taste: cosy, bold or monochrome. Xevolos E has it all.

1 Matt White body

2 Dark Oak front



2 Metallic White front



2 Patterned Bronze front



2 Textile Dark Grey front



1 Sand Matt Beige body

2 Dark Oak front



2 Metallic Sand Beige front



2 Patterned Bronze front



2 Textile Dark Grey front



1 Slate Matt Grey body

2 Dark Oak front



2 Metallic Slate Grey front



2 Patterned Bronze front



Xevolos furniture can be combined with Xevolos and Xuniva Evo as well as Avalegra AquaUnit.

The sideboard's ergonomic seating makes routines such as body care, drying hair or putting on socks easier and more convenient. The seating area has a maximum load capacity of 220 kg.



Body/Console

-  Matt White
700
-  Sand Matt Beige
780
-  Slate Matt Grey
760



Front




-  Metallic White
320
-  Metallic Sand Beige
790
-  Metallic Slate Grey
770
-  Patterned Bronze
390
-  Dark Oak
730

09/25

-  Textile Dark Grey
660

IntraStoris

-  Matt Black
670
-  Dark Walnut
630

-  AntiFingerprint
-  MoistureProof
-  PushOpen
-  SmartStorage
-  SmoothSurface
-  SoftClose

Check out
the range!



Only a selection of
the products is shown.
Surfaces and functions
vary based on the model.



- Xevolos E**
Vanity unit 340/245
for handrinse basin,
door hinge left
- Body 700 # 54166XXX
 - Body 780 # 54167XXX
 - Body 760 # 54168XXX



- Xevolos E**
Vanity unit 340/245
for handrinse basin,
door hinge right
- Body 700 # 54169XXX
 - Body 780 # 54170XXX
 - Body 760 # 54171XXX

Colour representation may vary due to the lighting conditions in a given environment and can only be reproduced authentically with real samples. This applies in particular to metallic surfaces.



- Xevolos E**
Vanity unit 480/475
with 2 drawers
for handrinse basin
- Body 700 # 54172XXX
 - Body 780 # 54173XXX
 - Body 760 # 54174XXX




- Xevolos E**
Vanity unit 580/475
with 2 drawers
for wash basin
- Body 700 # 54175XXX
 - Body 780 # 54176XXX
 - Body 760 # 54177XXX



- Xevolos E**
Vanity unit 780/475
with 2 drawers
for wash basin
- Body 700 # 54178XXX
 - Body 780 # 54179XXX
 - Body 760 # 54180XXX



- Xevolos E**
Vanity unit 980/475
with 2 drawers
for wash basin
- Body 700 # 54181XXX
 - Body 780 # 54182XXX
 - Body 760 # 54183XXX



- Xevolos E**
Vanity unit 1180/475
with 2 drawers
for wash basin
- Body 700 # 54184XXX
 - Body 780 # 54185XXX
 - Body 760 # 54186XXX



- Xevolos E**
Vanity unit 780/550 with 2 drawers for consoles
with wash bowl/countertop basin ground
- Body 700 # 54187XXX
 - Body 780 # 54188XXX
 - Body 760 # 54189XXX



09/25

- Xevolos E**
Vanity unit 780/550 with 1 drawer for consoles
with wash bowl/countertop basin ground
- Body 700 # 54310XXX
 - Body 780 # 54311XXX
 - Body 760 # 54312XXX



- Xevolos E**
Console 780/550
with cutout middle
for countertop basin ground
- # 54208XXX



09/25

- Xevolos E**
Console 780/550
with cutout middle
for wash bowl
without tap hole
- # 54328XXX



- Xevolos E**
Vanity unit 980/550 with 2 drawers for consoles
with wash bowl/countertop basin ground
- Body 700 # 54190XXX
 - Body 780 # 54191XXX
 - Body 760 # 54192XXX



09/25

- Xevolos E**
Vanity unit 980/550 with 1 drawer for consoles
with wash bowl/countertop basin ground
- Body 700 # 54313XXX
 - Body 780 # 54314XXX
 - Body 760 # 54315XXX



- Xevolos E**
Console 980/550
with cutout middle
for countertop basin ground
- # 54209XXX



09/25

- Xevolos E**
Console 980/550
with cutout middle
for wash bowl
without tap hole
- # 54329XXX



- Xevolos E**
Vanity unit 1180/550 with 2 drawers for consoles
with wash bowl/countertop basin ground
- Body 700 # 54193XXX
 - Body 780 # 54194XXX
 - Body 760 # 54195XXX



- Xevolos E**
Console 1180/550
with cutout middle
for countertop basin ground
- # 54210XXX



09/25

- Xevolos E**
Console 1180/550
with cutout middle
for wash bowl
without tap hole
- # 54330XXX



Xevolos E
Vanity unit 1370/550 with 4 drawers for consoles with 2 wash bowls/countertop basins ground
Body 700 # 54196XXX
Body 780 # 54197XXX
Body 760 # 54198XXX



09/25
Xevolos E
Vanity unit 1370/550 with 2 drawers for consoles with 2 wash bowls/countertop basins ground
Body 700 # 54316XXX
Body 780 # 54317XXX
Body 760 # 54318XXX



Xevolos E
Console 1370/550 with 2 cutouts for countertop basin ground
54207XXX



09/25
Xevolos E
Console 1370/550 with 2 cutouts for wash bowl without tap hole
54332XXX



Xevolos E
Vanity unit 1370/550 with 4 drawers for consoles with wash bowl/countertop basin ground, left
Body 700 # 54236XXX
Body 780 # 54237XXX
Body 760 # 54238XXX



09/25
Xevolos E
Vanity unit 1370/550 with 2 drawers for consoles with wash bowl/countertop basin ground, left
Body 700 # 54319XXX
Body 780 # 54320XXX
Body 760 # 54321XXX



Xevolos E
Console 1370/550 with cutout left for countertop basin ground
54205XXX



09/25
Xevolos E
Console 1370/550 with cutout left for wash bowl without tap hole
54333XXX



Xevolos E
Vanity unit 1370/550 with 4 drawers for consoles with wash bowl/countertop basin ground, right
Body 700 # 54239XXX
Body 780 # 54240XXX
Body 760 # 54241XXX



09/25
Xevolos E
Vanity unit 1370/550 with 2 drawers for consoles with wash bowl/countertop basin ground, right
Body 700 # 54322XXX
Body 780 # 54323XXX
Body 760 # 54324XXX



Xevolos E
Console 1370/550 with cutout right for countertop basin ground
54206XXX



09/25
Xevolos E
Console 1370/550 with cutout right for wash bowl without tap hole
54334XXX



Xevolos E
Vanity unit 1570/550 with 4 drawers for consoles with 2 wash bowls/countertop basins ground
Body 700 # 54199XXX
Body 780 # 54200XXX
Body 760 # 54201XXX



Xevolos E
Console 1570/550 with 2 cutouts for countertop basin ground
54211XXX



09/25
Xevolos E
Console 1570/550 with 2 cutouts for wash bowl without tap hole
54335XXX



Xevolos E
Mid-height cabinet 400/360, door hinge left
Body 700 # 54212XXX
Body 780 # 54213XXX
Body 760 # 54214XXX



Xevolos E
Mid-height cabinet 400/360, door hinge right
Body 700 # 54215XXX
Body 780 # 54216XXX
Body 760 # 54217XXX



Xevolos E
Tall cabinet 400/360, door hinge left
Body 700 # 54218XXX
Body 780 # 54219XXX
Body 760 # 54220XXX



Xevolos E
Tall cabinet 400/360, door hinge right
Body 700 # 54221XXX
Body 780 # 54222XXX
Body 760 # 54223XXX



09/25
Xevolos E
Sideboard 1180/550 with 1 drawer and cover plate
Body 700 # 54325XXX
Body 780 # 54326XXX
Body 760 # 54327XXX



IntraStoris
Basis box set 100/345
54224670



IntraStoris
Drawer interior set 320 vanity unit 780/475, 780/550 and 1570/550
54232630

Shower pleasure – always on point.



Ecostat Comfort

Design, safety or comfort? Say no to compromise: Ecostat Comfort is a stylish concealed thermostat and a proven versatile all-rounder. It gets rid of temperature fluctuations to make showering safe and comfortable, turning every experience into an enrichment for families.





Ecostat Comfort S



Ecostat Comfort E



Ecostat Comfort Q



Chrome



Matt Black



Matt White



Brushed
Bronze




Brushed
Black Chrome



Polished
Gold Optic

Functionality meets elegance: with a modern design and central control element, Ecostat Comfort provides a stylish solution for the bathroom. High-quality FinishPlus finishes and three elegant designs - E, Q and S - enable people to choose the model that best suits their style. Sophisticated control elements, flexible installation options and constant temperatures without fluctuations also ensure comfort and safety.



**Perfect temperature,
precise water flow**



SafetyStop

Safety lock at over 40 °C - temperature limitation, which prevents excessively hot water from flowing.




Water Flow Control

Actively regulates water consumption - the amount of water can be adjusted via the control dial.

iBox universal 2. Efficient installation offering maximum flexibility.

Every installation becomes child's play with the hansgrohe finish sets and the iBox universal 2. The innovative base set for concealed thermostats ensures quick and simple installation. If the thermostatic mixer needs to be replaced further down the line, this is also not a problem – all finish sets can be replaced by another without major effort. The iBox universal 2 is compatible with all current finish sets, such as the ShowerSelect Comfort or Ecostat Comfort thermostatic mixers. Older mixers and thermostatic mixers can also be used with the iBox universal 2 with the help of a special adapter plate.

iBox universal 2 at a glance:



1 Mounting ring

Installation in, on or in front of the wall. The mounting ring can be placed on the front or back.



2 Box made of EPP foam

Versatile: polypropylene is sound-absorbent, insulating, waterproof and recyclable.




3 Sliding sleeve

The sliding sleeve is easy to slide, regardless of the installation depth.




4 Pre-assembled sealing foil

Elastic and reliable: firmly attached to the sliding sleeve, the pre-assembled sealing foil will not go missing.



5 Pre-assembled function block

The durable connection block made of high-quality metal enables safe, fast installation.




With the new iBox universal 2 and the new finish sets, installation is twice as fast compared to the previous model:

“The time saved on the job site is huge, during both initial installation and final assembly at the end.”

Maike Weinhardt, Hiller Sanitär- und Heizungstechnik KG, Germany



Finish set options for the iBox universal 2:



DuoTurn S mixer









ShowerSelect Comfort E thermostatic mixer






Ecostat Comfort Q thermostatic mixer


Ecostat Comfort

Available from 04/2025

-  Chrome
000
-  Brushed Bronze
140
-  Brushed Black Chrome
340
-  Matt Black
670
-  Matt White
700
-  Polished Gold Optic
990

-  SafetyStop
-  Thermostat
-  Water Flow Control

Check out
the range!



Only a selection of
the products is shown.
Surfaces and functions
vary based on the model.



Ecostat Comfort S
Thermostat for concealed
installation for 1 function
33714XXX



Ecostat Comfort Q
Thermostat for concealed
installation for 1 function
33712XXX



Ecostat Comfort E
Thermostat for concealed
installation for 1 function
33710XXX



Ecostat Comfort S
Thermostat for concealed
installation for 2 functions
33715XXX



Ecostat Comfort Q
Thermostat for concealed
installation for 2 functions
33713XXX



Ecostat Comfort E
Thermostat for concealed
installation for 2 functions
33711XXX



Ecostat Comfort S
Thermostat for concealed
installation for 2 functions
with integrated security
combination according to
EN1717
33718XXX



Ecostat Comfort Q
Thermostat for concealed
installation for 2 functions
with integrated security
combination according to
EN1717
33717XXX



Ecostat Comfort E
Thermostat for concealed
installation for 2 functions
with integrated security
combination according to
EN1717
33716XXX

A matching set

The FixFit Fine wall outlets, available in the S, Q and E designs, and the Porter Fine shower holder perfectly complement the finish sets. The variety of FinishPlus finishes allows for individuality, while the precise workmanship and durable metal wall flanges ensure excellent quality.



Porter Fine

FixFit Fine in
the S, Q and E
designs

FixFit Fine, Porter Fine

Available from 04/2025

-  Chrome
000
-  Brushed Bronze
140
-  Brushed Black Chrome
340
-  Matt Black
670
-  Matt White
700
-  Polished Gold Optic
990

Check out
the range!



Only a selection of
the products is shown.

Surfaces and functions
vary based on the model.



FixFit Fine S
Wall outlet
with non-return valve
28882XXX



FixFit Fine Q
Wall outlet
with non-return valve
28884XXX



FixFit Fine E
Wall outlet
with non-return valve
28883XXX



Porter Fine
Shower holder
28885XXX

Each order number is 8 digits long. Please replace XXX with the available finish.


A beautiful detail. That makes all the difference. Exafill, Flexaplus and RainDrain Staro



Exafill was awarded with the iF Award.

An atmosphere of calm, a feeling of utter relaxation – all that’s needed to create this is a sophisticated design concept where every detail is perfectly coordinated. Our minimalist bath tub fillers, wastes and overflows are ideal for this. Available in various FinishPlus surfaces, they suit any bathroom style and create elegant, slimline accents.

Exafill is a bath filler, waste and overflow. The temperature and water flow are regulated using a separate concealed mixer. A **Flexaplus** waste and overflow set is a great choice if the bath tub is filled with a separate bath filler.



Made to match all FinishPlus colours.



Exafill can be subtly framed in a FinishPlus colour like Brushed Bronze. The bath filler can be seamlessly set – from a quiet spray to one that creates lots of foam.









Minimalist design for undisturbed experiences in the bath. This intuitive push-open waste is pushed down to seal in the bath water and pushed again to open the waste and allow the water to flow away.



The **RainDrain Staro** shower tray waste is also available in all FinishPlus surfaces, so the waste cover can be harmoniously matched with hansgrohe mixers and showers.

Exafill, Flexaplust, RainDrain Staro

Available from 09/2025

-  Chrome
000
-  Brushed Bronze
140
-  Brushed Black Chrome
340
-  Matt Black
670
-  Matt White
700
-  Polished Gold Optic
990

 Easy Installation

 QuickClean

 Select

Check out
the range!



Only a selection of
the products is shown.
Surfaces and functions
vary based on the model.



Exafill
Finish set bath filler,
waste and overflow set
58119XXX



Exafill
Finish set chrome bath filler,
waste and overflow set
58131000



Exafill
Complete set bath filler,
waste and overflow set
for bathtub
58130000



Flexaplust
Finish set waste
and overflow set
58187XXX



Flexaplust
Finish set chrome waste
and overflow set
58188000



Flexaplust
Complete set waste
and overflow set
for bathtub
58154000



Tubset universal
Basic set for waste
and overflow set
for bathtubs
58152180

One base set for
all applications!



RainDrain Staro
Finish set waste set
for shower tray
60058XXX



RainDrain Staro
Basic set for waste set
for shower tray
60090180



RainDrain Staro
Complete set waste set
for shower tray
60057000



Our dream bathroom for urban trendsetters

A compact space for well-being

Discover a modern ambiance featuring clean lines and a fresh design. Trend-led graphic tiles create stylish accents and add colour and vibrancy to people's homes. The Activera showers offer maximum enjoyment with minimal consumption, while high-quality design accents throughout the bathroom take daily routines to the next level. Plenty of storage space and innovative eco-friendly technologies provide more comfort and future-oriented furniture options. What's more, all this comes at an unbeatable price.



Marc André Palm, Head of Brand Marketing, hansgrohe

“With its high-performance and water-efficient Activera shower heads and Zesis mixers, this dream bathroom is full of surprises. It creates a vibrant, expressive atmosphere in a small space, meets our every need and offers a satisfying amount of comfort.”

Mixer
Zesis
Page 76

Furniture
Xilesa
Page 80

Shower
Activera
Page 70





Showering for every body,
mind and moment.


Activera

A new name that combines top shower performance with minimal water consumption and makes comfort, joy and safety the priority. Activera maximises shower performance without increasing water consumption in a family- and budget-friendly product range.


Timeless bathroom design: the Activera S hand and overhead showers are available in a round shape. They come in many variations and combinations as well as two stylish colours: Matt Black and Chrome, each with a graphite-coloured spray disc.



With SafetyStop
for reliable protection
against heat!



The showerpipe combines a large rain shower with a comfort shower set and the Ecostat Fine thermostatic mixer – the only all-round package of its kind.



FlexPower technology

ensures consistent performance and powerful water sprays at low or fluctuating pressure. The flexible Flex nozzles in the spray disc are shaped like a clover leaf and ensure the pressure evens out through constant dynamic movements. In addition, this allows less limescale to accumulate, which can also reduce the need for cleaning.

Activera is the perfect shower for people having a stressful day. It features a universal design solution suitable for all bathrooms. With innovative functions and two spray types, it meets people's every showering need.



Top: the spray types are switched using the Select button in the spray disc - for intuitive operation at the touch of a button.

Bottom: the PushSlider on the shower bar allows the hand shower to be easily shifted with one hand - perfect for showering at a person's personal comfort height.



Harmonious design and excellent value for money: this Activera shower set consists of a Select hand shower with shower hose and a shower bar with slider. This kind of all-in-one solution can create an instant oasis of well-being - in Chrome or Matt Black.




EasySplit technology enables the Activera hand shower to be easily dismantled so that parts such as the cartridge can be replaced.




An Activera hand shower offers an extremely enjoyable shower with low water consumption. And if more water is ever needed, the model with the WaterBoost button enables the flow to be increased temporarily. Perfect for efficiently rinsing off soap suds, for example.

WaterBoost for more water capacity!



Rain. The invigorating rain spray from the hand shower and overhead shower creates an enveloping fall of rain. For everyone who needs a gentle caressing moment or a freshness boost.



ImpactRain. The powerful rain spray washes away everyday stress and is perfect for gentle massages or for rinsing out shampoo. Designed to be experienced with the 2jet hand shower.



Activera and recycling – a new concept from the ground up


The new hansgrohe shower range is made of recycled components wherever possible – for more resource conservation and eco-friendliness. For example, the Chrome hand showers are made, on average, of 59 percent bio-attributed plastic*, while this innovative material accounts for 9 percent in the overhead shower. Speaking of the overhead shower: the Chrome finish has been reduced by 68 percent compared to the previous Crometta S overhead shower.

* According to the manufacturer, this is 50% bio-attributed compared to conventional acrylonitrile butadiene styrene (ABS).

The spray disc on the Activera S overhead shower measures 240 mm in diameter. This creates an enjoyable shower with Rain, which envelops the body in a cosy cocoon, even though the water flow is heavily reduced. Its angle can also be adjusted.

Activera by hansgrohe.

Brings joy. Saves water and energy day after day.



A clever purchase for conscious consumers

The new range of hansgrohe shower heads is the first to feature exclusively eco-friendly models. Activera EcoSmart reduces the water flow to 8 l/min, while Activera EcoSmart+ cuts it down further to 6 l/min thanks to the integrated flow limiter. This means up to 40% less water consumption at 8 l and 60% at 6 l.

(These statistics are based on a comparison with a hansgrohe shower without eco-friendly technology.)



Find out more about EcoSmart.



Chrome
000



Matt Black
670



Adjustable Shower Head



PushSlider



Water Flow Control



EasySplit



SafetyStop



XXL Performance



EcoSmart+



Select



ImpactRain



EcoSmart



Thermostat



Rain



FlexPower



VarioFix



QuickClean+



WaterBoost

Check out
the range!



Only a selection of
the products is shown.
Surfaces and functions
vary based on the model.



Activera S

Overhead shower 240 1jet
28057XXX EcoSmart+
28056XXX EcoSmart



Activera S

Hand shower 95 1jet
28032XXX EcoSmart+
28031XXX EcoSmart



Activera Select S

Hand shower 95 2jet
28034XXX EcoSmart+
28033XXX EcoSmart



Activera Select S

Hand shower 95 2jet
with booster
28036XXX EcoSmart+
28035XXX EcoSmart



Activera Select S

Shower holder set 95 2jet
EcoSmart with shower hose
28052XXX 125 cm
28054XXX 160 cm



Activera S

Shower set 95 1jet EcoSmart
with shower bar
28041XXX 65 cm
28042XXX 90 cm



Activera Select S

Shower set 95 2jet EcoSmart
with shower bar
28044XXX 65 cm
28046XXX 90 cm



Activera Select S

Shower set 95 2jet EcoSmart+
with shower bar
28045XXX 65 cm



Activera Select S

Shower set 95 2jet EcoSmart
with shower bar Varia
28048XXX 72 cm
28050XXX 105 cm



Activera Select S

Shower system
for exposed installation
95 2jet EcoSmart
with Ecostat Fine
and shower bar
28876XXX 65 cm



Activera S

Showerpipe 240 1jet
with Ecostat Fine Varia
28083XXX EcoSmart+
28078XXX EcoSmart



Activera S

Showerpipe 240 1jet
with bath thermostat
Ecostat Fine
28871XXX EcoSmart



Activera S

Showerpipe 240 1jet
with single lever mixer Varia
28875000 EcoSmart



Activera S

Showerpipe 240 1jet Reno
Varia
28074XXX EcoSmart



Activera Select S

Dismantling tool
for spray disc
28899000

With their calming presence, the Zesis S mixers turn the bathroom into a place of relaxation. Our all-rounder combines charming looks, an attractive price and economical technology.

Zesis

When life is loud, we need
design that whispers.



Modern, timeless, understated: whether in Chrome or Matt Black, Zesis S enhances the bathroom. The cylindrical look blends in stylishly with the architectural surroundings. The high-quality feel-good range is available at an attractive price and with a lower flow thanks to EcoSmart+. What's more, hansgrohe has other eco-friendly technologies to make the basin mixer a worthwhile investment for the future.



EcoSmart+

EcoSmart+ means: the water flow is reduced to 4 l/min (at 3 bar) thanks to the integrated flow limiter – without any reduction in comfort.



Find out more about EcoSmart.



CoolStart

CoolStart means: hot water only flows once the handle has been actively moved to the left.



Find out more about CoolStart.

Less water, less energy, less money

Zesis S is our first basin mixer in this price segment to have CoolStart and EcoSmart+ integrated as standard. With an economical mixer like this, it's easy to make efficient use of resources. What's more, AirPower mixes air into the water to create soft droplets with lots of volume and enjoyable water experiences.



A subtle yet effective detail: the aerator is perfectly integrated into the mixer spout – a game changer that creates a minimalist aesthetic.

A calm companion

for precious moments

in the bathroom

Zesis S through- out the bathroom

With individual mixer solutions for the wash basin, bath tub, shower and bidet, Zesis S is the epitome of flexibility. We offer exposed and concealed installation models as well as various ComfortZones at the WashPlace - with spout heights of 70 to 230 mm. All mixers are high quality and intuitive to use.



Harmonious mixers in Matt Black

Top: a ShowerPlace with a subtle exposed installation shower mixer and the Activera shower set that perfectly harmonises with the WashPlace.

Left: if the Zesis mixer is also installed on the bidet, its cylindrical shape creates a balanced look, as all products throughout the bathroom match.

Right: the only one of its kind in its price category - the floor-standing bath mixer that makes a bold design statement.



Zesis

Available now



Chrome
000



Matt Black
670



AirPower



ComfortZone



CoolStart



EcoSmart+



EcoSmart

Check out
the range!



Only a selection of
the products is shown.
Surfaces and functions
vary based on the model.



Zesis S
Single lever basin mixer 70
CoolStart with pop-up waste set
74710XXX

Single lever basin mixer 70
CoolStart without waste set
74711XXX

Single lever basin mixer 70
CoolStart with metal
pop-up waste set
74714XXX

Single lever basin mixer 70
CoolStart with push-open
waste set
74715XXX



Zesis S
Single lever basin mixer 100
CoolStart with pop-up waste set
74720XXX

Single lever basin mixer 100
CoolStart without waste set
74721XXX

Single lever basin mixer 100
CoolStart with push-open
waste set
74724XXX



Zesis S
Single lever basin mixer 230
CoolStart for wash bowls
with pop-up waste set
74730XXX

Single lever basin mixer 230
CoolStart for wash bowls
without waste set
74731XXX

Single lever basin mixer 230
CoolStart for wash bowls
with push-open waste set
74732XXX



Zesis S
Single lever basin mixer 210
CoolStart with swivel spout
and pop-up waste set
74740XXX

Single lever basin mixer 210
CoolStart with swivel spout
without waste set
74741XXX

Single lever basin mixer 210
CoolStart with swivel-spout
and push-open waste set
74742XXX



Zesis S
Single lever bidet mixer
with pop-up waste set
74200XXX

Single lever bidet mixer
with metal pop-up waste set
74201XXX



Zesis S
Pillar tap 70 with lever handle
for cold water or pre-adjusted
water without waste set
74713XXX



Zesis S
3-hole basin mixer 100
with pop-up waste set
74733XXX



Zesis S
Single lever basin mixer
for concealed installation
wall-mounted with spout 19,4 cm
74750XXX



Zesis S
Single lever bath mixer
for exposed installation
74420XXX



Zesis S
Single lever bath mixer
for concealed installation
for iBox universal
74415XXX



Zesis S
Single lever bath mixer
for concealed installation
with integrated security
combination according to
EN1717 for iBox universal
74416XXX



Zesis S
Bath spout
74410XXX



Zesis S
Single lever bath mixer
floor-standing
74445XXX



Zesis S
Single lever shower mixer
for exposed installation
74621XXX



Zesis S
Single lever shower mixer
for concealed installation
for iBox universal
74616XXX



Delights us each day anew.

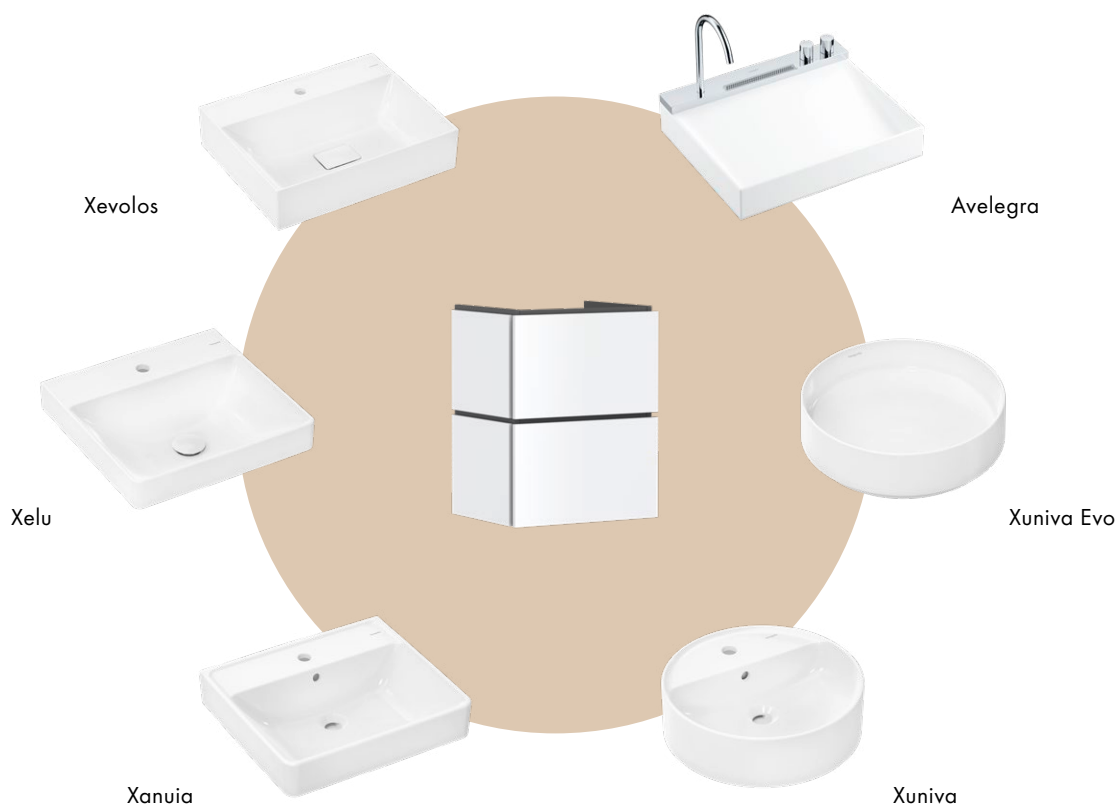
Xilesa


This hansgrohe furniture series guarantees extraordinary design highlights in the bathroom – at an attractive price. The vanity units and tall cabinets impress people with their timeless, modern and minimalist look. These pieces are available in different surfaces and sizes and blend in harmoniously in any bathroom setting.

Countless combinations for endless happy moments.

Thanks to the minimalist design and universal fit, Xilesa E can be effortlessly paired with a variety of other hansgrohe products, allowing the bathroom to be designed based on personal preferences. After all, everyone has their own individual taste.

A variety of options with individual surfaces




Matt White


Sand Matt Beige


Slate Matt Grey


Cashmere Oak

The perfect piece of furniture for every bathroom

Whether a guest or family bathroom, everyone can find their favourite furniture with Xilesa E. We offer standard vanity units, console vanity units, mid-height and tall cabinets in sizes from 340 mm to 1,375 mm.



Vanity unit with one drawer and mid-height cabinet in Matt White



Console solution in two-tone Sand Matt Beige and Slate Matt Grey design, tall cabinet in Slate Matt Grey



Solution for the guest bathroom in Slate Matt Grey



Console solution in Cashmere Oak



The handle-free cubic shapes and the two-layer principle bring modern 3D design into the bathroom, with shadow gaps and planes adding exciting elements to the concept.




Xilesa E combines design and functionality

The furniture can be opened either with integrated handles on the side shadow gap or the optional PushOpen function. The drawer closes safely and quietly thanks to SoftClose. The optional feet provide extra stability. This unit's sophisticated design offers maximum storage space – with drawers without a cut-out and optional IntraStoris modules that act as interior dividers.

Simplifies routines.

Maximises storage space.

Nobody should have to sacrifice storage space, especially not in compact bathrooms. Our matching vanity units and tall cabinets with a reduced depth offer sufficient space for the most important daily items, even if space is limited.




Long-lasting furniture, sustainable enjoyment

With PEFC-certified wood from sustainably managed forests and an optimised use of materials, Xilesa E series meets the strictest sustainability standards. The furniture range is DGM-certified and has received renowned quality and sustainability labels: "Golden M", participation in the "Climate Pact for the Furniture Industry" (CO₂ footprint) and the "Emission Label for Furniture".



Vanity unit with two drawers in Matt White, paired with the Avalegra AquaUnit in Brushed Black Chrome.

Impressively versatile.



1 + 2 Body and front in Matt White



1 + 2 Body and front in Sand Matt Beige



Natural and stylish

The monochrome lacquered surfaces in Matt White, Sand Matt Beige or Slate Matt Grey offer a nice haptic (material: MDF). The Cashmere Oak finish also feels good and wows people with its natural wood effect (material: melamine-coated chip board). Vanity units come with either one or two drawers.


1 + 2 Body and front in Slate Matt Grey




1 + 2 Body and front in Cashmere Oak



Available as an optional extra:
1 IntraStoris modules and sets



Available as an optional extra:
2 Feet in Slate Matt Grey - now also available for console vanity units





Must-have accessory:
3 Space-saving siphon for more storage space (not included in the scope of delivery)

Body/Console/Front





-  Matt White
700
-  Sand Matt Beige
780
-  Slate Matt Grey
760
-  Cashmere Oak
550

IntraStoris

-  Matt Black
670
-  Natural Oak
230

Furniture feet

-  Slate Matt Grey
760

-  MoistureProof
-  PushOpen
-  SmartStorage
-  SoftClose

Check out
the range!



Only a selection of
the products is shown.
Surfaces and functions
vary based on the model.



Xilesa E
Vanity unit 340/240
for handrinse basin,
door hinge
54243XXX left
54244XXX right



Xilesa E
Vanity unit 430/330
for handrinse basin,
door hinge
54245XXX left
54246XXX right



Xilesa E
Vanity unit 480/380
with 1 drawer
for handrinse basin
54247XXX



Xilesa E
Vanity unit 480/470
with 1 drawer
for handrinse basin
54249XXX



Xilesa E
Vanity unit 530/470
with 1 drawer for wash basin
54251XXX



Xilesa E
Vanity unit 580/470
with 1 drawer for wash basin
54253XXX



Xilesa E
Vanity unit 630/470
with 1 drawer for wash basin
54255XXX



Xilesa E
Vanity unit 680/470
with 1 drawer for wash basin
54257XXX



Xilesa E
Vanity unit 780/470
with 1 drawer for wash basin
54259XXX



Xilesa E
Vanity unit 980/470
with 1 drawer for wash basin
54261XXX



Xilesa E
Vanity unit 1180/470
with 1 drawer for wash basin
54263XXX



Xilesa E
Vanity unit 480/380
with 2 drawers
for handrinse basin
54248XXX
54290XXX PushOpen



Xilesa E
Vanity unit 480/470
with 2 drawers
for handrinse basin
54250XXX
54291XXX PushOpen



Xilesa E
Vanity unit 530/470
with 2 drawers for wash basin
54252XXX
54292XXX PushOpen



Xilesa E
Vanity unit 580/470
with 2 drawers for wash basin
54254XXX
54293XXX PushOpen



Xilesa E
Vanity unit 630/470
with 2 drawers for wash basin
54256XXX
54294XXX PushOpen



Xilesa E
Vanity unit 680/470
with 2 drawers for wash basin
54258XXX
54295XXX PushOpen



Xilesa E
Vanity unit 780/470
with 2 drawers for wash basin
54260XXX
54296XXX PushOpen



Xilesa E
Vanity unit 980/470
with 2 drawers for wash basin
54262XXX
54297XXX PushOpen



Xilesa E
Vanity unit 1180/470
with 2 drawers for wash basin
54264XXX
54298XXX PushOpen



Xilesa E
Vanity unit 780/550
with 1 drawer for consoles
for wash bowl/counterstop
basin ground
54265XXX



Xilesa E
Vanity unit 780/550
with 2 drawers for consoles
for wash bowl/counterstop
basin ground
54299XXX
54300XXX PushOpen



Xilesa E
Console 780/550
with cutout middle
for countertop basin ground
54269XXX



Xilesa E
Console 780/550
with cutout middle
for wash bowl without tap hole
54275XXX



Xilesa E
Vanity unit 980/550
with 1 drawer for consoles
for wash bowl/counterstop
basin ground
54266XXX



Xilesa E
Vanity unit 980/550
with 2 drawers for consoles
for wash bowl/counterstop
basin ground
54301XXX
54302XXX PushOpen



Xilesa E
Console 980/550
with cutout middle
for countertop basin ground
54270XXX



Xilesa E
Console 980/550
with cutout middle
for wash bowl without tap hole
54276XXX



Xilesa E
Vanity unit 1180/550
with 1 drawer for consoles
for wash bowl/counterstop
basin ground
54267XXX



Xilesa E
Vanity unit 1180/550
with 2 drawers for consoles
for wash bowl/counterstop
basin ground
54303XXX
54304XXX PushOpen



Xilesa E
Console 1180/550
with cutout middle
for countertop basin ground
54271XXX



Xilesa E
Console 1180/550
with cutout middle
for wash bowl without tap hole
54277XXX



Xilesa E
Vanity unit 1375/550
with 2 drawers for consoles
for wash bowl/counterstop
basin ground
54268XXX



Xilesa E
Vanity unit 1375/550
with 4 drawers for consoles
for wash bowl/counterstop
basin ground
54305XXX
54306XXX PushOpen



Xilesa E
Console 1375/550
with 2 cutouts
for countertop basin ground
54274XXX



Xilesa E
Console 1375/550
with cutout for countertop
basin ground
54272XXX left
54273XXX right



Xilesa E
Console 1375/550
with 2 cutouts for wash
bowl without tap hole
54280XXX



Xilesa E
Console 1375/550
with cutout for wash bowl
without tap hole
54278XXX left
54279XXX right



Xilesa E
Mid-height cabinet 400/200,
door hinge
54281XXX left
54282XXX right



Xilesa E
Mid-height cabinet 400/350,
door hinge
54283XXX left
54284XXX right



Xilesa E
Tall cabinet 400/200,
door hinge
54285XXX left
54286XXX right



Xilesa E
Tall cabinet 400/350,
door hinge
54287XXX left
54288XXX right



Space saving siphon
for wash basins 50 mm
54235000



Xilesa E
Furniture feet 145/20, 2 pieces
54289760



IntraStoris
Basis box set 100/345
54224670



IntraStoris
Drawer interior set 340
vanity unit 780/470-550,
1560/550
54151230



Welcome to a new kind of kitchen routine

From breakfast in the morning to cooking together in the evening, the kitchen is the hub of family life. The kitchen mixer plays a key role here and is used more often than we may realise – possibly even more than any other kitchen fixture. Talis Select M54 PowderSpray sets new standards in the modern kitchen and is the latest in a long line of successful and innovative solutions, such as the Aqittura M91 drinking water system and the wide SatinFlow spray in the Aquino Select M81.



The gentle magic of water.

Talis Select M54 PowderSpray

Feeling relaxed in the kitchen with the Talis Select M54 PowderSpray: the innovative spray type turns daily routines into pleasant experiences. The gentle water spray with microfine droplets reduces splashing and makes cleaning effortless – and keeps water consumption low.



PowderSpray. Gentle cleaning without splashing.



ShowerSpray. Hand washing with minimal consumption.



LaminarSpray. Powerful spray for water-intensive tasks.

Gentle and yet so impressive

The highly modern hansgrohe mixer thoroughly cleans fruit, vegetables and dishes and offers a convenient way to wash hands – all without annoying splashing. With the precision spray from fine micro-nozzles, everyday kitchen routines are transformed into a special experience. A difference felt from day one.

Making routines more sustainable

Thanks to its integrated flow limiter, PowderSpray consumes just 5 litres and the shower spray as little as 4 litres of water per minute*. By contrast, the laminar spray provides more volume at 5.6 l/min* for water-intensive tasks like filling a pan. The practical switch between the spray types saves time and water. So there's a perfect type for every task.




EcoSmart

Save water and money: the mixer with its integrated flow limiter consumes a maximum of 6 l/min* thanks to EcoSmart.

* at 3 bar



Find out more about EcoSmart.



A hint of cosiness

Another one of Talis Select M54 PowderSpray's special features is the MovaFlex hose. It's easy to use and can be flexibly moved in all directions. The textile finish is a good fit for any room, as it creates a cosy vibe. As the hose yarns are made of recycled PET plastic, the Talis Select M54 PowderSpray is also environmentally friendly.



Magnetic shower support

With the MagFit magnetic holder, the shower hose is held front and centre on the mixer, ensuring it gently glides back into place after use.





Switching spray types made easy

Pressing the Select push button on the left side of the mixer makes the simple switch to the front shower – and then back to PowderSpray. The laminar spray quickly fills pans, while the flip switch activates the shower spray for high-precision cleaning. The mixer therefore has the perfect type for every single everyday situation.



Talis Select M54 PowderSpray

Available now



Chrome
000



Brushed Black Chrome
340



Matt Black
670



Stainless Steel Finish
800



ComfortZone



EcoSmart



MagFit



Movaflex



QuickClean



Select



LaminarSpray



PowderSpray



ShowerSpray

Check out the range!



Only a selection of the products is shown.


























Surfaces and functions vary based on the model.








Talis Select M54 PowderSpray

Single lever kitchen mixer
Semi-Pro, 3jet
#72861XXX








Showers, thermostatic mixers

 <p>Adjustable Shower Head</p> <p>The angle of the overhead shower can be adjusted and the water spray can be individually adapted.</p>	 <p>AirPower</p> <p>Mixes water with air. For a smooth, lower-splash water spray and light yet full shower droplets.</p>	 <p>DropGuard</p> <p>This innovative function reduces the dripping after stopping the shower to just a few seconds.</p>	 <p>Easy Installation</p> <p>Quick and safe installation – several features ensure easy installation.</p>	 <p>EasySplit</p> <p>This shower head can be easily disassembled to replace parts or separate into individual components.</p>
 <p>EcoSmart</p> <p>Shower that only uses up to 8 l/min and thus reduces water thanks to a flow limiter.</p>	 <p>EcoSmart+</p> <p>Shower that only uses up to 6 l/min and thus reduces water thanks to a flow limiter.</p>	 <p>EcoStop+</p> <p>Simple and precise control for saving water. The EcoStop+ function regulates the water flow to max. 6 l/min.</p>	 <p>Easy to clean surface</p> <p>Due to its surface texture, this product is easy to clean with a damp cloth.</p>	 <p>FlexPower</p> <p>Flexible, elastic nozzles in the shower head ensure greater comfort and efficiency when showering.</p>
 <p>PushSlider</p> <p>The height of the hand shower can be single-handedly and smoothly shifted at the touch of a button.</p>	 <p>QuickClean</p> <p>Limescale deposits and dirt can be simply rubbed off using a finger, creating less of a need to clean.</p>	 <p>QuickClean+</p> <p>Elastic spray nozzles open and close themselves and prevent limescale deposits.</p>	 <p>SafetyStop</p> <p>Safety lock at over 40 °C – temperature limitation, which prevents excessively hot water from flowing.</p>	 <p>Select</p> <p>A playful way to control the water flow, shower or spray type at the simple touch of a button.</p>
 <p>Thermostat</p> <p>Thermostatic mixer with integrated temperature control for constant water temperature.</p>	 <p>VarioFix</p> <p>Full installation flexibility by using existing holes for easy renovation.</p>	 <p>WaterBoost</p> <p>Press and hold the Boost button on the side to temporarily increase the hand shower's flow.</p>	 <p>Water Flow Control</p> <p>Actively regulates water consumption – the amount of water can be adjusted via the control dial.</p>	 <p>XXL Performance</p> <p>Large-scale distribution of the water in the shower so that the whole body is cocooned in feel-good droplets.</p>
 <p>ImpactRain</p> <p>Massaging spray with an innovative design creates an intense showering feeling with just a little water.</p>	 <p>Massage</p> <p>Invigorating, focused and powerful spray for the home spa that allows the day's stresses to simply drain off.</p>	 <p>PowderRain</p> <p>Relaxing, micro-fine droplets that softly and silently cocoon the body. For sensual showering.</p>	 <p>Rain</p> <p>Invigorating and energy-saving showering indulgence with full shower rain designed to thoroughly rinse out shampoo.</p>	 <p>RainAir</p> <p>Full shower rain with droplets enriched with air for soft yet efficient and indulgent showering.</p>

Mixers

 <p>AirPower</p> <p>Mixes water with air. For a smooth, lower-splash water spray and light yet full shower droplets.</p>	 <p>ComfortZone</p> <p>Comfort at all levels – the mixer fits in perfectly with the chosen wash basin settings.</p>	 <p>CoolStart</p> <p>Mixer that helps save energy by only allowing hot water to flow when the lever is actively moved.</p>	 <p>EcoSmart</p> <p>Mixer that only uses 5 l/min and thus reduces water thanks to a flow limiter. Eco-friendly and wallet-friendly.</p>	 <p>EcoSmart+</p> <p>Mixer that saves up to 20% more water compared to our conventional models thanks to a flow limiter.</p>
--	---	--	---	--

AquaUnit

 <p>ComfortZone</p> <p>Comfort at all levels – the mixer fits in perfectly with the chosen wash basin settings.</p>	 <p>Easy Installation</p> <p>Quick and safe installation – several features ensure easy installation.</p>	 <p>Made to fit NoiseReduction</p> <p>For an easy installation, this product comes with a soundproofing mat matched to its shape.</p>	 <p>QuickClean+</p> <p>Elastic spray nozzles open and close themselves and prevent limescale deposits.</p>	 <p>Thermostat</p> <p>Thermostatic mixer with integrated temperature control for constant water temperature.</p>
 <p>LaminarSpray</p> <p>Crystal-clear spray for the washbasin with no air mixed in, perfect for quickly filling vessels.</p>	 <p>Rain</p> <p>Inviting, full spray from below – efficient, invigorating and relaxing at the same time.</p>			

Wash bowls



HygieneEffect

High-quality glaze that reduces bacteria on the product (exclusively refers to the following bacteria: Escherichia coli CECT 434 and Staphylococcus aureus CECT 239 (test conducted according to JIS Z 2801:2010)).



SmartClean

High-quality glaze that prevents dirt particles from adhering to the product. For more hygiene and less cleaning effort.

Furniture



AntiFingerprint

High-quality technology against fingerprints. For carefree morning and evening routines in the bathroom.



MoistureProof

This high-quality product is made of durable material that is suitable for bathrooms.



PushOpen

These drawers and doors are extremely easy to grasp and open. Just give them a short tap.



SmartStorage

The clever interior divider system for drawers provides individual and flexible storage space.



SmoothSurface

The surface of this furniture has a great, uniform haptic. For pleasant touches and a beautiful look.



SoftClose

Drawers and doors close gently and quietly. This is possible by integrated dampers.

Shower toilet



AquaHelix Flush

Water vortex technology that cleans the inner bowl of the toilet powerfully yet quietly.



Auto Open

For increased comfort and hygiene, the toilet lid opens and closes automatically via a sensor.



HygieneEffect

High-quality glaze that reduces bacteria on the product (exclusively refers to the following bacteria: Escherichia coli CECT 434 and Staphylococcus aureus CECT 239 (test conducted according to JIS Z 2801:2010)).



Odor Extraction

Thanks to the odour extraction system under the seat, unpleasant odours in the bathroom are a thing of the past.



Seat Heating

Integrated seat heating for a cosy warm feeling and more relaxation in the bathroom.



SmartClean

High-quality glaze that prevents dirt particles from adhering to the product. For more hygiene and less cleaning effort.



SoftClose

Toilet cover and seat close softly and silently thanks to the dampers in the hinges.



UV Disinfection

The shower wand is disinfected by UV light automatically after every use (exclusively Staphylococcus aureus (AS 1.89) and Escherichia coli (AS 1.90), Test GB/T 23131-2019).



User Profiles

For more convenient use, personal settings can be saved under two user profiles.



LadyWash

Extra gentle rinsing experience with a very soft spray, perfectly tailored to feminine needs.



Oscillation

Moves the spray wand back and forth, providing a comfortable and extra thorough rinsing.



Pulsation

Switches the selected spray type to massage. For an exceptionally pleasant rinsing experience.



RearWash

Gentle and thorough rinsing with large, air-enriched droplets for maximum comfort, every day.

Kitchen mixers



ComfortZone

Ensures maximum room to move at the sink, both in terms of height and the ability to swivel from side to side.



EcoSmart

Mixer that uses max. 6 l/min and thus reduces water thanks to a flow limiter. Eco-friendly and wallet-friendly.



MagFit

The shower hose gently swivels back after use and is held in place by magnets at the front of the mixer.



MovaFlex

A helper that simplifies workflows at the sink, offers flexibility, and makes cleaning the sink so easy.



QuickClean

Limescale deposits and dirt can be simply rubbed off using a finger, creating less of a need to clean.



Select

Start the water, stop the water: One push of a button is all it takes to control the water flow at the sink.



LaminarSpray

Crystal-clear spray for the sink with no air mixed in, perfect for quickly filling vessels.



PowderSpray

Wide, microfine, low-splash spray type that gently cleans and helps people to use water efficiently.



ShowerSpray

Efficient kitchen spray that can also be used to quickly rinse food.

hansgrohe

Life is waterful.



Simply scan the code to check out the entire hansgrohe range.

en-EX-News 2025 · Subject to technical alterations and colour differences due to the printing process.
Form-Nr. 84121121 · 02/25/177 · Printed in Germany · Printed on 100% chlorine free bleached paper.



Headquarters

Hansgrohe SE
P.O. Box 1145
D-77757 Schiltach
Tel. +49 7836 51-0
Fax +49 7836 51-1300
info@hansgrohe.com
www.hansgrohe.com



Find hansgrohe online and on social media.

All products are subject to availability. The availability may be temporarily impacted by material shortages, interruptions in the supply chain or other force majeure events. Please contact us for further details.