

# PIONEERING IN FORM AND FUNCTION.

The new Talis® basin mixers - now also with Select™ technology.



# SUPERB INNOVATION. EXCLUSIVE DESIGN.

How Hansgrohe and Phoenix Design continue to reinvent a classic.

The history of Hansgrohe mixers starts with a single word: perfection. From the beginning, it was our aim to use intelligent solutions to create an aesthetic experience in the bathroom. Which is why we have been collaborating with renowned designers since 1970. The result: innovative form and function for mixers, more than 100 international design

awards, and a regular top position in the iF Design ranking. 2002 saw a very special collaboration. An extremely appealing mixer with artistic influences was created in a joint venture with Phoenix Design: Talis S. Its dynamic angles and the horizontal pin handle instantly made it a genuine classic for modern washstands, that have been sold millions of times

since then. The shape was further perfected over the years, and various heights added. However, that is by no means the end of it. We're now embarking on a new chapter in the history of Talis's success: with new lines and revolutionary control technology. Hansgrohe Select – Pleasure at the touch of a button.



**Talis® S**



**Talis® S² and Talis® E**



**Talis® 80 and 150**



**Talis® S, Talis® Select S, Talis® E and Talis® Select E**

2002

The birth of Talis S. Hansgrohe and Phoenix Design introduced a new simplicity into the bathroom – an absolute success from the very beginning.

2007

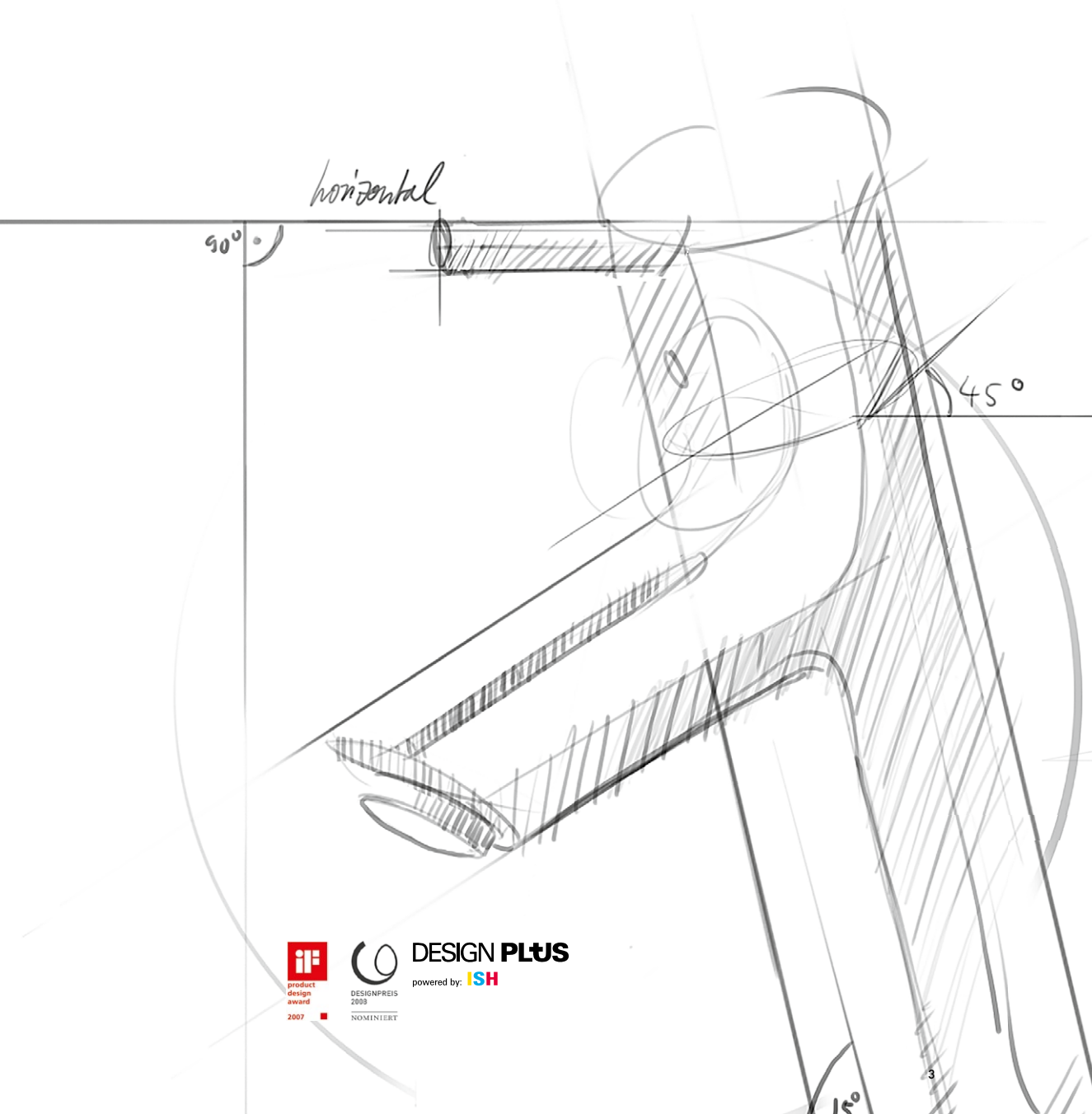
The classic continues to develop. Even higher, slimmer, and more precise. Talis E has been launched, a design alternative for the modern bathroom.

2012

Introduction of the ComfortZone. Different mixer heights offer the user as much freedom as he could possibly need at the basin. Plus a swivel spout that gently guides the water jet upwards – a great help when washing your hair or rinsing out your mouth.

2015

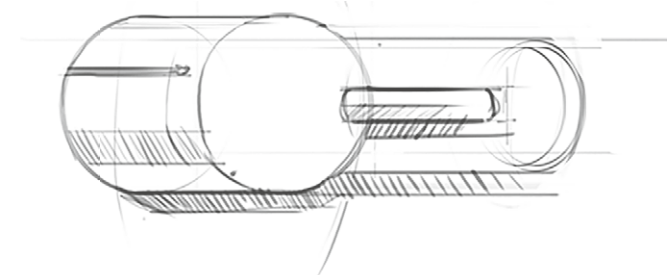
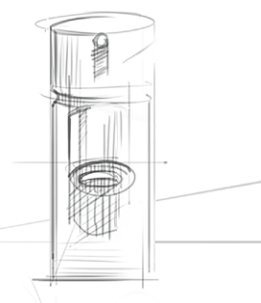
Presentation of the entirely re-designed Talis S and Talis E lines – with pin handles or innovative Select technology – available in three different mixer heights.



**Burning for good design: managing partner Tom Schönherr founded Phoenix Design together with Andreas Haug in 1987.**

## What drives us.

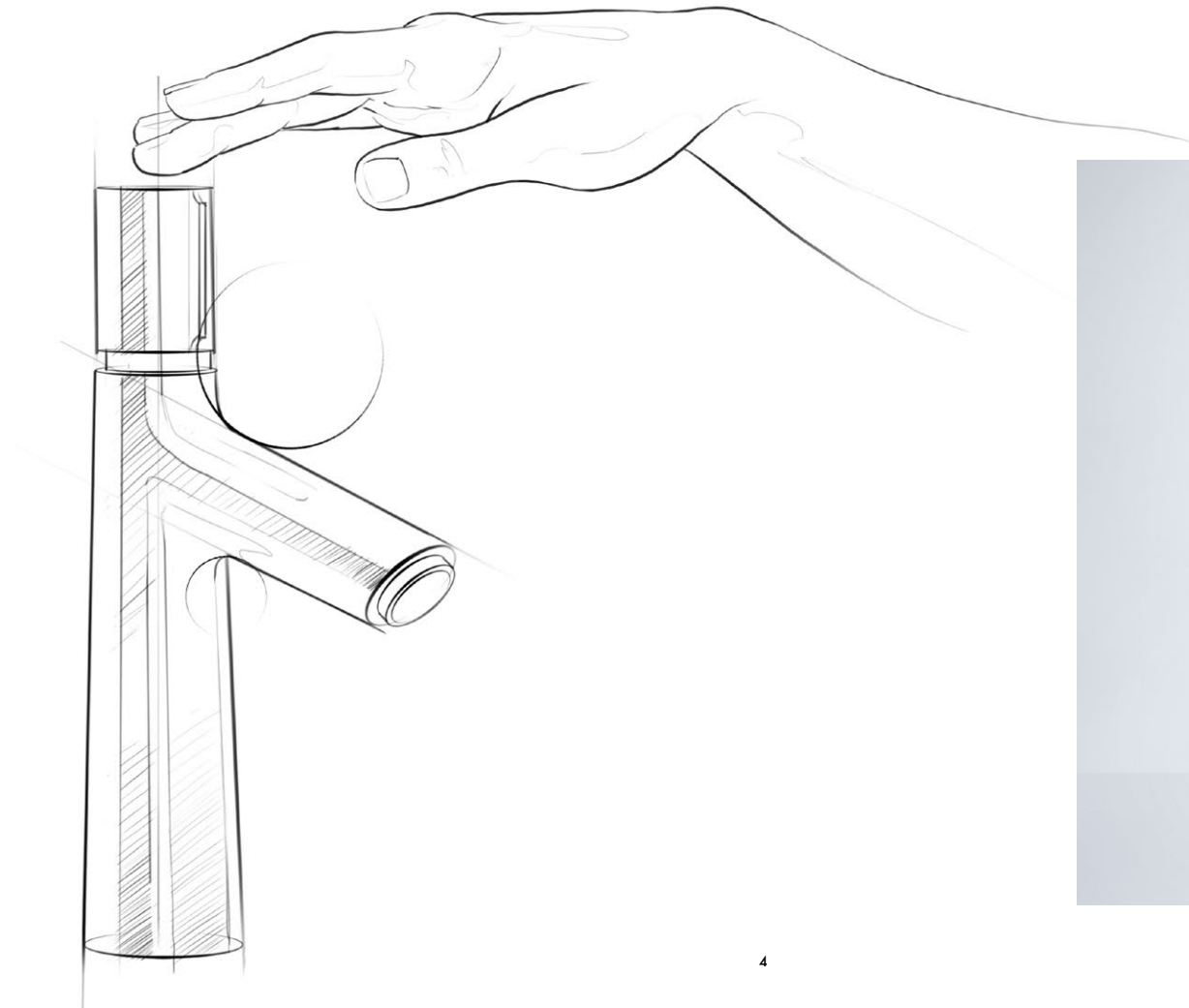
Outstanding design and perfect function is our aim, our claim – yes, even our passion, for every single one of our products.



**DESIGN PLUS**  
powered by: **ISH**

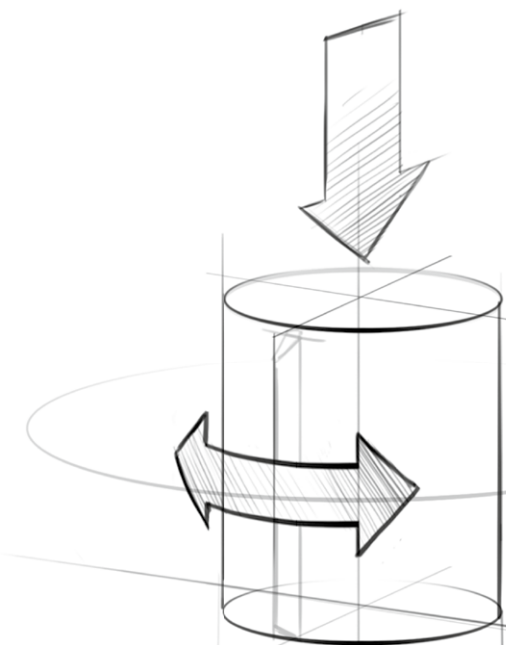

# PLEASURE AT THE TOUCH OF A BUTTON.

Select™ technology - invented by Hansgrohe.



In a world where everything seems to be getting more and more complicated, it is often the simplest things that make life more pleasant. Which is why we ask ourselves – what changes can we make to make your daily life even easier? For the answer, we sought inspiration from buttons that make things easier by touching them – such as the On/Off button

on a coffee machine or the starter button in a car. So together with Phoenix Design, we developed a product innovation that is as brilliant as it is simple. A little extra something that would have a big effect – the Select button. Since then, it has revolutionised the way we use water, and also sets new standards in comfort and handling.



**You turn the water flow on and off at the touch of a button and turn to set your chosen temperature.**

# PERFECTION IN AESTHETIC CLARITY.

## Talis® S.

The conically upright body and slender pin handle form a classic style icon.

The slender pin handle underscores the uncompromisingly clear design of the Talis S and ensures it is easy to handle.



Simply scan the code to watch this product brought to life.

## Talis® Select S.

Nothing disturbs the harmoniously reduced shapes of the Talis Select S. Its Select button blends seamlessly with the overall aesthetic appearance.



Select button to switch the water flow of the Talis Select S on and off. The temperature is controlled by turning it to the right or left.



# ELEGANCE IN PURE CULTURE.

## Talis® E.

Talis E with a lever handle obtains its unmistakable character from the combination of organic shapes, precise edges and shiny surfaces.

Talis E is a timeless, elegant item due to the lever being perfectly aligned with the spout.



## Talis® Select E.

Clear contours and a slender, tapered body lend the Talis Select E with the aesthetically shaped Select button establishing its elegance.



Select button to switch the water flow of the Talis Select E on and off. The temperature is controlled by turning it to the right or left.





# TALIS® SELECT™ S – MIXER OR SCULPTURE?

The ultra clear, minimalistic design of the Talis Select S mixer adds a stylish accent to the modern bathroom ambience. With its precise lines, it supports the harmonious overall effect, and appeals not least for its innovative functionality.

**Talis® Select S 190**

# TALIS® SELECT™ E – E FOR ELEGANCE.

The organic design language of the Talis Select E mixer is something to be proud of. With its clever combination of flowing lines, gently sweeping curves and the tapered body, it lends the bathroom a particularly elegant character.

Talis® Select E 240

# COMFORT AT ALL LEVELS – TALIS® S.

It is the optimum combination of mixer and basin that creates made-to-measure comfort. That is why the Talis S is available in three different heights, known as the ComfortZones. To your individual wishes. When choosing the

right Talis S mixer, we will help you with the ComfortZone test. So you can find the right Talis S mixer quickly and easily for the basin of your choice.



Which mixer goes with which basin? How high or low does a mixer have to be to avoid irritating splashes? How much freedom do you need between the mixer and basin for the optimal comfort? With its ComfortZone test, a specially developed test procedure simulating real conditions, Hansgrohe analysed the properties of over 12000 combinations of its mixers and the most frequently used basins from leading manufacturers. The tests investigated the free space between the mixer and the basin, the splashing behaviour at different water pressures, and the spray from the washing of hands. You will find the results and recommendations at:

[www.hansgrohe-int.com/comfortzone-test](http://www.hansgrohe-int.com/comfortzone-test)



ComfortZone – defines the distance between the water as it comes out of the mixer spout and the bottom edge of the mixer. The taller the mixer, the bigger the ComfortZone.



# MADE-TO-MEASURE COMFORT – TALIS® E.

A mixer has to fulfil a wide range of requirements. With the Talis E, there is no need to compromise in function or comfort. You decide what your requirements are with regard to freedom of movement between the water as it comes out of

the mixer spout and the bottom edge of the mixer, and choose the optimum Talis E mixer for your bathroom requirements from the three different ComfortZones.

Three different ComfortZones offer you the maximum possible combinations for the basin and the mixer.



Talis® S.

Basin



**Talis® S 80**  
Single lever basin mixer  
# 72012, -003 without waste set



**Talis® S 100**  
Single lever basin mixer  
# 72021, -003 without waste set



**Talis® S 190**  
Single lever basin mixer  
# 72032, -003 without waste set



**Talis® S 140**  
Single lever basin mixer  
# 72114, -003 without waste set



**Talis® S 250**  
Single lever basin mixer  
# 72116, -003 without waste set



**Talis® S**  
3-hole basin mixer  
# 72130, -000



**Talis® S**  
Single lever basin mixer  
for wall installation  
# 72110, -003 165mm  
# 72111, -003 225mm (not shown)  
# 13622180 basic set



Bath



**Talis® S**  
Single lever bath mixer,  
floor standing, with Axor  
Starck baton hand shower  
# 72412, -000  
# 10452180 basic set



Bath



**Talis® S**  
Single lever bath mixer  
concealed  
# 72405, -003



**Talis® S**  
Bath filler  
exposed  
# 72410, -000



Shower



**Talis® S**  
Single lever shower mixer  
concealed  
# 72605, -003  
Basic set iBox Universal  
#01800180



**Talis® S**  
Single lever shower mixer  
concealed  
#72606, -000  
Basic set for shower mixer  
#13620180

Talis® Select S.

Basin



**Talis® Select S 80**  
Basin mixer  
# 72041, -003 without waste set



**Talis® Select S 100**  
Basin mixer  
# 72043, -003 without waste set



**Talis® Select S 190**  
Basin mixer  
# 72045, -003 without waste set



Talis® E.

Basin



**Talis® E 80**  
Single lever basin mixer  
# 71702, -003 without waste set



**Talis® E 110**  
Single lever basin mixer  
# 71712, -0003 without waste set



**Talis® E 240**  
Single lever basin mixer  
# 71717, -003 without waste set



**Talis® E 150**  
Single lever basin mixer  
# 71755, -0003without waste set



**Talis® E**  
3-hole basin mixer  
# 71733, -000



**Talis® E**  
Single lever basin mixer  
for wall installation  
# 71732, -003 165 mm  
# 71734, -0003 225 mm (not shown) # 13622180 basic set



## Bath



**Talis® E**  
Single lever bath mixer  
concealed  
#71745, -003

Basic set iBox Universal  
#01800180



**Talis® E**  
Bath spout  
exposed  
#71410, -000



## Shower



**Talis® E**  
Single lever shower mixer  
concealed  
#71765, -003

Basic set iBox Universal  
#01800180



**Talis® E**  
Single lever shower mixer  
concealed  
#71766, -000

Basic set for shower mixer  
#13620180



**Talis® E**  
Single lever shower mixer  
concealed 110 mm back  
plate  
#71764, -000

Basic set for shower mixer  
#13620180

## Talis® Select E.

### Basin



**Talis® Select E 110**  
Single lever basin mixer  
#71751, -003 without waste set



**Talis® Select E 240**  
Single lever basin mixer  
#71753, -003 without waste set



# ECOSMART TECHNOLOGY.

Lots of fun with low water consumption.



The invisibly integrated EcoSmart technology in the product saves energy and reduces the water flow to five litres per minute. For sustainable use of water.

When used on Hansgrohe mixers, EcoSmart can save large amounts of water in your daily bathroom routine. Thanks to this technology, we have been able to lower the consumption of our basin mixers to just five litres per minute – as standard.




# AIRPOWER TECHNOLOGY.

More enjoyment and more efficiency with AirPower.



AirPower technology adds generous amounts of air to the water. For a soft, splash-free water spray.

Your AirPower mixer combines the flowing water with air. This provides a fuller water spray and prevents splashing when in use.



# QUICKCLEAN TECHNOLOGY.

The fast solution for improved cleanliness.



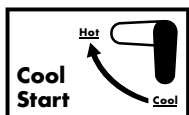
The practical QuickClean technology lets you quite simply rub away limescale effortlessly with your finger.

In order to make cleaning the basin mixers easier for you, the aerators in our mixers are fitted with flexible silicone slats. Simply rub over them with a finger to loosen any limescale deposits. So your mixers not only look lovely for longer, but they also work for longer.



# COOLSTART TECHNOLOGY.

Save energy automatically with CoolStart.



Cold water starts to flow when the mixer is opened in the basic setting. You only consume hot water when you need it.

Maximum sustainability with CoolStart. Cold water flows in the basic position. You won't consume hot water or the energy until you actively start it. You will find this function as a product variant on our basin mixers.



## Technologies.



Regulates the water flow at a simple push: a touch of playfulness as you start and stop the mixer.



Defines the individually useable area between the basin and mixer, to suit any requirement.



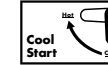
Reduces the flow rate to save water and energy. For long-lasting pleasure.



Combines water with a generous amount of air. For a soft, splash-free water spray.



Limescale deposits are simply wiped away by rubbing a finger over the flexible silicone jets.



Cold water starts to flow when it is opened in the basic setting. You consume hot water only when you need it.



**Headquarters** – Hansgrohe SE · P.O. Box 1145 · D-77757 Schiltach · Tel. +49 7836 51-0  
Fax +49 7836 51-1300 · [info@hansgrohe.com](mailto:info@hansgrohe.com) · [www.hansgrohe-int.com](http://www.hansgrohe-int.com)  
**Australia** – Hansgrohe Pty Ltd · Level 1 · 123 Camberwell Rd · East Hawthorn · Victoria 3123  
Tel. +61 3 9811 9971 · [info@hansgrohe.com.au](mailto:info@hansgrohe.com.au) · [www.hansgrohe.com.au](http://www.hansgrohe.com.au)

