

Stylish planning with confidence: use the AXOR ComfortZone test to find the right wash basin for your AXOR One mixer.



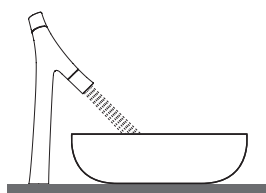
The ideal mixer/wash basin combination: perfectly matched aesthetically, and technologically tested. This prevents any annoying splashing and staining around the wash basin area.



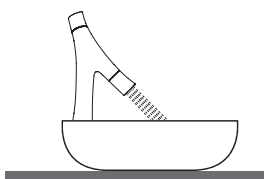
AXOR tested all the AXOR One basin mixers with the leading manufacturers' most popular washbasins in the ComfortZone test, its specially developed realistic test procedure. The space under the mixer and the splash behaviour are tested in this performance test of mixer and basin. Detailed information on the ComfortZone test can be found at:  
[pro.hansgrohe.com/consultation/comfortzone](https://pro.hansgrohe.com/consultation/comfortzone)

### Ceramic types

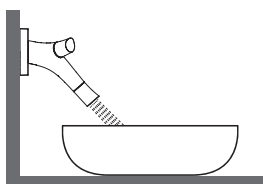
Always find the matching AXOR One mixer to go with the familiar basin types. The AXOR ComfortZone test is a comprehensive guidance document for the perfect installation of the mixer and washbasin for pleasant, splash-free washing. Five different ceramic types were tested in the AXOR ComfortZone test:



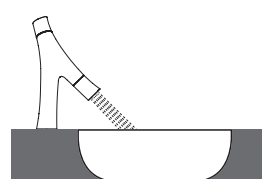
Washbasin with the mixer behind it



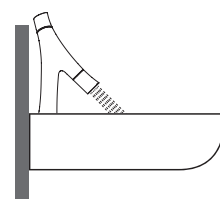
Washbasin with the mixer on top of it



Washbasin with the mixer on the wall



Undermount or top-mounted basin with free standing mixer











Wall-mounted washbasin with the mixer on it

You can use the results of the ComfortZone test free now at:  
[pro.hansgrohe.com/consultation/comfortzone](https://pro.hansgrohe.com/consultation/comfortzone)





Which AXOR One mixer suits which basin ?





AXOR One								
	Basin mixer 140	Basin mixer select 170	Basin mixer select 260, 2-hole basin mixer	3-hole basin mixer 170 3-hole basin mixer select	Basin mixer select, wall mounted	Basin mixer 90	Basin mixer 260	2-hole basin mixer, wall mounted
	#48010000	#48020000	#48030000 #48060000	#48050000 #48070000	#48112000	#48000000 #48001000	#48002000	#48120000

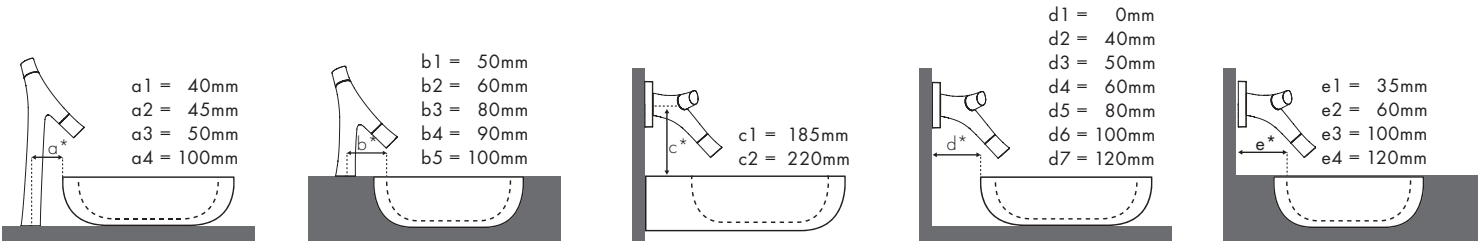
Hansgrohe

MoonWake

		1 h 3 h w/o	#22421007	✓	✓		✓ d4, c2	✓ b2		
		1 h 3 h w/o	# 22417007	✓				✓		

Cube Stack

		1 h 3 h w/o	#22414007			✓ a1	✓ d4, c2		✓ a1	
		1 h 3 h w/o	#22410007	✓	✓			✓		



✓ = Recommended combination / ● = Taphole pushed through / ○ = Prepared taphole / ⊗ = Without taphole

1 h = 1 tap hole  
2 h = 2 tap hole  
w/o = without tap hole

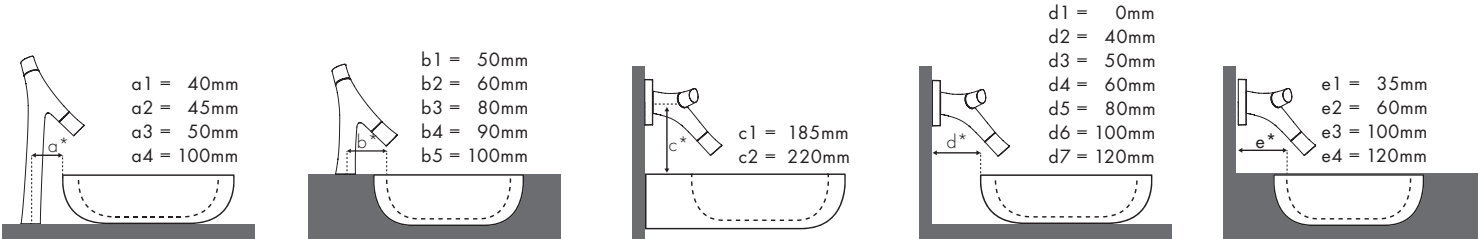
ALL measurements in mm.



Which AXOR One mixer suits which basin ?



AXOR One											
				Basin mixer 140	Basin mixer select 170	Basin mixer select 260, 2-hole basin mixer	3-hole basin mixer 170 3-hole basin mixer select	Basin mixer select, wall mounted	Basin mixer 90	Basin mixer 260	2-hole basin mixer, wall mounted
				#48010000	#48020000	#48030000 #48060000	#48050000 #48070000	#48112000	#48000000 #48001000	#48002000	#48120000
Duravit											
Architec											
	160 x 450	1 h 3 h w/o	# 0318450000		✓ a1			✓ d2, c2			
	145 x 445	1 h 3 h w/o	# 0318450000	✓ b1	✓ b1			✓ e1, c2	✓ b1		
ME by Starck											
	130 x 600 x 310	1 h 3 h w/o	# 2335600000 # 2335600030	✓	✓				✓		
Cape Cod											
	100 x 400/360	1 h 3 h w/o	# 232840000			✓ a1		✓ d4, c2		✓ a3	
Vero Air											
	115 x 400/205	1 h 3 h w/o	# 0724450000 # 0724450060	✓					✓		
	120 x 445/325	1 h 3 h w/o	# 2351500000			✓ a3		✓ d6, c2		✓ a3	



✓ = Recommended combination / ● = Tapphole pushed through / ○ = Prepared tapphole / ⊗ = Without tapphole











1 h = 1 tap hole  
2 h = 2 tap hole  
w/o = without tap hole

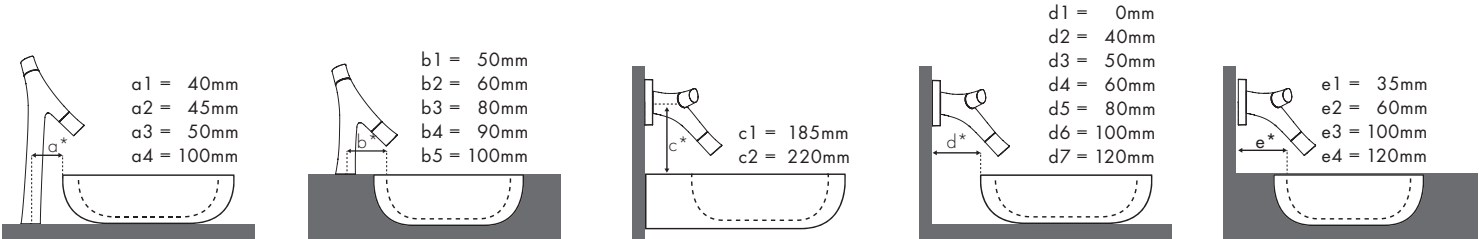
ALL measurements in mm.



Which AXOR One mixer suits which basin ?



AXOR One											
				Basin mixer 140	Basin mixer select 170	Basin mixer select 260, 2-hole basin mixer	3-hole basin mixer 170 3-hole basin mixer select	Basin mixer select, wall mounted	Basin mixer 90	Basin mixer 260	2-hole basin mixer, wall mounted
				#48010000	#48020000	#48030000 #48060000	#48050000 #48070000	#48112000	#48000000 #48001000	#48002000	#48120000
Duravit											
Luv											
	100 x 490 / 340	1 h 3 h w/o	# 0379500000					✓ d3, c2		✓ a3	
Viu											
	100	1 h 3 h w/o	# 2358600000					✓ d3, c2		✓ a3	



✓ = Recommended combination / ● = Taphole pushed through / ○ = Prepared taphole / ⊗ = Without taphole









1 h = 1 tap hole  
2 h = 2 tap hole  
w/o = without tap hole







ALL measurements in mm.

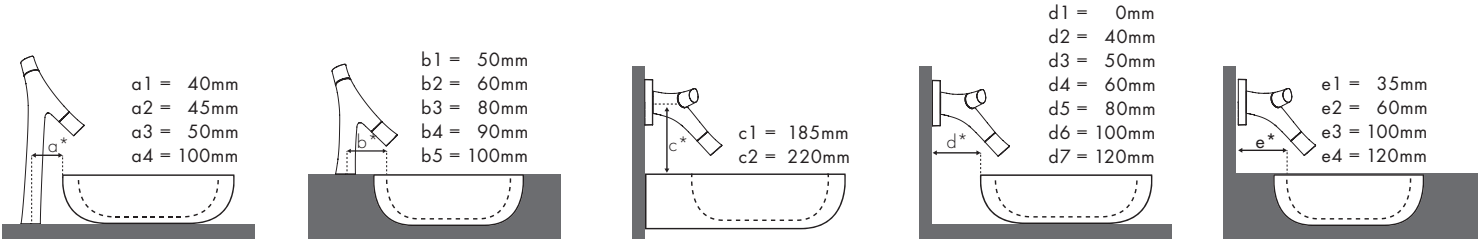


Which AXOR One mixer suits which basin ?



AXOR One											
				Basin mixer 140	Basin mixer select 170	Basin mixer select 260, 2-hole basin mixer	3-hole basin mixer 170 3-hole basin mixer select	Basin mixer select, wall monted	Basin mixer 90	Basin mixer 260	2-hole basin mixer, wall mounted
				#48010000	#48020000	#48030000 #48060000	#48050000 #48070000	#48112000	#48000000 #48001000	#48002000	#48120000

Laufen												
Ino												
	100 x 350/350	1 h 3 h w/o	#812300			✓ a1		✓ d5, c2		✓ a3		
Val												
	110 x 450/300	1 h 3 h w/o	#315281 #315281 #315281	✓				✓ d5, c2				
	100 x 305/305	1 h 3 h w/o	#817281 .106 #817281 .109	✓				✓ d5, c2				
Sonar												
	100 x 600/310	1 h 3 h w/o	#810342 .104 #810342 .108 #810342 .109	✓	✓			✓ d1, c2	✓			
The New Classic												
	120 x 495/380	1 h 3 h w/o	#812853			✓ a3		✓ d3, c2		✓ a3		
Living												
	130 x 370	1 h 3 h w/o	#811435			✓ a3						



✓ = Recommended combination / ● = Taphole pushed through / ○ = Prepared taphole / ⊗ = Without taphole










1 h = 1 tap hole  
2 h = 2 tap hole  
w/o = without tap hole

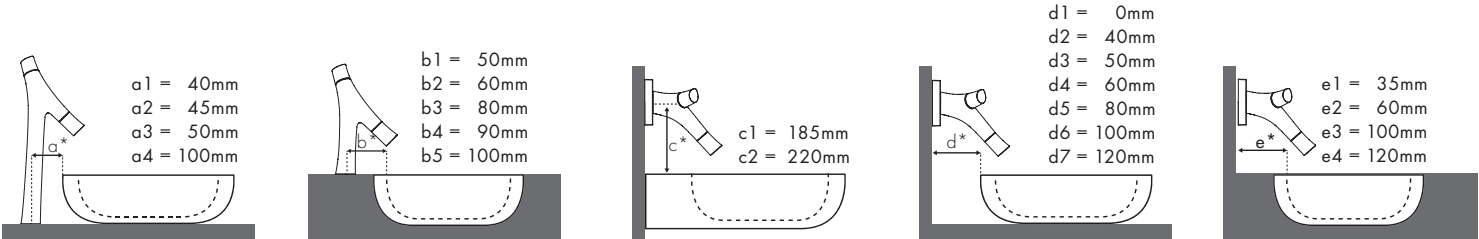
ALL measurements in mm.



Which AXOR One mixer suits which basin ?



AXOR One											
				Basin mixer 140	Basin mixer select 170	Basin mixer select 260, 2-hole basin mixer	3-hole basin mixer 170 3-hole basin mixer select	Basin mixer select, wall mounted	Basin mixer 90	Basin mixer 260	2-hole basin mixer, wall mounted
				#48010000	#48020000	#48030000 #48060000	#48050000 #48070000	#48112000	#48000000 #48001000	#48002000	#48120000
Geberit											
Smyle/Smyle Square											
	120 x 568/334	1 h 3 h w/o	# 500.229.01.1	✓	✓				✓		



✓ = Recommended combination / ● = Taphole pushed through / ○ = Prepared taphole / ⊗ = Without taphole
















1 h = 1 tap hole  
2 h = 2 tap hole  
w/o = without tap hole

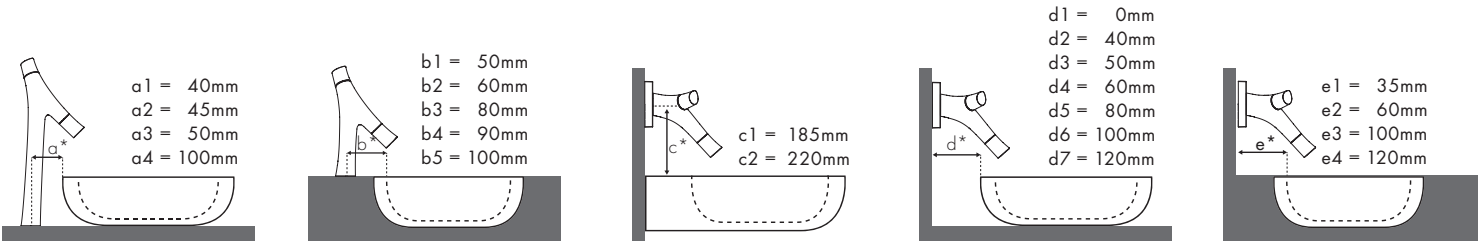
ALL measurements in mm.



Which AXOR One mixer suits which basin ?

AXOR

AXOR One											
											
				Basin mixer 140	Basin mixer select 170	Basin mixer select 260, 2-hole basin mixer	3-hole basin mixer 170 3-hole basin mixer select	Basin mixer select, wall mounted	Basin mixer 90	Basin mixer 260	2-hole basin mixer, wall mounted
				#48010000	#48020000	#48030000 #48060000	#48050000 #48070000	#48112000	#48000000 #48001000	#48002000	#48120000
Bette											
Bette Craft											
	120 x 350	1 h 3 h w/o	# A240			✓ a3		✓ d7, c2		✓ a4	
	120 x 450	1 h 3 h w/o	# A241			✓ a1		✓ d4, c2		✓ a1	
Bette One											
		1 h 3 h w/o	# A127-000	✓	✓			✓ d1, c2	✓		
	130 x 394/ 375	1 h 3 h w/o	# A135	✓ b2	✓ b3			✓ e3, c2	✓ b2		
	130 x 547/ 368	1 h 3 h w/o	# A136	✓ b2	✓ b2			✓ e3, c2	✓ b2		
BetteLoft											
	100 x 700/ 366	1 h 3 h w/o	# A230					✓ d1, c2	✓		
BetteArt											
	400/ 400	1 h 3 h w/o	# A181			✓ a3		✓ d3, c2			



✓ = Recommended combination / ● = Tapphole pushed through / ○ = Prepared tapphole / ⊗ = Without tapphole

1 h = 1 tap hole  
2 h = 2 tap hole  
w/o = without tap hole

ALL measurements in mm.





Which AXOR One mixer suits which basin ?



AXOR One								
	Basin mixer 140	Basin mixer select 170	Basin mixer select 260, 2-hole basin mixer	3-hole basin mixer 170 3-hole basin mixer select	Basin mixer select, wall mounted	Basin mixer 90	Basin mixer 260	2-hole basin mixer, wall mounted
	#48010000	#48020000	#48030000 #48060000	#48050000 #48070000	#48112000	#48000000 #48001000	#48002000	#48120000

Kaldewei

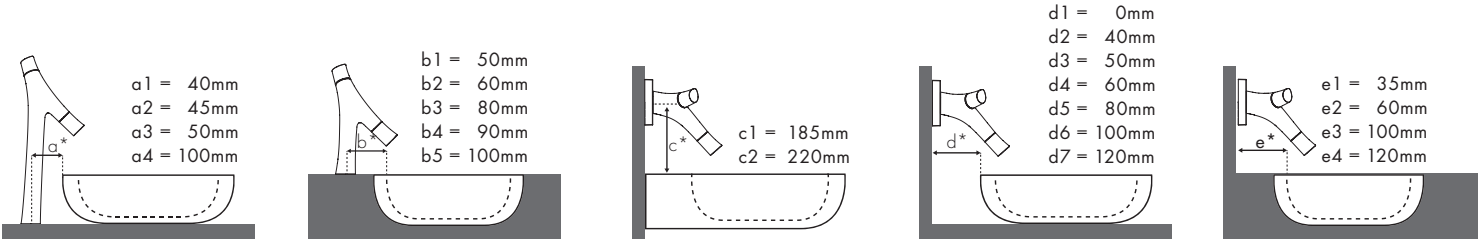
Miena

		1 h 3 h w/o	# 3184			✓ a3		✓ d2, c2		
	580 x 380	1 h 3 h w/o	# 3185			✓ a3		✓ d4, c2		
	122 x 450	1 h 3 h w/o	# 3180			✓ a1		✓ d5, c2		

Roca

Inspira

	140 x 370	1 h 3 h w/o	# A327520000					✓ d2, c2		✓ a1
	140 x 500	1 h 3 h w/o	# A32753000M			✓ a3		✓ d5, c2		✓ a1



✓ = Recommended combination / ● = Taphole pushed through / ○ = Prepared taphole / ⊗ = Without taphole

1 h = 1 tap hole  
2 h = 2 tap hole  
w/o = without tap hole

ALL measurements in mm.



Which AXOR One mixer suits which basin ?



AXOR One								
	Basin mixer 140	Basin mixer select 170	Basin mixer select 260, 2-hole basin mixer	3-hole basin mixer 170 3-hole basin mixer select	Basin mixer select, wall mounted	Basin mixer 90	Basin mixer 260	2-hole basin mixer, wall mounted
	#48010000	#48020000	#48030000 #48060000	#48050000 #48070000	#48112000	#48000000 #48001000	#48002000	#48120000

Vitra

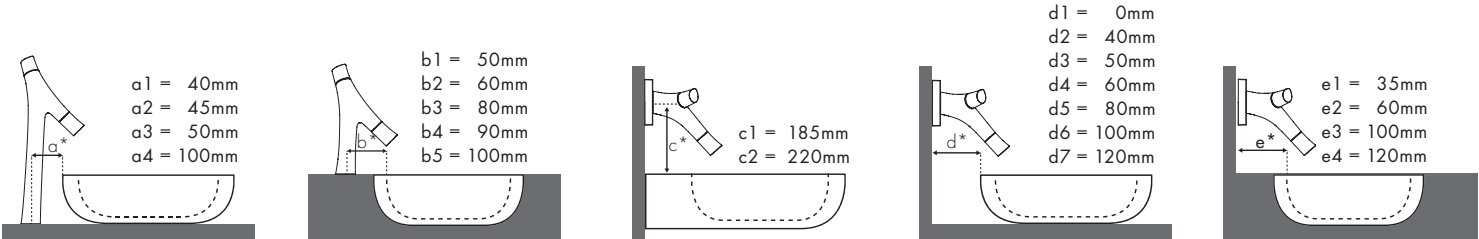
Plural									
	135 x 380	1 h 3 h w/o	# 7810B420-0016			✓ a1		✓ d4, c2	✓ a1

Nuo									
	155 x 380	1 h 3 h w/o	# 7436B403-0012			✓ a1		✓ d4, c2	✓ a1

Geo									
	170 x 395	1 h 3 h w/o	# 7425B403-0016			✓ a1		✓ d4, c2	✓ a1

Villeroy & Boch

Collaro									
	85 x 470/325	1 h 3 h w/o	#4A3361	✓	✓				
	100 x 360	1 h 3 h w/o	# 4A2056			✓ a1		✓ d4, c2	✓ a1
	100 x 360	1 h 3 h w/o	# 4A1956			✓ a1		✓ d4, c2	✓ a1
	100 x 400	1 h 3 h w/o	# 4A1840			✓ a1		✓ d6, c2	✓ a3



✓ = Recommended combination / ● = Tapphole pushed through / ○ = Prepared tapphole / ⊗ = Without tapphole

1 h = 1 tap hole  
2 h = 2 tap hole  
w/o = without tap hole

ALL measurements in mm.

