AXOR ComfortZone Test

Stilsichere Planung: Die AXOR ComfortZone Tests zeigen die passenden Kombinationen Waschtisch und AXOR One Armaturen.

Die perfekte Kombination von Armatur und Waschtisch: Ästhetisch optimal aufeinander abgestimmt und technisch geprüft. Um Wasserspritzer und -flecken rund um den Waschplatz zu vermeiden.

Mit dem AXOR ComfortZone Test, einem eigens entwickelten, realitätsnahen Prüfverfahren hat AXOR die AXOR One Armaturen mit dem optisch passenden Waschbecken führender Hersteller getestet. Bei diesem Funktionstest zwischen Armatur und Waschbecken wird der Freiraum unter der Armatur, sowie das Spritzverhalten geprüft. Alle geprüften Kombinationen finden Sie unter: axor-design.com/de/service/downloads

Waschtischtypen

Zu den gängigen Waschtischtypen immer die passende AXOR One Armatur finden. Der AXOR ComfortZone Test ist eine umfassende Beratungsunterlage zur einwandfreien Montage von Waschtischarmatur und Waschbecken für ein komfortables und spritzfreies Händewaschen. Bei dem AXOR ComfortZone Test wurden fünf unterschiedliche Waschtischtypen getestet:

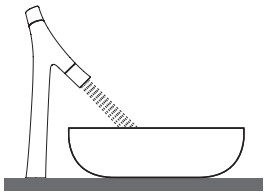

Die Waschschüssel mit Armatur dahinter

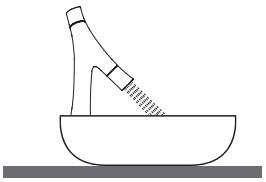

Die Waschschüssel mit Armatur darauf

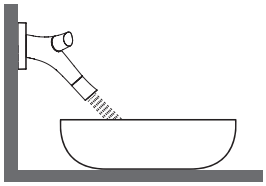

Die Waschschüssel mit Armatur an der Wand

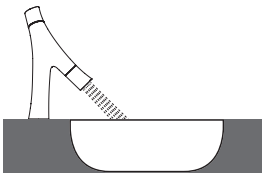

Das Unterbau- oder Aufsatzbecken mit freistehender Armatur

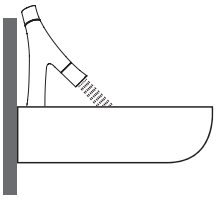

Das wandhängende Waschbecken mit Armatur darauf

Die Ergebnisse des AXOR One ComfortZone Tests stehen kostenlos zur Verfügung unter: axor-design.com/de/service/downloads

Anwendungshinweise

AXOR

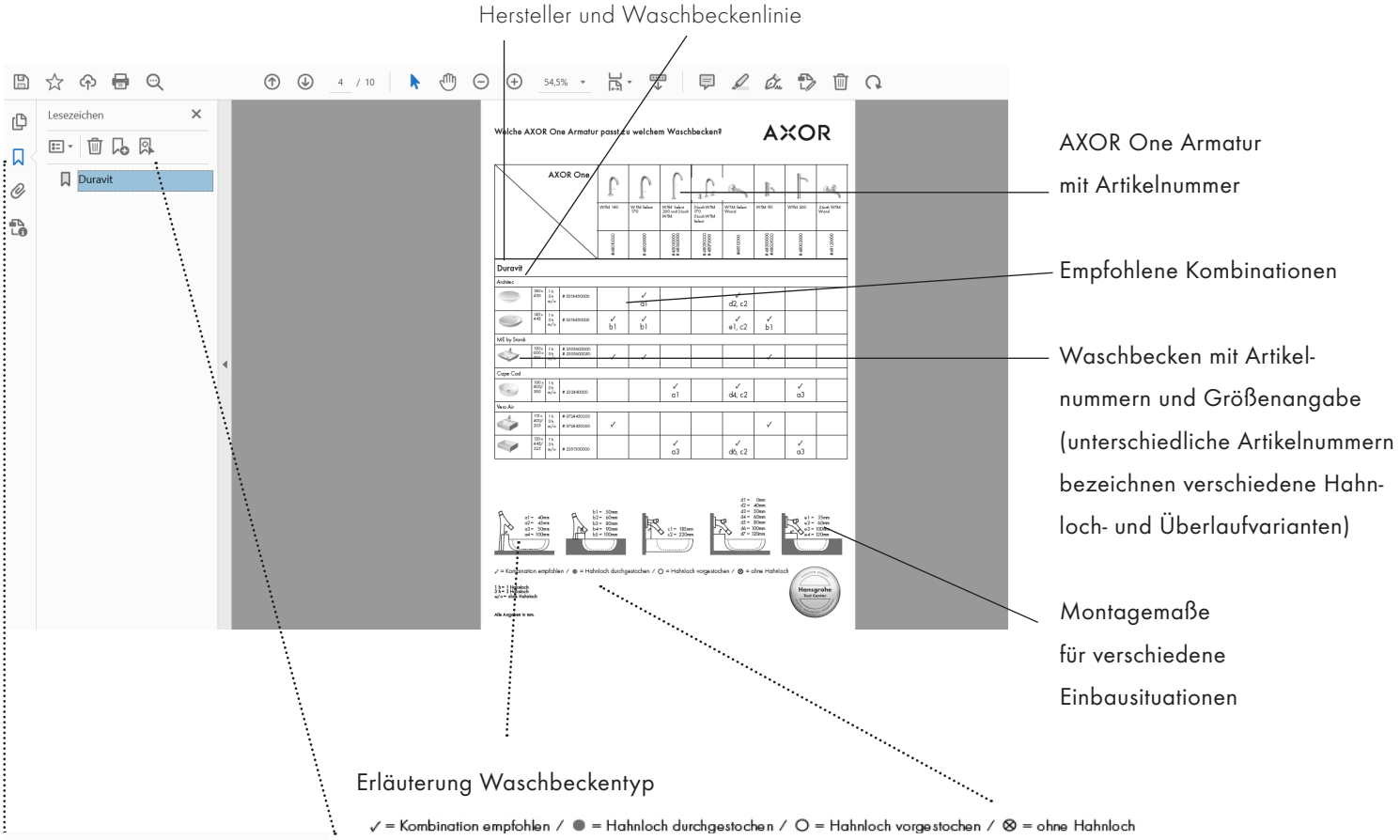

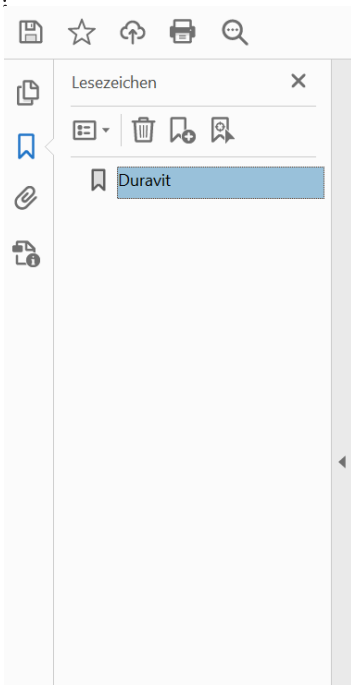

Das Inhaltsverzeichnis führt schnell und einfach zur gewünschten Keramiklinie.

Welche AXOR One Armatur passt zu welchem Waschbecken?

AXOR

AXOR One											
				WTM 140	WTM Select 170	WTM Select 260 und 2-Loch WTM	3-Loch WTM 170 3-Loch WTM Select	WTM Select Wand	WTM 90	WTM 260	2-Loch WTM Wand
				#48010000	#48020000	#48030000 #48060000	#48050000 #48070000	#48112000	#48000000 #48001000	#48002000	#48120000
Hansgrohe											
MoonWake											
		1 h 3 h w/o	#22421007	✓	✓			✓ d4, c2	✓ b2		
		1 h 3 h w/o	# 22417007	✓					✓		
Cube Stack											
		1 h 3 h w/o	#22414007			✓ a1		✓ d4, c2		✓ a1	
		1 h 3 h w/o	#22410007	✓	✓				✓		

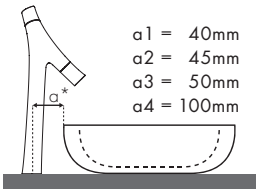

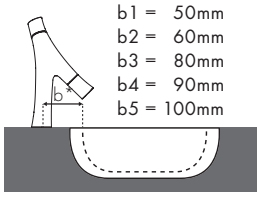

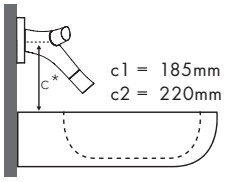

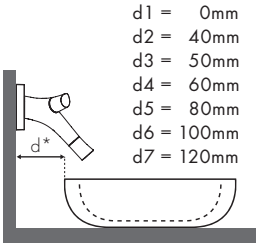

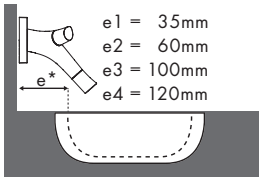

✓ = Kombination empfohlen / ● = Hahnloch durchgestochen / ○ = Hahnloch vorgestochen / ⊗ = ohne Hahnloch

1 h = 1 Hahnloch
3 h = 3 Hahnloch
w/o = ohne Hahnloch

Alle Angaben in mm.

Welche AXOR One Armatur passt zu welchem Waschbecken?

AXOR

AXOR One											
				WTM 140	WTM Select 170	WTM Select 260 und 2-Loch WTM	3-Loch WTM 170 3-Loch WTM Select	WTM Select Wand	WTM 90	WTM 260	2-Loch WTM Wand
				#48010000	#48020000	#48030000 #48060000	#48050000 #48070000	#48112000	#48000000 #48001000	#48002000	#48120000
Duravit											
Architec											
	160 x 450	1 h 3 h w/o	# 0318450000		✓ a1			✓ d2, c2			
	145 x 445	1 h 3 h w/o	# 0318450000	✓ b1	✓ b1			✓ e1, c2	✓ b1		
ME by Starck											
	130 x 600 x 310	1 h 3 h w/o	# 2335600000 # 2335600030	✓	✓				✓		
Cape Cod											
	100 x 400/ 360	1 h 3 h w/o	# 232840000			✓ a1		✓ d4, c2		✓ a3	
Vero Air											
	115 x 400/ 205	1 h 3 h w/o	# 0724450000 # 0724450060	✓					✓		
	120 x 445/ 325	1 h 3 h w/o	# 2351500000			✓ a3		✓ d6, c2		✓ a3	

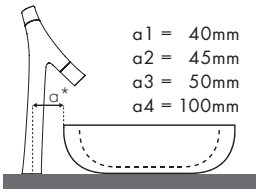

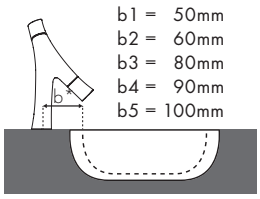

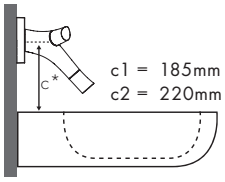

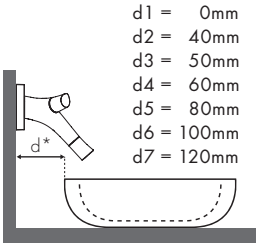

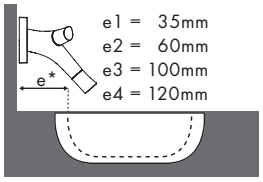

✓ = Kombination empfohlen / ● = Hahnloch durchgestochen / ○ = Hahnloch vorgestochen / ⊗ = ohne Hahnloch

1 h = 1 Hahnloch
3 h = 3 Hahnloch
w/o = ohne Hahnloch

Alle Angaben in mm.

FUNKTION GEPRÜFT
Hansgrohe
Test Center
ARMATUR – WASCHBECKEN – KOMBINATION

Welche AXOR One Armatur passt zu welchem Waschbecken?

AXOR

AXOR One											
				WTM 140	WTM Select 170	WTM Select 260 und 2-Loch WTM	3-Loch WTM 170 3-Loch WTM Select	WTM Select Wand	WTM 90	WTM 260	2-Loch WTM Wand
				#48010000	#48020000	#48030000 #48060000	#48050000 #48070000	#48112000	#48000000 #48001000	#48002000	#48120000
Duravit											
Luv											
	100 x 490/ 340	1 h 3 h w/o	# 0379500000					✓ d3, c2		✓ a3	
Viu											
	100	1 h 3 h w/o	# 2358600000					✓ d3, c2		✓ a3	

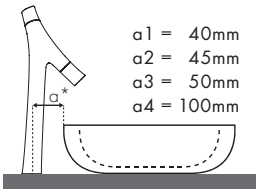

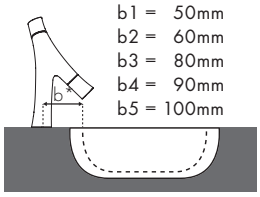

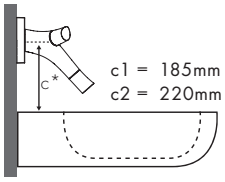

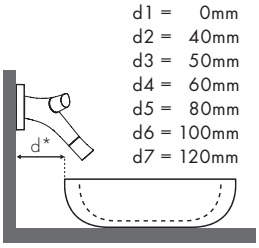

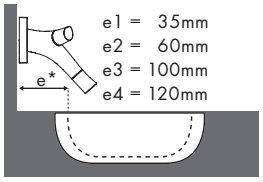

✓ = Kombination empfohlen / ● = Hahnloch durchgestochen / ○ = Hahnloch vorgestochen / ⊗ = ohne Hahnloch

1 h = 1 Hahnloch
3 h = 3 Hahnloch
w/o = ohne Hahnloch

Alle Angaben in mm.

Welche AXOR One Armatur passt zu welchem Waschbecken?

AXOR

AXOR One											
				WTM 140	WTM Select 170	WTM Select 260 und 2-Loch WTM	3-Loch WTM 170 3-Loch WTM Select	WTM Select Wand	WTM 90	WTM 260	2-Loch WTM Wand
				#48010000	#48020000	#48030000 #48060000	#48050000 #48070000	#48112000	#48000000 #48001000	#48002000	#48120000
Laufen											
Ino											
	100 x 350/ 350	1 h 3 h w/o	#812300			✓ a1		✓ d5, c2		✓ a3	
Val											
	110 x 450/ 300	1 h 3 h w/o	#315281 #315281 #315281	✓				✓ d5, c2			
	100 x 305/ 305	1 h 3 h w/o	#817281 .106 #817281 .109	✓				✓ d5, c2			
Sonar											
	100 x 600/ 310	1 h 3 h w/o	#810342 .104 #810342 .108 #810342 .109	✓	✓			✓ d1, c2	✓		
The New Classic											
	120 x 495/ 380	1 h 3 h w/o	#812853			✓ a3		✓ d3, c2		✓ a3	
Living											
	130 x 370	1 h 3 h w/o	#811435			✓ a3					

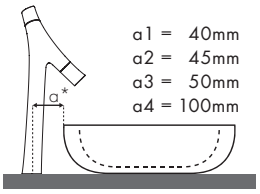

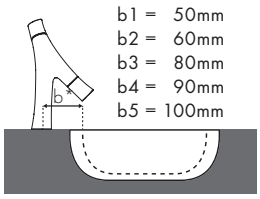

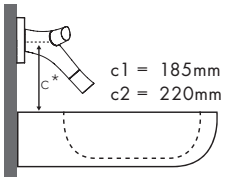

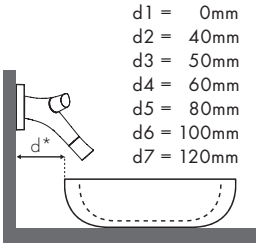

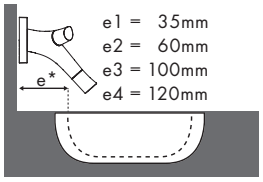

✓ = Kombination empfohlen / ● = Hahnloch durchgestochen / ○ = Hahnloch vorgestochen / ⊗ = ohne Hahnloch

1 h = 1 Hahnloch
3 h = 3 Hahnloch
w/o = ohne Hahnloch

Alle Angaben in mm.

FUNKTION GEPRÜFT
Hansgrohe
Test Center
ARMATUR – WASCHBECKEN – KOMBINATION

Welche AXOR One Armatur passt zu welchem Waschbecken?

AXOR

AXOR One											
				WTM 140	WTM Select 170	WTM Select 260 und 2-Loch WTM	3-Loch WTM 170 3-Loch WTM Select	WTM Select Wand	WTM 90	WTM 260	2-Loch WTM Wand
				#48010000	#48020000	#48030000 #48060000	#48050000 #48070000	#48112000	#48000000 #48001000	#48002000	#48120000
Geberit											
Smyle/Smyle Square											
	120 x 568/ 334	1 h 3 h w/o	# 500.229.01.1	✓	✓				✓		

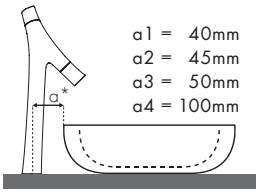

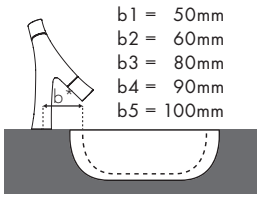

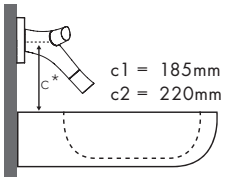

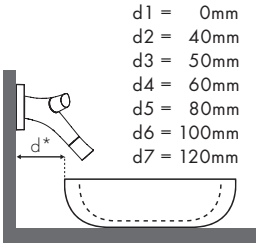

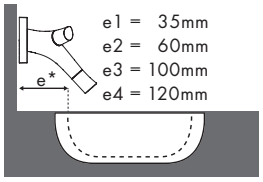

✓ = Kombination empfohlen / ● = Hahnloch durchgestochen / ○ = Hahnloch vorgestochen / ⊗ = ohne Hahnloch

1 h = 1 Hahnloch
3 h = 3 Hahnloch
w/o = ohne Hahnloch

FUNKTION GEPRÜFT
Hansgrohe
Test Center
ARMATUR – WASCHBECKEN – KOMBINATION

Alle Angaben in mm.

Welche AXOR One Armatur passt zu welchem Waschbecken?

AXOR

AXOR One											
				WTM 140	WTM Select 170	WTM Select 260 und 2-Loch WTM	3-Loch WTM 170 3-Loch WTM Select	WTM Select Wand	WTM 90	WTM 260	2-Loch WTM Wand
				#48010000	#48020000	#48030000 #48060000	#48050000 #48070000	#48112000	#48000000 #48001000	#48002000	#48120000
Bette											
Bette Craft											
	120 x 350	1 h 3 h w/o	# A240			✓ a3		✓ d7, c2		✓ a4	
	120 x 450	1 h 3 h w/o	# A241			✓ a1		✓ d4, c2		✓ a1	
Bette One											
		1 h 3 h w/o	# A127-000	✓	✓			✓ d1, c2	✓		
	130 x 394/ 375	1 h 3 h w/o	# A135	✓ b2	✓ b3			✓ e3, c2	✓ b2		
	130 x 547/ 368	1 h 3 h w/o	# A136	✓ b2	✓ b2			✓ e3, c2	✓ b2		
BetteLoft											
	100 x 700/ 366	1 h 3 h w/o	# A230					✓ d1, c2	✓		
BetteArt											
	400/ 400	1 h 3 h w/o	# A181			✓ a3		✓ d3, c2			

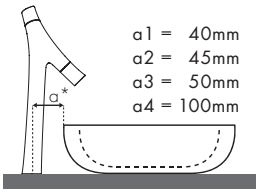

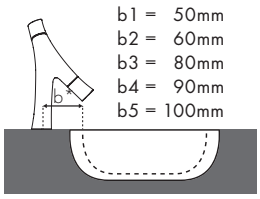

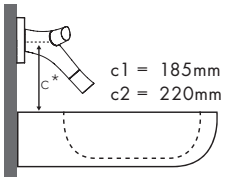

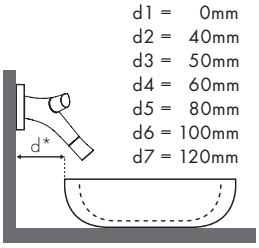

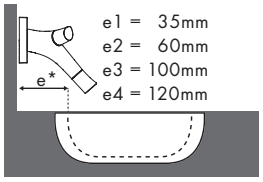

✓ = Kombination empfohlen / ● = Hahnloch durchgestochen / ○ = Hahnloch vorgestochen / ⊗ = ohne Hahnloch

1 h = 1 Hahnloch
3 h = 3 Hahnloch
w/o = ohne Hahnloch

Alle Angaben in mm.

FUNKTION GEPRÜFT
Hansgrohe
Test Center
ARMATUR – WASCHBECKEN – KOMBINATION

Welche AXOR One Armatur passt zu welchem Waschbecken?

AXOR

AXOR One											
				WTM 140	WTM Select 170	WTM Select 260 und 2-Loch WTM	3-Loch WTM 170 3-Loch WTM Select	WTM Select Wand	WTM 90	WTM 260	2-Loch WTM Wand
				#48010000	#48020000	#48030000 #48060000	#48050000 #48070000	#48112000	#48000000 #48001000	#48002000	#48120000
Kaldewei											
Miena											
		1 h 3 h w/o	# 3184			✓ a3		✓ d2, c2			
	580 x 380	1 h 3 h w/o	# 3185			✓ a3		✓ d4, c2			
	122 x 450	1 h 3 h w/o	# 3180			✓ a1		✓ d5, c2			
Roca											
Inspira											
	140 x 370	1 h 3 h w/o	# A327520000					✓ d2, c2		✓ a1	
	140 x 500	1 h 3 h w/o	# A32753000M			✓ a3		✓ d5, c2		✓ a1	

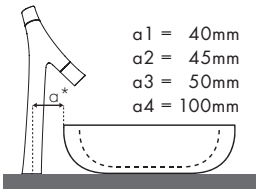

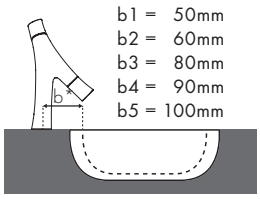

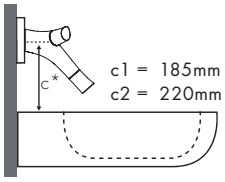

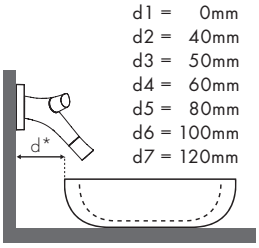

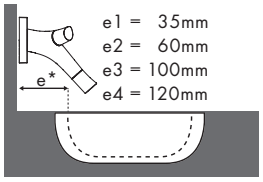

✓ = Kombination empfohlen / ● = Hahnloch durchgestochen / ○ = Hahnloch vorgestochen / ⊗ = ohne Hahnloch

1 h = 1 Hahnloch
3 h = 3 Hahnloch
w/o = ohne Hahnloch

Alle Angaben in mm.

FUNKTION GEPRÜFT
Hansgrohe
Test Center
ARMATUR – WASCHBECKEN – KOMBINATION

Welche AXOR One Armatur passt zu welchem Waschbecken?

AXOR

AXOR One											
				WTM 140	WTM Select 170	WTM Select 260 und 2-Loch WTM	3-Loch WTM 170 3-Loch WTM Select	WTM Select Wand	WTM 90	WTM 260	2-Loch WTM Wand
				#48010000	#48020000	#48030000 #48060000	#48050000 #48070000	#48112000	#48000000 #48001000	#48002000	#48120000
Vitra											
Plural											
	135 x 380	1 h 3 h w/o	# 7810B420-0016			✓ a1		✓ d4, c2		✓ a1	
Nuo											
	155 x 380	1 h 3 h w/o	# 7436B403-0012			✓ a1		✓ d4, c2		✓ a1	
Geo											
	170 x 395	1 h 3 h w/o	# 7425B403-0016			✓ a1		✓ d4, c2		✓ a1	
Villeroy & Boch											
Collaro											
	85 x 470/ 325	1 h 3 h w/o	#4A3361	✓	✓						
	100 x 360	1 h 3 h w/o	# 4A2056			✓ a1		✓ d4, c2		✓ a1	
	100 x 360	1 h 3 h w/o	# 4A1956			✓ a1		✓ d4, c2		✓ a1	
	100 x 400	1 h 3 h w/o	# 4A1840			✓ a1		✓ d6, c2		✓ a3	

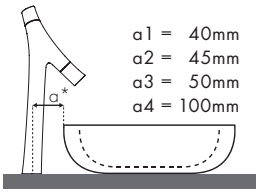

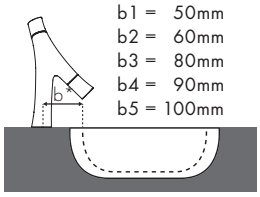

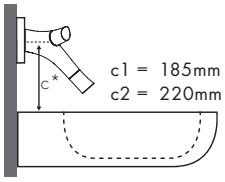

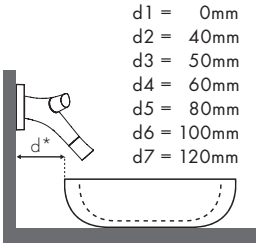

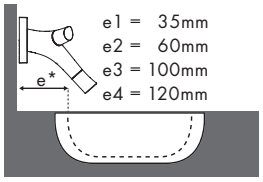

✓ = Kombination empfohlen / ● = Hahnloch durchgestochen / ○ = Hahnloch vorgestochen / ⊗ = ohne Hahnloch

1 h = 1 Hahnloch
3 h = 3 Hahnloch
w/o = ohne Hahnloch

Alle Angaben in mm.

FUNKTION GEPRÜFT
Hansgrohe
Test Center
ARMATUR – WASCHBECKEN – KOMBINATION