

hansgrohe

Plan,
Renovate,
Enjoy.



[hansgrohe.com](https://www.hansgrohe.com)

Table of contents

Editorial	3
Step 1: What to Consider in Advance	6
Step 2: Plan Together With Experts	9
Step 3: Your Checklist for Visiting a Specialist Retailer	15
Interview: Are Your Wishes Bigger Than Your Space?	20
Step 4: Do the Job Right and Get Started!	23
Step 5: The Job Site	28
Your Bathroom Budget - Basic, Comfort, Premium?	30

Editorial

Have you admired a friend's freshly renovated bathroom or enjoyed the modern, spa-like comfort of a hotel on vacation?

Maybe you're frustrated with squeaky faucets, unsightly grout, and tired colors, or you're dreaming of a certain style for your future bathroom? After all, reports and social media also provide plenty of inspiration.

In short, you want to renovate and want to know how best to proceed.



After all, gathering inspiration is just one side of the coin; the other side is the question of professional help with your ideas.

We'll tell you where you can find relevant information and expert advice. Last but not least, you want to know what kind of outlay you can expect. This white paper will give you concrete guidance on how best to make your ideas a reality, step by step. No matter how large or small your bathroom may be.



46%

of Germans in 2019 said that their bathroom was outdated and that renovation would require a complete overhaul.

*A majority of 61 % also said they would primarily invest in comfort and safety, in order to feel more at home in their bathroom again.**

The wall-mounted Metropol mixer in matt black builds a perfect contrast to white walls and furniture.

*Innovofact opinion research company, representative survey (2019) commissioned by Hansgrohe

Home sweet home

How to design your perfect dream bathroom



What to Consider in Advance

People's desires for their bathrooms has continued to evolve over time. It has long since ceased to be a purely functional space: in addition to hygiene and body care, it is a comfortable safe haven for recharging our batteries.

In families, the bathroom is often the most private room of all, where "me time" can be celebrated. Images and trends in lifestyle and home design magazines and social media channels such as Instagram and Pinterest provide inspiration. Last but not least, websites like houzz and influencer blogs invite you to browse around for good ideas. Of course, websites for well-known plumbing manufacturers are also good places to find product and design innovations.

Visit us at:

hansgrohe.com/dream-bathrooms

59%

*of Germans need a harmonious overall impression of colors, design, and accessories in order to relax in the bathroom.**

Life circumstances set the goals for the dream bathroom

It's best to collect the inspiration completely unfiltered and then compare them with your life circumstances and preferences: How many people will be using the bathroom, possibly at the same time? You might have heard from your family, multiple times even, that they want a floor-level shower instead of the previous bath tub. Is it also a matter of more space around the sink and more comfort for tomorrow? After all, the dream bathroom shouldn't just be chic and comfortable, but also provide safety for more generations and life situations.

Calmly consider what bathroom comfort you and the other members of the household will miss – the refuge to relax, maybe a rain shower, always-flattering lighting? Surely you'll also want to make what were the annoying spots in the old bathroom disappear with the renovation. After all, investing in the bathroom isn't a yearly matter.

*Innovofact opinion research company, representative survey (2019) commissioned by Hansgrohe

62%

*Most Germans would invest in particular in the longevity of equipment when renovating.**

Renovation and building services

Is chalky water with annoying limescale edges one of the trouble points in your bathroom? One remedy is a water softener on the pipeline. Perhaps the renovation is an opportunity to provide more bathroom comfort in this area as well: less limescale means faucets work problem-free for longer, while soft water leaves skin feeling silky smooth. The bathroom specialist will advise on the possibilities in your home.

Let your fantasies run free

Make a note of everything that is important to you and looks attractive; these can also be found in magazines or online picture printouts. In this first step, it is best to concentrate on your wishes for your dream bathroom, free of implementation details. These can range from a visual refresh replacing a few objects to extensive changes in the space. In the next step, you will discuss the technical aspects with the planner and bathroom expert.



*Innovofact opinion research company, representative survey (2019) commissioned by Hansgrohe

Proper planning

How to proceed and where you can get help.



Step 2

Plan Together With Experts

Are you clear on your wishes and dreams for future bathroom comfort and ready to take action? In any case, for the next steps we recommend finding expert partners who understand the bathroom and using trustworthy points of contact.



Franziska van Almsick, swimming icon and bathroom spokeswoman for the Vereinigung Deutsche Sanitärwirtschaft (German Sanitation Industry Association)

"There are so many things to think about if you want to use the bathroom as a daily safe haven like I do. Professionals can give you ideas that you might not have thought of without an in-depth meeting. In the long run, expertise saves money."

*Source: VDS press 08/2018



Where You'll Get Ahead

Are you looking for support on the path to your dream bathroom?
Proceed as follows:

Visit a bathroom exhibition. Here, specialist retailers present installation examples and complete bathrooms in every size. This will give you an overview of the latest bathroom technology and trends, and introduce you to new surfaces and design solutions. The presented and mostly walk-in examples also show combinations with matching tiles, so staff can also help you with this selection. In addition, specialist advisors in the exhibition will answer all your technical questions and, if required, give you the names of companies in the specialist trade. In cooperation with your sanitation expert, service in the exhibition can often also take over the bathroom planning on the floor plan.

hansgrohe.com/#partner-finder



Professionals can give you ideas that you might not have thought of without an in-depth meeting.

Do you already know a **trade specialist**, or has someone already been recommended to you? Good experiences from acquaintances are sometimes worth their weight in gold. Bathroom professionals with installation businesses have only a small exhibition area, but they can provide advice based on the expertise they have gained from building a multitude of bathrooms. This is particularly beneficial if you already have specific ideas for the bathroom you want: What experience has the professional had with the product solutions? Your specialist partner will also look at the planned construction site and visit a bathroom exhibition with you, where you can discuss options together.

A **bathroom studio** with a planning agency, often with an interior designer, is the place to go if you're considering creative room planning combined with plumbing expertise – even for complex products. These kinds of bathroom studios usually charge separately for commissioned design and charge the planning service with the overall order.

The checklist provides security

A wishlist of your priorities and an overview of the structural requirements in your bathroom are recommended for your visit with your sanitation professional, planner, or retailer. Use the **hansgrohe checklist** (see Step 3) for your visit with the bathroom expert to help you keep track of everything important to you for your dream bathroom.

After sorting out your ideas together and exploring what is technically feasible, the expert will draw up a plan and submit a quote. In the process, the planner will take your budget into account. There are several factors to consider when estimating the cost of a bathroom renovation; Step 3 of this white paper can help.

The bathroom professional will take on other important tasks to ensure a successful renovation. **The trade specialist or planner will coordinate everything**, from dismantling the old bathroom and its tiles to the sequence of trades: depending on the scope of the planning, drywallers, tilers, heating and plumbing installers, not to mention carpenters and painters. In addition, the specialist company will also see to extensive protection of the other rooms from stresses caused by the construction work. Remember: Many people are involved in the dream bathroom, and a competent construction manager is worth their weight in gold. Last but not least: The trade specialist doesn't just take care of the functional testing and any necessary adjustments, they're also your contact for all warranty issues.



*Raindance showers
and Metropol faucets
in Brushed Bronze invite
to customized play with
colors.*



Just take it one step at a time!

Even if you'd rather enjoy your new bathroom comfort now rather than later:

The search for an available specialist partner can be protracted, and appointments ultimately have to be coordinated with your own plans, such as vacations.

You can read more about this under Step 4.

Perfectly prepared

Go to the your bathroom planner well prepared!



Step 3

Your Checklist for Visiting a Specialist Retailer

Go to the your bathroom planner well prepared!

With the help of your overview of facts and preferences, you have all the important information at hand for the bathroom expert before picking the details and further planning.

A. Household/user information

How many people live in the household?

Yes

No

Does this include small children/babies?

☐☐

Is the bathroom also used by people with limited mobility? Should it be suitable for senior citizens? Is

☐☐

Is the bathroom regularly used by several people at the same time?

☐☐

Do you have a dog?

☐☐

B. Room information

Do you have the floor plan at hand? Do you have dimensions?

The position and dimensions of windows and the railing height are also important.

Are there any structural peculiarities (roof slope, dormer, partitions, shafts, wall projection)?

What do you plan to do: renovation/partial renovation in a home you own or in a rented apartment?

	Yes	No
Can the floor plan be changed, e.g. by combining rooms?	<input type="checkbox"/>	<input type="checkbox"/>
Can installations be moved?	<input type="checkbox"/>	<input type="checkbox"/>
Do you have a separate guest toilet?	<input type="checkbox"/>	<input type="checkbox"/>
Should the current heater stay in place?	<input type="checkbox"/>	<input type="checkbox"/>
Do you want underfloor heating?	<input type="checkbox"/>	<input type="checkbox"/>
Do you want a towel radiator?	<input type="checkbox"/>	<input type="checkbox"/>

C. Desired bathroom features

Your bathroom should include these elements:

- | | | |
|---------------------------------|---|---|
| <input type="checkbox"/> Sink | <input type="checkbox"/> Double vanity | <input type="checkbox"/> Two single sinks |
| <input type="checkbox"/> Shower | <input type="checkbox"/> Bath tub | <input type="checkbox"/> Whirlpool |
| <input type="checkbox"/> Toilet | <input type="checkbox"/> Toilet with bidet function | <input type="checkbox"/> Separate bidet |
| <input type="checkbox"/> Urinal | <input type="checkbox"/> Other | |

Other objects/appliances: cabinets,

- | | |
|---|--|
| <input type="checkbox"/> Cabinets, mirror | <input type="checkbox"/> Mirror with shelf, mirrored cabinet |
| <input type="checkbox"/> With lighting | <input type="checkbox"/> Washing machine |
| <input type="checkbox"/> Dryer | <input type="checkbox"/> Other |

What desires do you have for the shower?

- | | |
|--|--|
| <input type="checkbox"/> On grade | <input type="checkbox"/> With shower tub |
| <input type="checkbox"/> Combination bath tub and shower | |

Shower screen?

- | | |
|--|---|
| <input type="checkbox"/> Shower cabin | <input type="checkbox"/> Partition wall |
| <input type="checkbox"/> Open shower space | |

Desired for showering convenience:

☐ Hand shower

☐ Body spray(s)

☐ Other:

☐ Overhead shower

☐ Shower system (pre-assembled combination of overhead shower and hand


Lighting:

☐ Ceiling lamp

☐ Wall light

☐ Light on the mirror

Notes/Sketches:



Simply print out the page from the white paper PDF, fill it out, then use it as a memory aid during your appointment with the specialist retailer or planner.

Expert advice

Learn more in an interview with carpenter, photographer, and interior architect
Christian Wadsack



Are Your Wishes Bigger Than Your Space?

“Not to worry,” says Christian Wadsack. “Bathroom planners can often find solutions no one had thought of before.”

What kind of challenges do you and your customers often face during bathroom renovations?

“The most typical scenario is when builders don’t properly assess the actual spatial possibilities of their bathroom. Then the combination of the desired areas and objects simply becomes too much for the space. But don’t worry: With good advice and planning, we can find solutions together – sometimes even surprising compromises. It often helps for planners to take a look at the adjacent rooms – and their customers’ living situation. There, they can often find approaches and solutions no one had thought of before. Those are usually the happiest moments for both sides.”



And what is a classic mistake in bathroom renovation?

“In the renovation of old buildings especially, customer desires are often unable to be realized due to technical components – or only with a lot of outlay. Probably the most discussed area is the floor-level shower. Many people forget that the water needs to be drained off properly and that a shower also needs a siphon. In many old buildings, however, the available ceiling installation is insufficient to meet the desire for a comfortable shower entrance. It’s just a matter of getting inventive. Cleverly placed platform edges can be a good compromise.”

“It’s just a matter of getting inventive!”



What do you do if your customer has no – or only a vague – design concept, but instead thinks in terms of individual components?

“That happens a lot. The problem is that online platforms like Pinterest are El Dorados of inspiration for every bathroom style. The deluge of information on bathroom products is also enormous. All the more difficult for the layman to put it all together into one big picture. It’s just harder to decide on a specific sink if you don’t know exactly where it will go yet and how much space there is for it. If, on the other hand, you have an overarching spatial concept right from the start, that automatically helps when choosing products and defining the

style. Then, suddenly, everything falls into place as if by magic. With proper room planning, you can search specifically for suitable objects, ones that fit visually and whose function is optimally tailored to the users. Planners can also give their customers valuable tips on stylish lighting. All this helps to ensure that they enjoy using their bathroom several times a day for many years.”



“If, on the other hand, you have an overarching spatial concept right from the start, that automatically helps when choosing products”

The project

Start planning. You can contact your retailer for help.



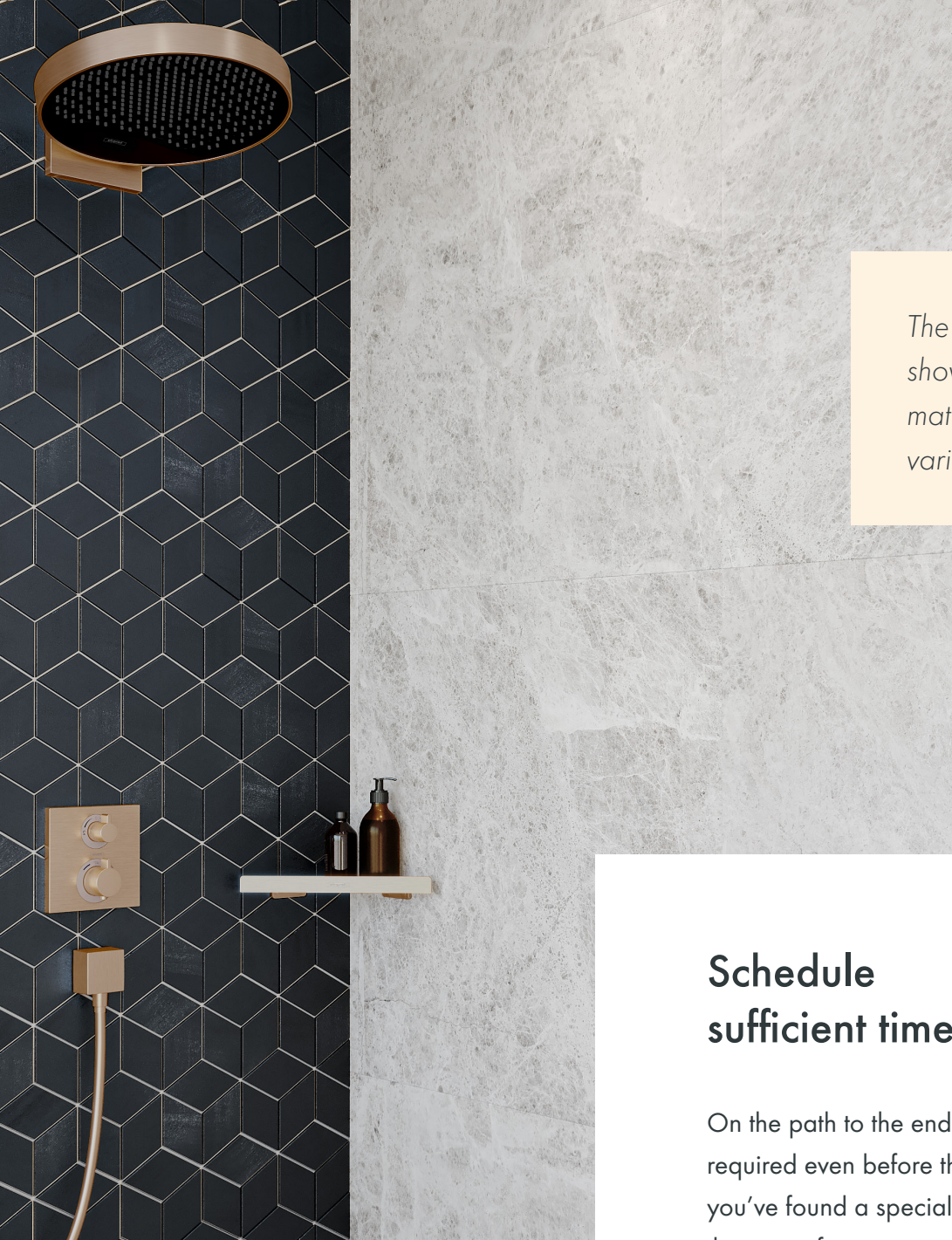
Step 4

Industrial design and right on trend: the Raindance showers and Talis E faucets in Brushed Black Chrome.



Do the Job Right and Get Started!

Once all your desires for comfort and quality of experience in their future bathroom have been recorded, it's best to make an appointment with the building planner or trade specialist on site. Take your checklist with you and talk about everything you've thought of for your dream bathroom. The bathroom professional will use their expertise and experience to assess what is technically feasible. In a detailed discussion, the bathroom professional will also present you with technical solutions that you may not have thought of. This way, you can use professional input for final planning.



The Rainfinity overhead shower in Brushed Bronze matches classy tiles in a variety of surface designs.

Schedule sufficient time

On the path to the end result, a little patience is required even before the construction phase: Once you've found a specialist partner you trust, give them time for concrete planning, which can total one or two weeks depending on the company's workload. Also bear in mind the delivery time for the products you've selected; like furniture, they often aren't produced until the order is placed. This will extend the lead time by another four to six weeks. There's also a waiting period for special tiles, mosaics, and natural stone. Marble and glass mosaics often come directly from abroad – where workers and companies may be on vacation.


The bathroom takes shape on the screen

Today, detailed planning with floor plans and dimensions is usually done on a computer screen. More and more bathroom studios are turning to one of the programs established on the market.

Some variants also allow for spatial representation, which the appropriately equipped bathroom expert can show you and print out. Run through your ideas with this 3D model of your bathroom, which you can view on screen at will and, with some programs, even “walk through” using VR glasses. At the click of a mouse, you can

see how alternative colors and surfaces look or how different solutions for the shower shape the room. Bathroom planning gains an interactive quality through digital possibilities.

Once the plan is finalized, your specialist partner will specify their quote and give a time frame for installation. Expect 10-15 working days for a comprehensive renovation, and significantly less for a partial renovation.





Don't be afraid to get started

You may have heard of nerve-racking construction sites, but you can effectively prevent them: good planning by the bathroom expert, who has also seen to protecting the other living spaces and your bathroom comfort, will make renovation less scary.

Once you have given the green light, the planner will order the products and coordinate everything.

The construction work

Don't worry, you can do it!




The Job Site

The thought of dirt and noise makes many people shy away from a bathroom renovation or extensive remodeling. And then there's the thought of temporarily losing the toilet and shower. Where to go during this time? Not everyone likes the idea of just going on vacation during their renovation – definitely the easiest solution – or showering at a friend or neighbor's house. And what was that about the toilet? But these worries can be alleviated with good preparation.

Dust and dirt can be avoided

Sanitation trade businesses know the tools for a "dust-free construction site," and although these measures cost a little more, they are a true blessing for the rest of the home: no fine dust in the rooms, no polluted substances in the air, released for example by tiling and woodwork. For this purpose, the job site, i.e. your bathroom, is isolated from the rest of the home with dust-proof walls (sheets in a frame with a door) and combined with a special XXL vacuum cleaner. The device is placed somewhere like the hallway and sucks the air through a hole in the dust protection film into a filter system, which is later cleaned. Fresh air is naturally fed into the job site in parallel. For the ongoing work, the temporary door in the "job site chamber" is opened as rarely as possible



Clean solution for daily needs

If the renovation is focused on bathroom furniture and the sink, the usability of the bathroom will hardly be limited. But what about a major modernization? No need to worry: there are temporary solutions on site.

Arrange for the provision of a mobile toilet, or optionally a mobile bath or shower cabin, with your professional partner. The sanitation professional will either have these bathroom objects in stock, as they regularly use them on construction sites, or they can rent them on your behalf. Find out which solutions are available online under the keywords "mobile toilet" or "mobile shower" to get an idea in advance. The modules are primarily considered for larger, more extensive construction projects.

The replacement toilet and space-saving shower will be moved into your home with a hand truck or an electric stair climber and hooked up to the usual water and power connection. An integrated lifting unit (pump) ensures free choice of location. If you want a little more comfort, you can rent a small bathroom container, with an area of about two square meters, that can be set up somewhere such as your yard or on your property. For this, too, you can find service providers on the Internet with a selection of products for rent.



The Money Question

Your bathroom budget: basic, comfort, premium?

On the one hand, the cost of a bathroom renovation depends on your wishes and design requirements (should the bathroom be suitable for all family members, should provisions be made for old age, will it be more functional or with design accents). On the other hand, it depends on the structural conditions (old building with wooden beam ceiling, concrete building, condition of pipes and pipelines).

The tile factor shouldn't be underestimated, either. Demolition and new wall/floor work are labor-intensive.

1. Preliminary work: Tearing down tiles and dismantling old components. Time-consuming and therefore cost-intensive. Some work can be done by the customer.

In a broader sense, the preliminary work also includes the application of dust protection sheets to shield the job site, with air filter technology if necessary.

2. Installation phase: Mounting of new bathroom products and the necessary installations, if necessary preparations for a floor-level shower or free-standing bath tub. This phase also includes drywall construction for the base of the pre-wall installation and new light-weight construction, such as a room divider to section the bathroom into zones.

Cladding the walls and floor is also a consideration, whether you choose tile, stone, or a combination of cement flooring and surface plaster. Incidentally, the trendy large formats in tiles/stoneware often require special preparation of the substrate so they can be installed flush and don't fall off the wall with their immense weight.

3. Sanitation equipment costs: Depends on comfort requirements and tastes, from basic to comfort and premium. However, be careful when adding up prices online: Take into account the amount of work required for professional (and thus safe) installation.

This is especially true for sophisticated bathroom products such as shower canopies and concealed-installation technology.



Budget pointers

Before you set a budget for your renovation, the specialist should take a look and evaluate the situation. Think about hidden cost carriers such as old floorboards, inclines, or an outdated installation that needs to be upgraded for your desired water comfort, and not least power supply for new consumers or nicer lighting. The expert will take these kinds of details into account in their quote.



For a bathroom refresh, i.e. a “basic” partial renovation while retaining the previous connections, you need to start from €2,000. In return, you’ll get modern faucets, more showering fun, and a new sink. Or consider a shower system with hand and overhead shower.



The comfort solution for bathroom renovation starts from €3,000 - €5,000 and includes features such as a new floor-level shower and concealed-installation shower faucets. This renovation will temporarily turn your bathroom into a construction site, but with it comes the promise of contemporary comfort.



Unconventional and modern, the Raindance shower and Talis E faucet refresh bathrooms of any size.

Premium bathroom: from €5,000 - €10,000 and, depending on your tastes, several times that. In this price range you can count on a luxurious rain shower, free-standing bath tub if necessary, and top design with the highest level of operating comfort. In the wellness bathroom, the walls and floor are also often extensively renovated: It’s not uncommon for large-format tiles to cost €100/m². The price of anticipation: A construction site lasting several days up to two weeks is to be expected.



Make your bathroom dream come true

www.hansgrohe.com/#partner-finder

