

Hansgrohe ComfortZone Test

Stilsichere Planung: Finden Sie mit Hilfe des Hansgrohe ComfortZone Tests den passenden Waschtisch für Ihre Axor Starck Organic Armatur – und umgekehrt.



Die perfekte Kombination von Armatur und Waschtisch: Ästhetisch optimal aufeinander abgestimmt und technisch geprüft. So lassen sich lästige Wasserspritzer und -flecken rund um den Waschplatz vermeiden.

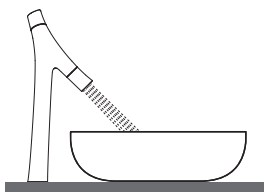


Mit dem **Hansgrohe ComfortZone Test**, einem eigens entwickelten, realitätsnahen Prüfverfahren hat Hansgrohe alle Axor Starck Organic Armaturen mit den optisch passenden Waschbecken führender Hersteller getestet. Bei diesem Funktionstest zwischen Armatur und Waschbecken wird der Freiraum unter der Armatur sowie das Spritzverhalten geprüft. Alle geprüften Kombinationen finden Sie unter:

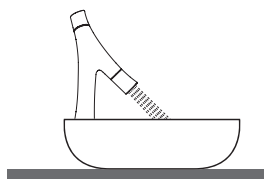
pro.hansgrohe.de/axor-waschtischmatrix

Waschtischtypen

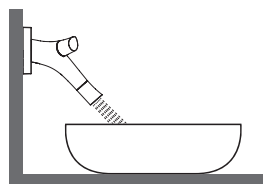
Zu den gängigen Waschtischtypen finden Sie immer die passende Axor Starck Organic Armatur. Mit dem Hansgrohe ComfortZone Test erhalten Sie eine umfassende Beratungsunterlage für eine einwandfreie Montage von Waschtischarmatur und Waschbecken für ein komfortables und spritzfreies Händewaschen. Bei dem Hansgrohe ComfortZone Test wurden fünf unterschiedliche Waschtischtypen getestet:



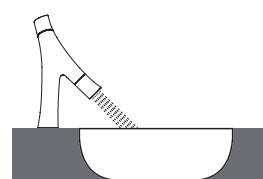
Die Waschschiessel mit Armatur dahinter



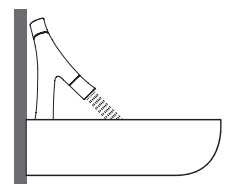
Die Waschschiessel mit Armatur darauf



Die Waschschiessel mit Armatur an der Wand



Das Unterbau- oder Aufsatzbecken mit freistehender Armatur



Das wandhängende Waschbecken mit Armatur darauf

Nutzen Sie jetzt kostenlos die Ergebnisse des Axor Starck Organic ComfortZone Tests unter:

pro.hansgrohe.de/axor-waschtischmatrix

Anwendungshinweise

Im Folgenden finden Sie die einfache Arbeitsweise mit den Ergebnissen des Hansgrohe ComfortZone Tests.

**Axor Starck Organic
Armatur mit Artikelnummer**

**Hersteller und
Waschbeckenlinie**

Waschbecken mit Artikelnummer
und Größenangabe (unterschied-
liche Artikelnummern bezeichnen
verschiedene Hahnloch- und Über-
laufvarianten)

Welche Axor Starck Organic Armatur passt zu welchem Waschbecken?

Duravit	2nd Floor					
	525 x 350	600 x 430	700 x 460	800 x 500	1200 x 505	580 x 415
Axor Starck Organic	#031653.00	#049165.00 #049166.00 #049167.00	#049170.00 #049171.00	#049180.00 #049181.00	#049111.00 #049112.00	#031758.00 #031758.20
# 12014000	✓ b3					
# 12010000	✓ b4	✓	✓	✓	✓	
# 12011000	✓ b4	✓	✓	✓	✓	
# 12012000						✓ a3
# 12015000	✓ a3					✓ a3

Legende

a1 = 40 mm
 a2 = 45 mm
 a3 = 50 mm
 a4 = 100 mm
 b1 = 50 mm
 b2 = 60 mm
 b3 = 80 mm
 b4 = 90 mm
 b5 = 100 mm
 c1 = 185 mm
 c2 = 220 mm
 d1 = 0 mm
 d2 = 40 mm
 d3 = 50 mm
 d4 = 60 mm
 d5 = 80 mm
 d6 = 100 mm
 d7 = 120 mm
 e1 = 35 mm
 e2 = 60 mm
 e3 = 100 mm
 e4 = 120 mm

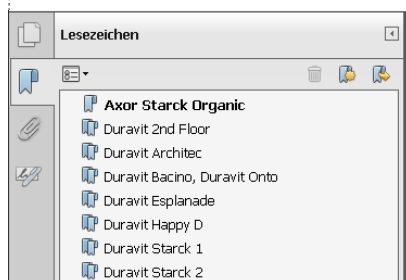
✓ = Kombination empfohlen | ● = Hahnloch durchgestochen | ○ = Hahnloch vorgestochen | ⊕ = ohne Hahnloch

Der ComfortZone Test wurde mit dem Brausestrahl (Normalposition 3,5 l/min) durchgeführt. Bei Verwendung der Boostposition (5 l/min) kann es vermehrt zu Wasserspitzen kommen. Alle Angaben in mm.

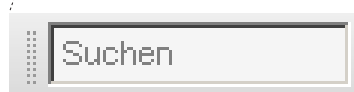
Geprüfte, empfohlene Kombinationen

Montagemaße für verschiedene Einbausituationen

Erläuterungen Waschbeckentyp



Mit dem angelegten **Inhaltsverzeichnis** gelangen Sie einfach zur gewünschten Keramiklinie.



Wenn Sie nach einer bestimmten Artikelnummer oder einem Produktnamen von Armatur oder Waschbecken suchen, nutzen Sie das **Suchfeld** (Tastenkombination: Strg+f). So finden Sie schnell das gewünschte Produkt.

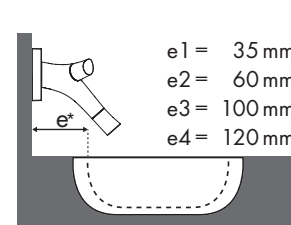
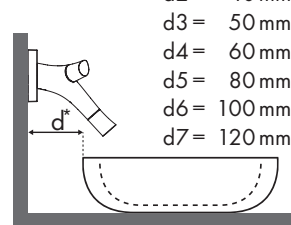
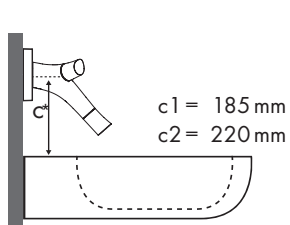
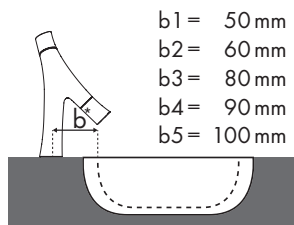
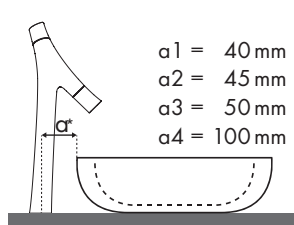
Welche Axor Starck Organic Armatur passt zu welchem Waschbecken?

Axor

Axor Urquiola 				
		427 x 511	625 x 408	625 x 399
		⊗	⊗	⊗
Axor Starck Organic 		# 11301000	# 11300000	# 11302000
	# 12013000	✓ a3	✓ a3	
	# 12015000	✓ c _{d6} ²	✓ c _{d6} ²	✓ c2

Axor Massaud 			
		600 mm	800 mm
		⊗	⊗
Axor Starck Organic 		# 42305000	# 42300000
	# 12013000	✓ a3	✓ a3
	# 12015000	✓ c _{d6} ²	✓ c _{d6} ²

Legende



✓ = Kombination empfohlen | ● = Hahnloch durchgestochen | ○ = Hahnloch vorgestochen | ⊗ = ohne Hahnloch



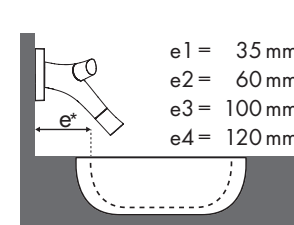
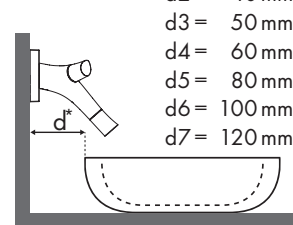
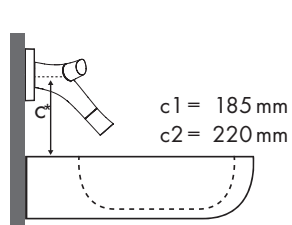
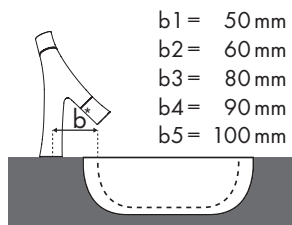
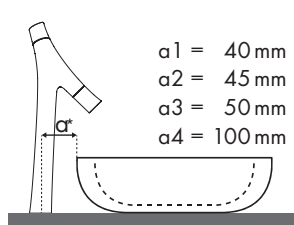
Welche Axor Starck Organic Armatur passt zu welchem Waschbecken?

Burgbad

Axor Starck Organic		Bel		1210x487		710x405		910x405		910x545		1310x545	
		●	⊗	●	⊗	●	⊗	●	⊗	●	⊗	●	⊗
	#12014000	✓		✓		✓		✓		✓		✓	
	#12010000	✓		✓		✓		✓		✓		✓	
	#12011000	✓		✓		✓		✓		✓		✓	
	#12015000		✓c2		✓c2		✓c2		✓c2		✓c2		✓c2

* = Waschbecken ohne Hahnloch auf Anfrage

Legende



✓ = Kombination empfohlen | ● = Hahnloch durchgestochen | ○ = Hahnloch vorgestochen | ⊗ = ohne Hahnloch



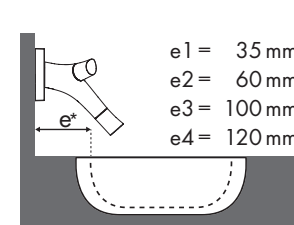
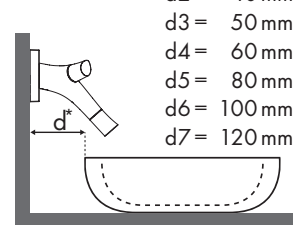
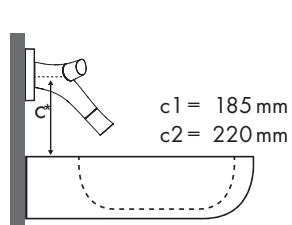
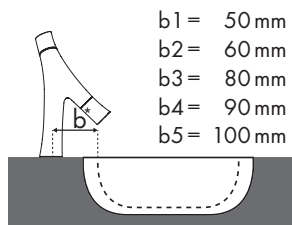
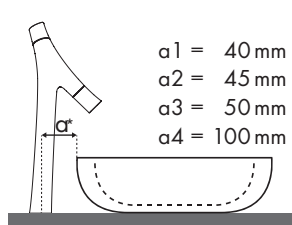
Welche Axor Starck Organic Armatur passt zu welchem Waschbecken?

Burgbad

Cala									
		605 x 550		905 x 550		1205 x 550		1505 x 550	
		●	⊗	● ●	⊗ ⊗ ⊗	● ● ●	⊗ ⊗ ⊗	●	⊗
Axor Starck Organic		#WTU060M	#WTU060M*	#WTU099M #WTU096A	#WTU099M* #WTU096A*	#WTU120M #WTU122M #WTU123A	#WTU120M* #WTU122M* #WTU123A*	#WTU150M	#WTU150M*
	# 12014000	✓		✓		✓		✓	
	# 12010000	✓		✓		✓		✓	
	# 12011000	✓		✓		✓		✓	
	# 12015000		✓ c2		✓ c2		✓ c2		✓ c2

* = Waschbecken ohne Hahnloch auf Anfrage

Legende



✓ = Kombination empfohlen | ● = Hahnloch durchgestochen | ○ = Hahnloch vorgestochen | ⊗ = ohne Hahnloch



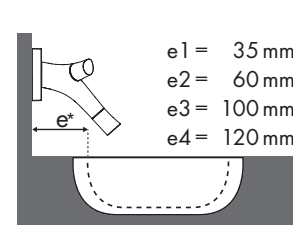
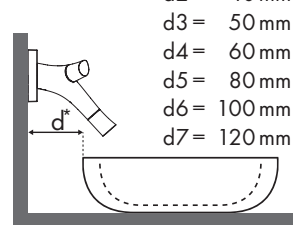
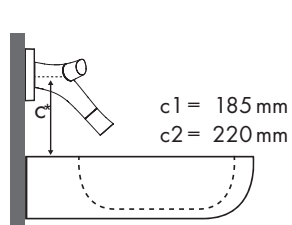
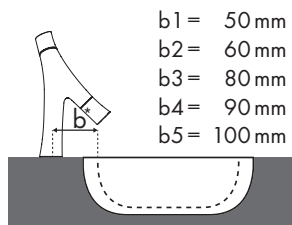
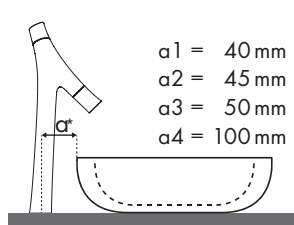
Welche Axor Starck Organic Armatur passt zu welchem Waschbecken?

Burgbad

Crono 1.0 Axor Starck Organic								
	810 x 500		1210 x 500		1610 x 500		2010 x 500	
	●	⊗	● ●	⊗ ⊗ ⊗	●	⊗	●	⊗
	#MES9065	#MES9065*	#MES1265 #MES1266	#MES1265* #MES1266*	#MES1665	#MES1665*	#MDS2065	#MDS2065*
	#12014000	✓		✓		✓		✓
	#12010000	✓		✓		✓		✓
	#12011000	✓		✓		✓		✓
	#12015000		✓c2		✓c2		✓c2	

* = Waschbecken ohne Hahnloch auf Anfrage

Legende



✓ = Kombination empfohlen | ● = Hahnloch durchgestochen | ○ = Hahnloch vorgestochen | ⊗ = ohne Hahnloch



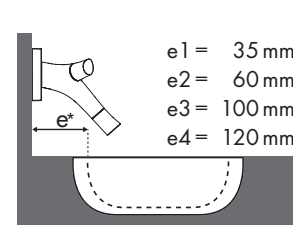
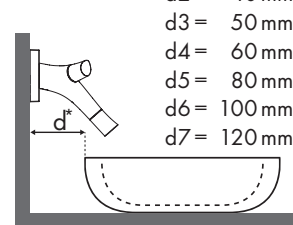
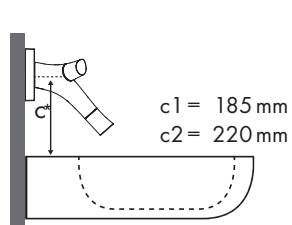
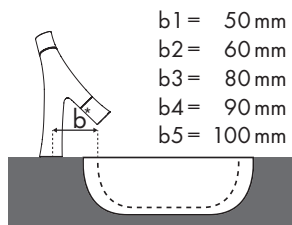
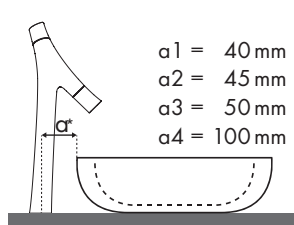
Welche Axor Starck Organic Armatur passt zu welchem Waschbecken?

Burgbad

Max 1 Axor Starck Organic					
		906 x 506		1206 x 531	
		● ● #KBAC091 #KBAD091	⊗ ⊗ #KBAC091* #KBAD091*	● #KBAD121	⊗ #KBAD121*
	# 12014000	✓		✓	
	# 12010000	✓		✓	
	# 12011000	✓		✓	
	# 12015000		✓ c2		✓ c2

* = Waschbecken ohne Hahnloch auf Anfrage

Legende

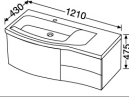





✓ = Kombination empfohlen | ● = Hahnloch durchgestochen | ○ = Hahnloch vorgestochen | ⊗ = ohne Hahnloch



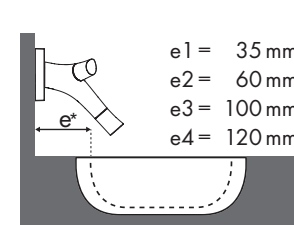
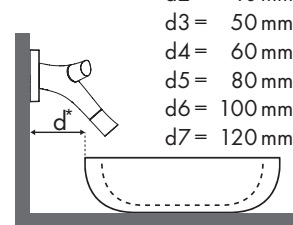
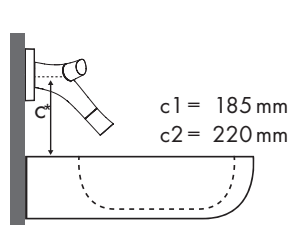
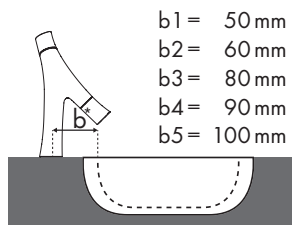
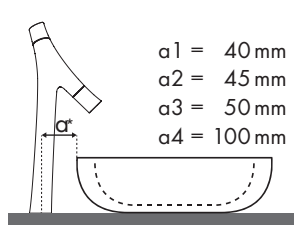
Welche Axor Starck Organic Armatur passt zu welchem Waschbecken?

Burgbad

Sinea Axor Starck Organic			
		1210 x 490	
		●	⊗
		#WTU121E	#WTU121E *
	# 12014000	✓	
	# 12010000	✓	
	# 12011000	✓	
	# 12015000		✓c2

* = Waschbecken ohne Hahnloch auf Anfrage

Legende











✓ = Kombination empfohlen | ● = Hahnloch durchgestochen | ○ = Hahnloch vorgestochen | ⊗ = ohne Hahnloch

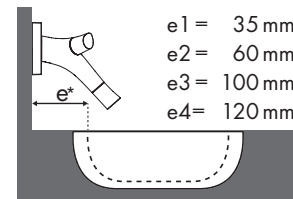
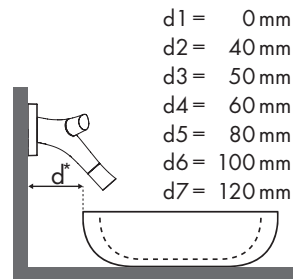
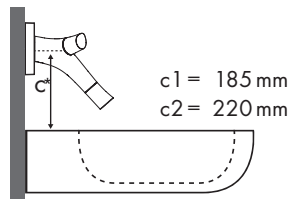
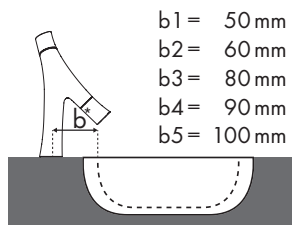
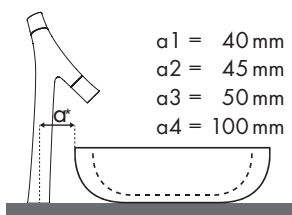


Welche Axor Starck Organic Armatur passt zu welchem Waschbecken?

Duravit

2nd Floor							
		525 x 350	600 x 430	700 x 460	800 x 500	1200 x 505	580 x 415
		⊗	● ●	● ●	● ●	● ●	⊗ ⊗
Axor Starck Organic		#031653..00	#049160..00 #049160..27	#049170..00 #049170..27	#049180..00 #049180..27	#049112..00 #049112..27	#031758..00 #031758..29
	# 12014000	✓ b3					
	# 12010000	✓ b4	✓	✓	✓	✓	
	# 12011000	✓ b4	✓	✓	✓	✓	
	# 12012000						✓ a3
	# 12015000	✓ c2 e3					✓ c2 d6

Legende





















✓ = Kombination empfohlen | ● = Hahnloch durchgestochen | ○ = Hahnloch vorgestochen | ⊗ = ohne Hahnloch

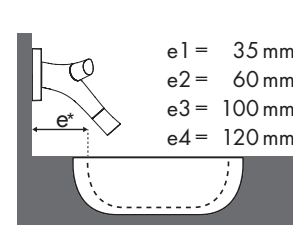
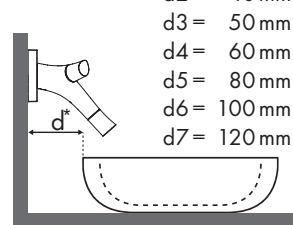
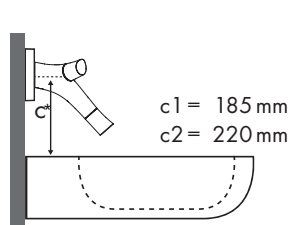
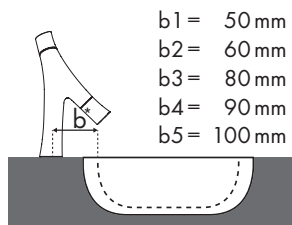
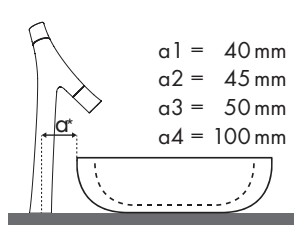


Welche Axor Starck Organic Armatur passt zu welchem Waschbecken?

Duravit

Architec															
		Ø 275	Ø 325	Ø 375	Ø 400	Ø 420	Ø 450	Ø 500	420 x 420	450 x 450	450 x 450	500 x 500	575 x 520	575 x 520	575 x 520
Axor Starck Organic		# 031927..00 ⊗	# 031932..00 ⊗	# 031937..00 ⊗	# 031840..00 ⊗ # 046840..00 ⊗ # 046840..22 ⊗	# 031942..00 ⊗	# 031845..00 ⊗	# 031850..00 ⊗	# 032042..08 ● # 032042..09 ●	# 032045..00 ⊗	# 032045..08 ● # 032045..09 ●	# 032050..08 ● # 032050..09 ●	# 044958..00 ○	# 044958..08 ● # 044958..09 ●	# 045058..00 ○
			# 12014000	✓ b2	✓ b2						✓				
	# 12010000	✓ b2	✓ b2		✓ a3				✓						✓
	# 12011000	✓ b2	✓ b2	✓ b2	✓ a3	✓ b1	✓ a3	✓		✓	✓	✓	✓	✓	✓
	# 12012000					✓ b1	✓ a3	✓ a3							
	# 12015000	✓ c2 e4					✓ c2 d4	✓ c2 d6		✓ c2 d5			✓ c2 d1		✓ c2 d1

Legende



✓ = Kombination empfohlen | ● = Hahnloch durchgestochen | ○ = Hahnloch vorgestochen | ⊗ = ohne Hahnloch

Welche Axor Starck Organic Armatur passt zu welchem Waschbecken?

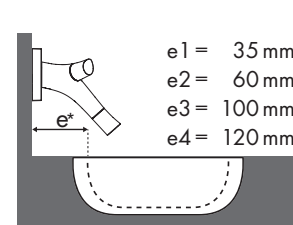
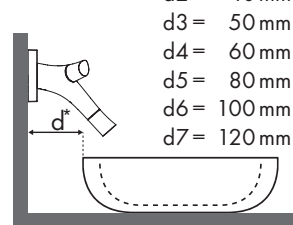
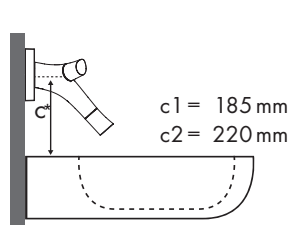
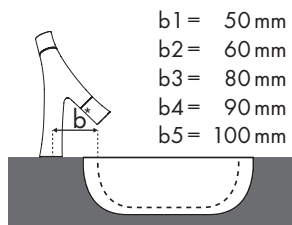
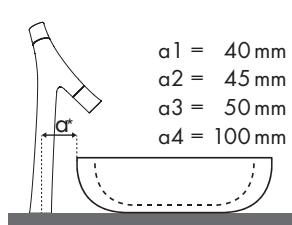
Duravit

Bacino				
		Ø 420	420 x 420	550 x 420
Axor Starck Organic		⊗ # 032542..00	⊗ # 033342..00	⊗ # 033452..00
	# 12013000	✓ a3	✓ a3	✓ a3
	# 12015000	✓ c2 d6	✓ c2 d5	✓ c2 d5

Duravit

Onto				
		Ø 430	Ø 335	450 x 335
Axor Starck Organic		⊗ # 262943..28	● # 263052..30	● # 263152..30
	# 12014000		✓	✓
	# 12010000		✓	✓
	# 12011000	✓ a1	✓	✓
	# 12012000	✓ a1	✓	✓
	# 12015000	✓ c2 d5		

Legende



✓ = Kombination empfohlen | ● = Hahnloch durchgestochen | ○ = Hahnloch vorgestochen | ⊗ = ohne Hahnloch



Welche Axor Starck Organic Armatur passt zu welchem Waschbecken?

Duravit

Esplanade			
		Möbelwaschtisch 600	Möbelwaschtisch 850
Axor Starck Organic		# 262260.00 ●	# 262285.00 ●
	# 12014000	✓	✓
	# 12010000	✓	✓
	# 12011000	✓	✓
	# 12012000	✓	✓

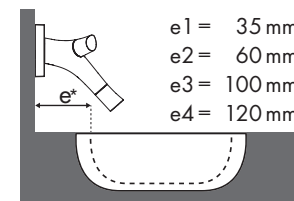
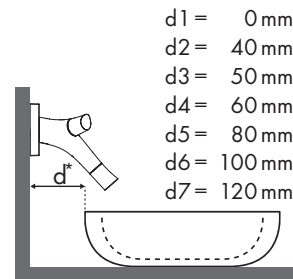
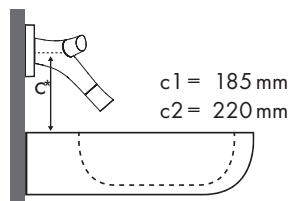
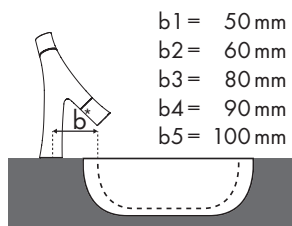
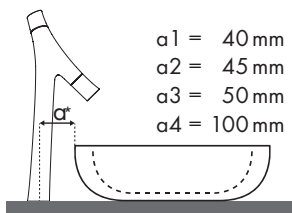


262260.00 ●



262285.00 ●

Legende



✓ = Kombination empfohlen | ● = Hahnloch durchgestochen | ○ = Hahnloch vorgestochen | ⊗ = ohne Hahnloch

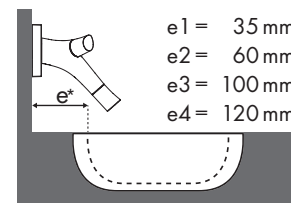
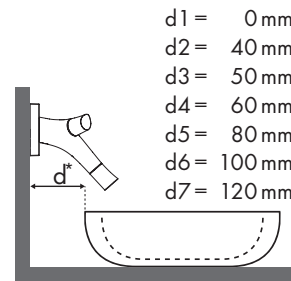
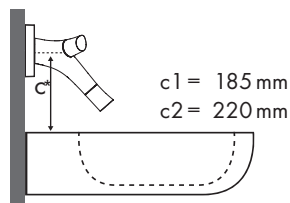
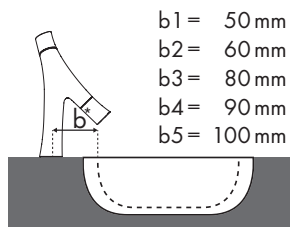
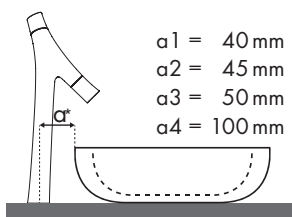


Welche Axor Starck Organic Armatur passt zu welchem Waschbecken?

Duravit

Happy D.									
		480 x 345	600 x 480	650 x 520	750 x 525	800 x 525	400 x 400	600 x 400	
		# 045748..00 ⊗	# 041760..00 ● # 041760..27 ●	# 041765..00 ● # 041765..27 ●	# 041765..60 ⊗	# 041775..00 ● # 041775..27 ●	# 041780..00 ● # 041780..27 ●	# 041780..60 ⊗	# 045840..28 ⊗
	# 12014000	✓ b2	✓	✓		✓	✓		
	# 12010000	✓ b3	✓	✓		✓	✓		
	# 12011000	✓ b3	✓	✓		✓	✓		
	# 12012000							✓ a1	✓ a1
	# 12013000							✓ a3	✓ a3
	# 12015000	✓ c2 e4			✓ d1		✓ d1	✓ d6	✓ d6

Legende



✓ = Kombination empfohlen | ● = Hahnloch durchgestochen | ○ = Hahnloch vorgestochen | ⊗ = ohne Hahnloch

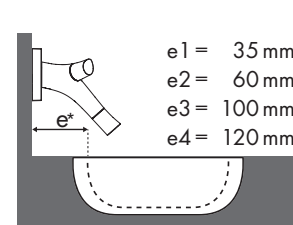
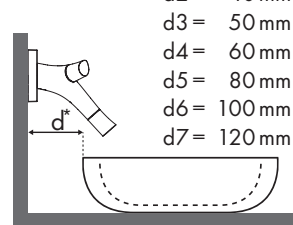
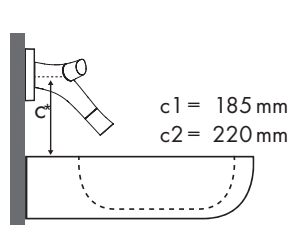
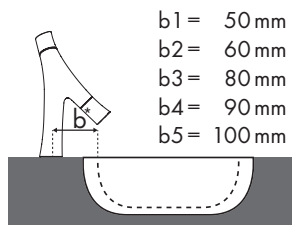
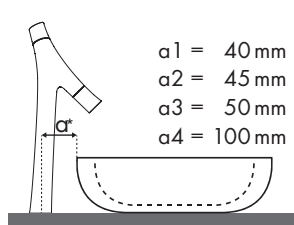


Welche Axor Starck Organic Armatur passt zu welchem Waschbecken?

Duravit

Starck 1													
		Ø 535	Ø 570	750 x 545	900 x 550	Ø 470	470 x 470	Ø 330	Ø 530	Ø 460	Ø 530	705 x 520	705 x 520
Axor Starck Organic		● #040753..00	● #040557..00	● #040575..00	● #040590..00	⊗ #038647..70 ⊗ #038647..28	⊗ #038747..70 ⊗ #038747..28	⊗ #040833..00	⊗ #040853..00	⊗ #044546..00	⊗ #044753..00	⊗ #230370..70	● #230370..00
	# 12010000	✓	✓	✓	✓								
	# 12011000	✓	✓	✓	✓								
	# 12012000	✓	✓	✓	✓								✓
	# 12013000					✓ a3	✓ a3		✓ a1	✓ a3	✓ a2		✓
	# 12015000					✓ d4	✓ d3	✓ d7		✓ d6	✓ d6	✓ d7	

Legende
















✓ = Kombination empfohlen | ● = Hahnloch durchgestochen | ○ = Hahnloch vorgestochen | ⊗ = ohne Hahnloch

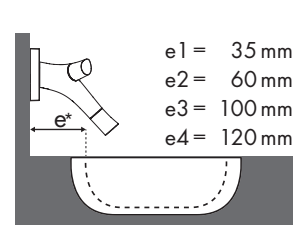
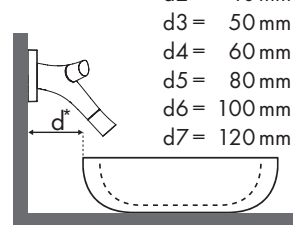
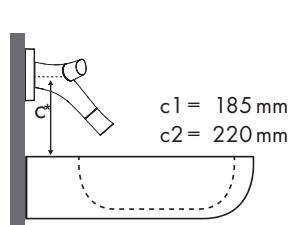
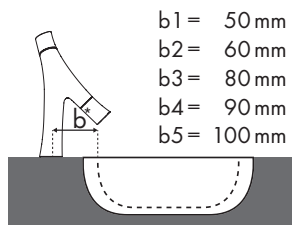
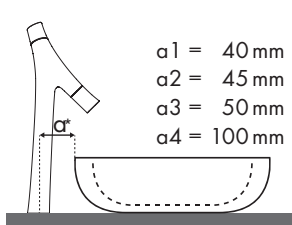


Welche Axor Starck Organic Armatur passt zu welchem Waschbecken?

Duravit

Starck 2 Axor Starck Organic										
		500 x 410	550 x 470	600 x 500	650 x 510	Ø 475	550 x 500	600 x 500	650 x 500	440 x 400
		●	● ● ●	●	●	●	●	●	●	●
	# 12014000	✓	✓	✓	✓	✓	✓	✓	✓	
	# 12010000	✓	✓	✓	✓	✓	✓	✓	✓	
	# 12011000	✓	✓	✓	✓	✓	✓	✓	✓	
	# 12012000									✓ ^{a3}
	# 12015000									✓ ^{c2} d6

Legende



✓ = Kombination empfohlen | ● = Hahnloch durchgestochen | ○ = Hahnloch vorgestochen | ⊗ = ohne Hahnloch

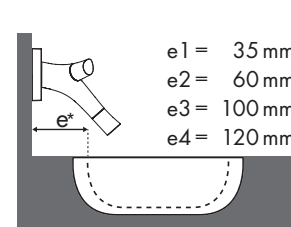
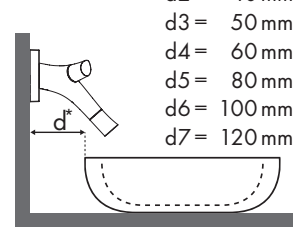
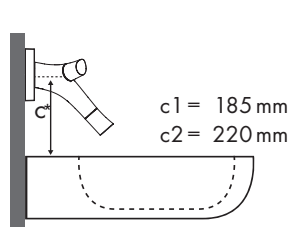
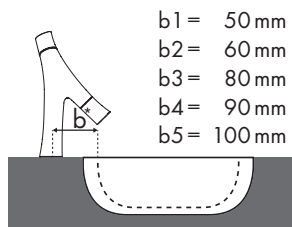
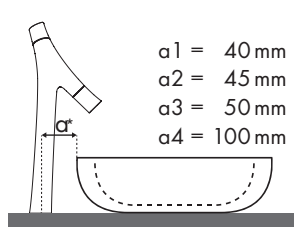


Welche Axor Starck Organic Armatur passt zu welchem Waschbecken?

Duravit

Starck 3				
		500 x 260	490 x 365	650 x 485
		○	● ●	●
Axor Starck Organic		#075150..00	#030249..00 #030256..00	#030065..00
	#12014000	✓	✓	✓
	#12010000	✓	✓	✓
	#12011000	✓	✓	✓
	#12012000			✓

Legende
















✓ = Kombination empfohlen | ● = Hahnloch durchgestochen | ○ = Hahnloch vorgestochen | ⊗ = ohne Hahnloch

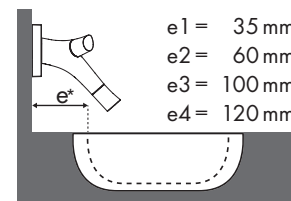
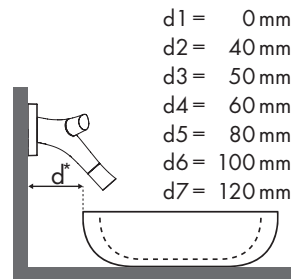
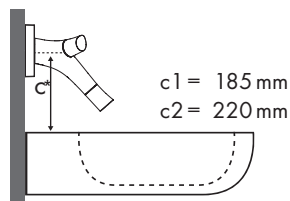
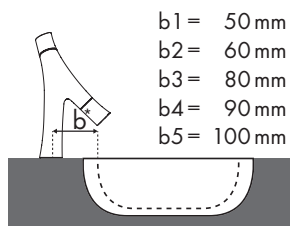
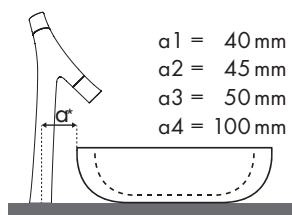


Welche Axor Starck Organic Armatur passt zu welchem Waschbecken?

Duravit

Vero																						
		250 x 450	500 x 250		485 x 315	595 x 465	550 x 465	850 x 490	1050 x 490	1250 x 490	600 x 470				800 x 470		1000 x 470		1200 x 470		500 x 380	600 x 380
		●	● ● ● ○	● ● ● ○	⊗ ⊗	● ⊗	● ⊗	●	●	●	●	● ●	● ●	⊗ ⊗	⊗ ⊗	● ●	● ●	⊗ ⊗	⊗ ⊗	● ●	● ●	⊗
Axor Starck Organic		# 070225..00	# 070350..08 # 070350..09	# 070350..00 ○	# 033048..00 # 033048..22	# 045260..00 # 045260..60	# 031555..00	# 032985..00	# 032910..00	# 032912..00	# 045460..00 # 045460..27	# 045460..60 # 045460..28	# 045460..41 # 045460..70	# 045480..00 # 045480..27	# 045480..60 # 045480..28	# 045410..00 # 045410..27	# 045410..60 # 045410..28	# 045412..00 # 045412..27	# 045412..60 # 045412..28	# 045550..00	# 045560..00	
	# 12014000	✓	✓	✓	✓ b2	✓	✓	✓	✓	✓	✓			✓								
	# 12010000				✓ b2	✓	✓	✓	✓	✓	✓			✓		✓		✓				
	# 12011000				✓ b2	✓	✓	✓	✓	✓	✓	✓		✓		✓		✓				
	# 12012000				✓ b2	✓	✓	✓	✓	✓	✓	✓		✓		✓		✓		✓ a3	✓ a3	
	# 12013000																			✓ a3	✓ a3	
	# 12015000				✓ e3 c2	✓ d2						✓ d1	✓ d1	✓ d1	✓ d1	✓ d1	✓ d1	✓ d1	✓ d1	✓ d6	✓ d6	

Legende



✓ = Kombination empfohlen | ● = Hahnloch durchgestochen | ○ = Hahnloch vorgestochen | ⊗ = ohne Hahnloch

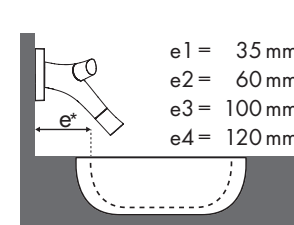
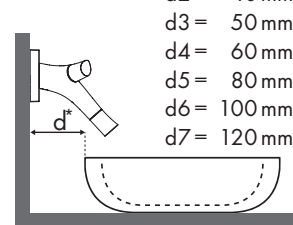
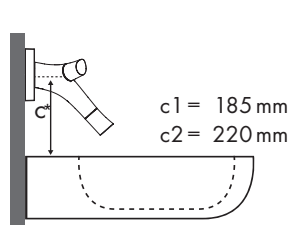
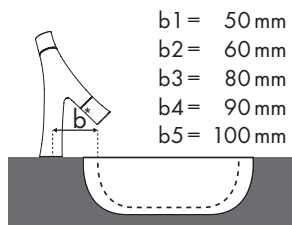
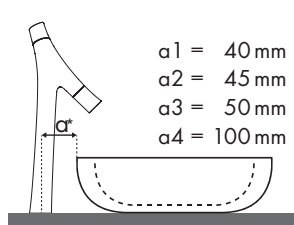


Welche Axor Starck Organic Armatur passt zu welchem Waschbecken?

Ideal Standard

SimplyU Axor Starck Organic				
		650 x 500	650 x 500	550 x 355
		●	○	⊗
	#12014000	✓		
	#12010000	✓		
	#12011000	✓		
	#12013000			✓ ^{a3}
	#12015000		✓ ^{c2} d1	✓ ^{c2} d6

Legende



✓ = Kombination empfohlen | ● = Hahnloch durchgestochen | ○ = Hahnloch vorgestochen | ⊗ = ohne Hahnloch

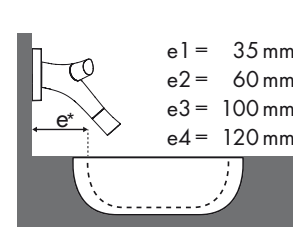
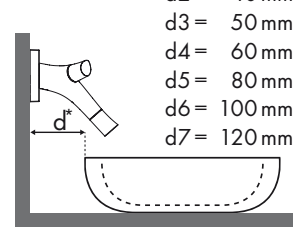
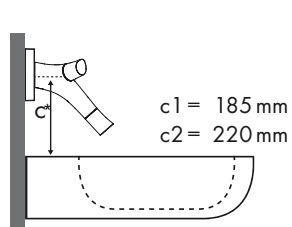
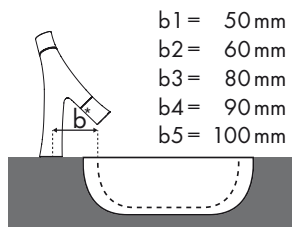
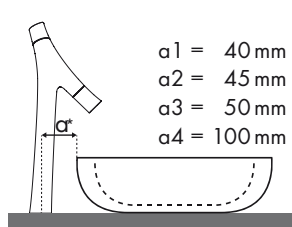


Welche Axor Starck Organic Armatur passt zu welchem Waschbecken?

Keramag

500 by Antonio Citterio		
	520 x 500	700 x 500
Axor Starck Organic	●	●
	# 223 152	# 223 170
	○	○
	# 12014000	✓ ✓
	# 12010000	✓ ✓
	# 12011000	✓ ✓

Legende



✓ = Kombination empfohlen | ● = Hahnloch durchgestochen | ○ = Hahnloch vorgestochen | ⊗ = ohne Hahnloch



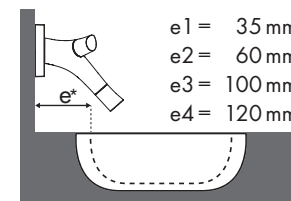
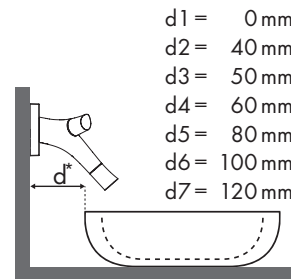
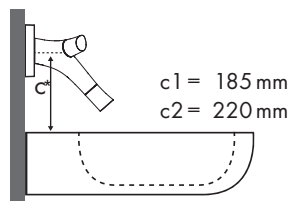
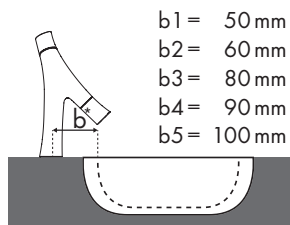
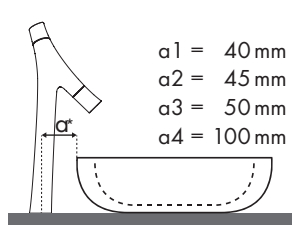
Welche Axor Starck Organic Armatur passt zu welchem Waschbecken?

Keramag

Citterio				
		600 x 500	900 x 500	560 x 400
Axor Starck Organic		● # 123560	● # 123590	⊗ # 123555 ⊗ # 123655
	# 12014000	✓*	✓*	
	# 12010000	✓*	✓*	
	# 12011000	✓	✓	
	# 12013000			✓ ^{a3}
	# 12015000			✓ ^{c2} d3

* = in Kombination mit Geberit Clou o.ä. System.

Legende










✓ = Kombination empfohlen | ● = Hahnloch durchgestochen | ○ = Hahnloch vorgestochen | ⊗ = ohne Hahnloch

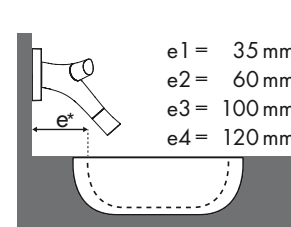
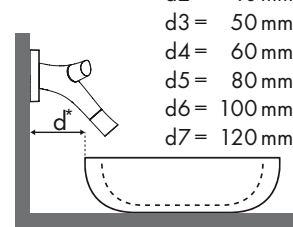
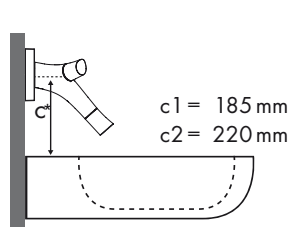
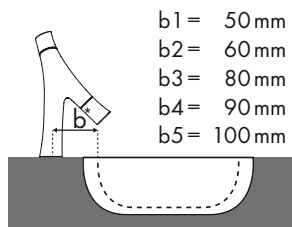
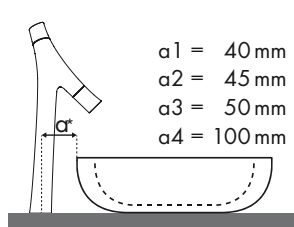


Welche Axor Starck Organic Armatur passt zu welchem Waschbecken?

Keramag

iCon Axor Starck Organic					
		500x485	600x485	750x485	900x485
		● ● #124050 #124150	● ○ #124060 #124063	●	● ○ #124090 #124093
	#12014000	✓	✓	✓	✓
	#12010000	✓	✓	✓	✓
	#12011000	✓	✓	✓	✓
	#12015000			✓ ^{d1}	✓ ^{d1}

Legende

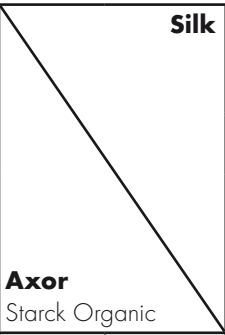









✓ = Kombination empfohlen | ● = Hahnloch durchgestochen | ○ = Hahnloch vorgestochen | ⊗ = ohne Hahnloch

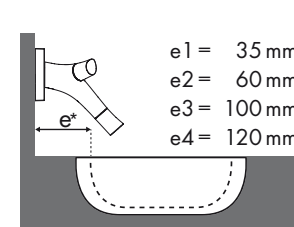
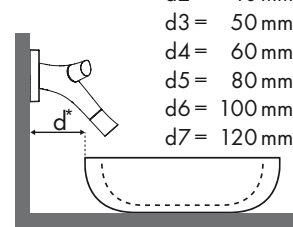
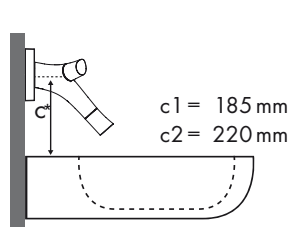
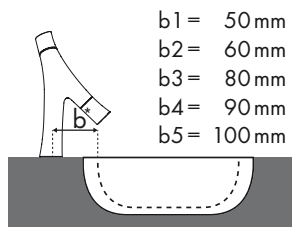
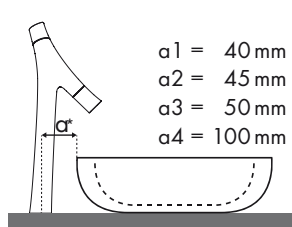


Welche Axor Starck Organic Armatur passt zu welchem Waschbecken?

Keramag

 Silk Axor Starck Organic					
		600 x 470	800 x 470	1000 x 470	1200 x 470
		● # 121660	● # 121680	● # 121600	⊗ # 121625
	# 12014000	✓	✓	✓	
	# 12010000	✓	✓	✓	
	# 12011000	✓	✓	✓	
	# 12015000				✓ ^{c2} _{d1}

Legende












✓ = Kombination empfohlen | ● = Hahnloch durchgestochen | ○ = Hahnloch vorgestochen | ⊗ = ohne Hahnloch



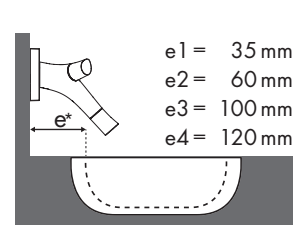
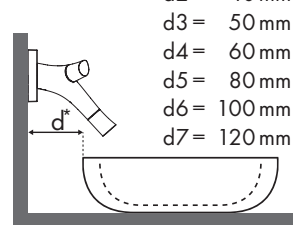
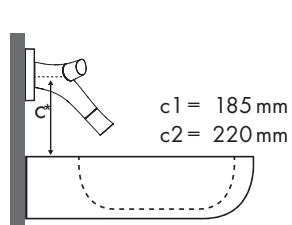
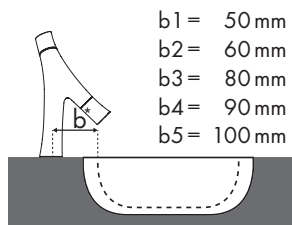
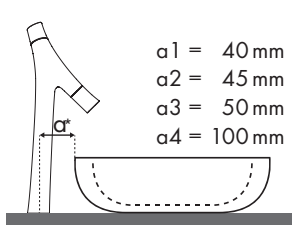
Welche Axor Starck Organic Armatur passt zu welchem Waschbecken?

Laufen

Palomba Collection										
		600 x 500		650 x 500		510 x 510		580 x 480		900 x 420
		● #810803/104 ● #812804/104	⊗ #810803/109 ⊗ #812804/109	● #810804/104 ● #812805/104	⊗ #810804/109 ⊗ #812805/109	● #812801/111 ● #812802/111	⊗ #812801/112 ⊗ #812802/112	● #813801/111 ● #813801/113 ● #813801/114	● #813802/111 ● #813802/113 ● #813802/114	⊗ #816801/112
	# 12014000	✓		✓				✓*	✓*	
	# 12010000	✓		✓				✓*	✓*	
	# 12011000	✓		✓		✓		✓	✓	
	# 12013000									✓ ^{a3}
	# 12015000		✓ ^{d1}		✓ ^{d1}		✓ ^{d2}			✓ ^{d6}

* = in Kombination mit Geberit Clou o.ä. System.

Legende



✓ = Kombination empfohlen | ● = Hahnloch durchgestochen | ○ = Hahnloch vorgestochen | ⊗ = ohne Hahnloch

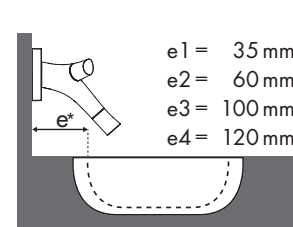
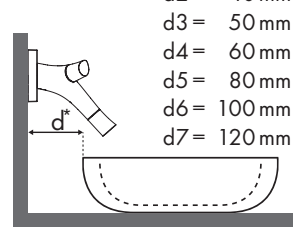
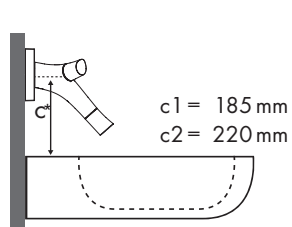
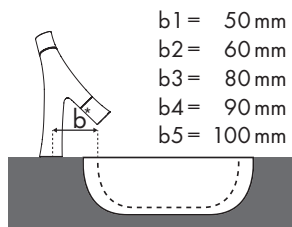
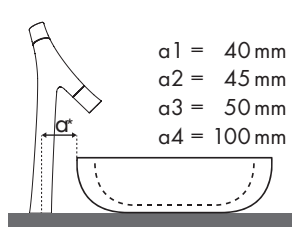


Welche Axor Starck Organic Armatur passt zu welchem Waschbecken?

Laufen

Laufen Pro									
		525 x 400	600 x 400	600 x 380		850 x 480	1050 x 480		600 x 400
		#811961/109 ⊗ #811961/155 ⊗	#811969/109 ⊗ #811969/155 ⊗	● #812953/104 ● #812953/156 ⊗ #812953/109 ⊗ #812953/142	● #813956/104 ⊗ #813956/109	● #813958/104 ⊗ #813958/109	⊗ #816952/112		
	#12014000	✓ b2	✓ b2	✓			✓	✓	
	#12010000	✓ b2	✓ b2	✓			✓	✓	
	#12011000	✓ b2	✓ b2	✓	✓		✓	✓	
	#12012000								✓ a3
	#12013000								✓ a3
	#12015000	✓ c2 e2	✓ c2 e2		✓ d2	✓ d2	✓ d1	✓ d1	✓ c2 d6

Legende









✓ = Kombination empfohlen | ● = Hahnloch durchgestochen | ○ = Hahnloch vorgestochen | ⊗ = ohne Hahnloch

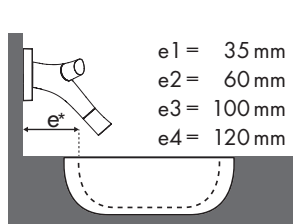
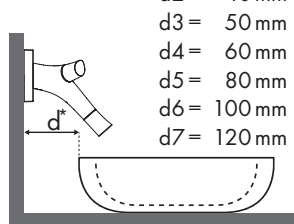
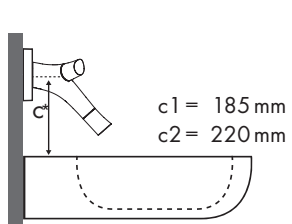
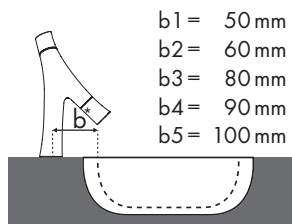
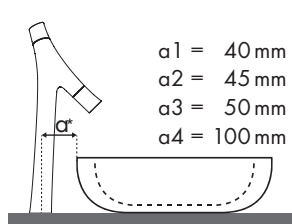


Welche Axor Starck Organic Armatur passt zu welchem Waschbecken?

Roca

Element			
		600 x 505	600 x 505
Axor Starck Organic		● # 7327571000	○ # 7327570000
	# 12014000	✓	
	# 12010000	✓	
	# 12011000	✓	
	# 12012000	✓	
	# 12015000		✓ d1

Legende



✓ = Kombination empfohlen | ● = Hahnloch durchgestochen | ○ = Hahnloch vorgestochen | ⊗ = ohne Hahnloch

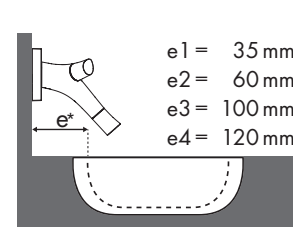
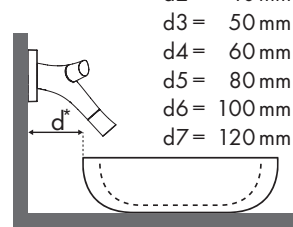
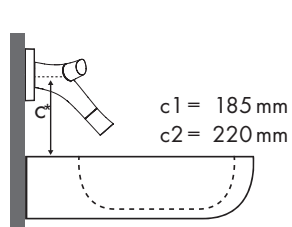
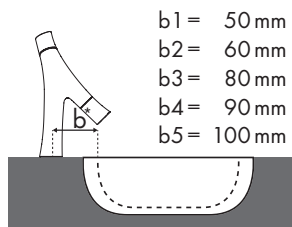
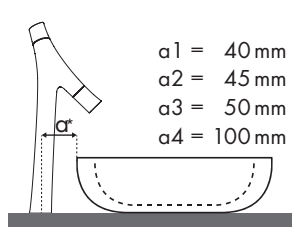


Welche Axor Starck Organic Armatur passt zu welchem Waschbecken?

Roca

Khroma Axor Starck Organic			
		750 x 400	400 x 400
		#7327655000 ⊗	⊗ #7327654000 ⊗ #732765G00U ⊗ #732765S00U ⊗ #732765H00U ⊗ #732765U00U
	# 12012000		✓ a1
	# 12013000	✓ a1	✓ a1
	# 12015000	✓ c2 d3	✓ c2 d3

Legende



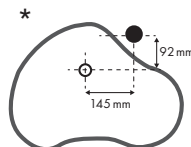
✓ = Kombination empfohlen | ● = Hahnloch durchgestochen | ○ = Hahnloch vorgestochen | ⊗ = ohne Hahnloch



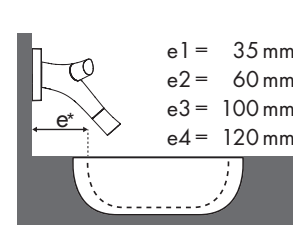
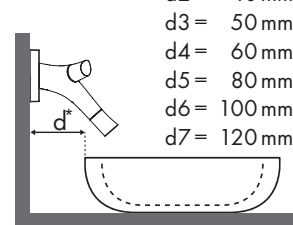
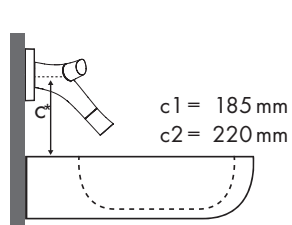
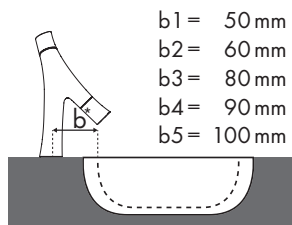
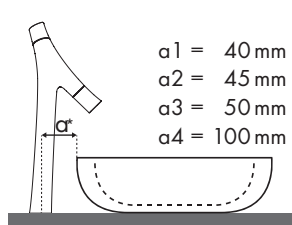
Welche Axor Starck Organic Armatur passt zu welchem Waschbecken?

Roca

Axor Starck Organic		Urbi			
		Ø 450	650 x 400	600 x 400	550 x 400
		# 7327225000 ⊗	# 7327229000 ⊗	# 7327227000 ⊗	# 732722A000 ⊗
	# 12012000			✓ Abstand Mitte Ablauf bis Mitte Armatur 235 mm	✓*
	# 12013000	✓ a3	✓ a3		✓*
	# 12015000	✓ c2 d6	✓ c2 d6	✓ c2 d6	✓ c2 d6



Legende



✓ = Kombination empfohlen | ● = Hahnloch durchgestochen | ○ = Hahnloch vorgestochen | ⊗ = ohne Hahnloch

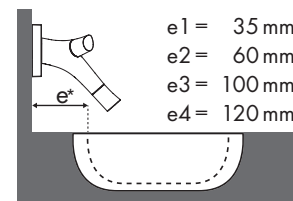
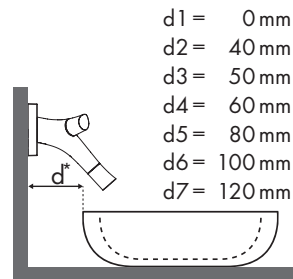
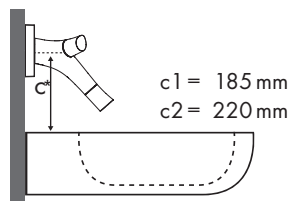
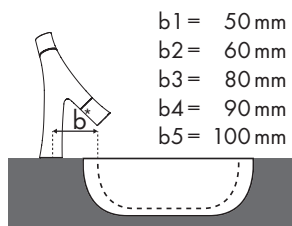
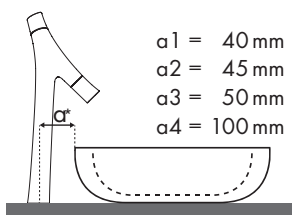


Welche Axor Starck Organic Armatur passt zu welchem Waschbecken?

Villeroy & Boch

Loop & Friends													
		380 x 380		405 x 405		Ø 430		Ø 450		450 x 320		585 x 380	
		# 5149 00 XX ⊗	# 5149 01 XX ⊗	# 6156 10 XX ⊗	# 6156 11 XX ⊗	# 5144 00 XX ⊗	# 5144 01 XX ⊗	# 6140 45 XX ⊗	# 6141 45 XX ⊗	# 6155 00 XX ⊗	# 6155 01 XX ⊗	# 5151 00 XX ⊗	# 5151 01 XX ⊗
	# 12010000			✓a3							✓a1		
	# 12011000			✓a3	✓a3						✓a1	✓a1	
	# 12012000	✓a1	✓a1	✓a3	✓a3	✓a1	✓a1	✓a3	✓a3				✓a3
	# 12015000	✓c2 d4	✓c2 d4	✓c2 d6	✓c2 d6	✓c2 d6	✓c2 d6	✓c2 d6	✓c2 d6	✓c2 d7	✓c2 d7	✓c2 d6	✓c2 d6

Legende








✓ = Kombination empfohlen | ● = Hahnloch durchgestochen | ○ = Hahnloch vorgestochen | ⊗ = ohne Hahnloch










Welche Axor Starck Organic Armatur passt zu welchem Waschbecken?

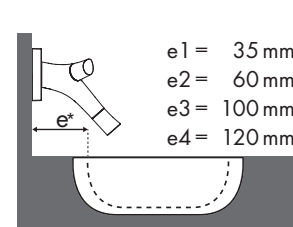
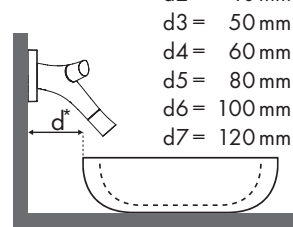
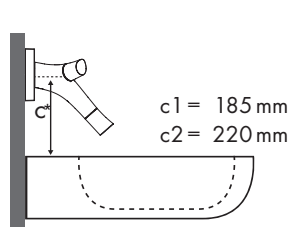
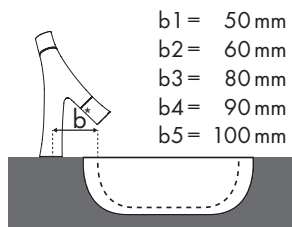
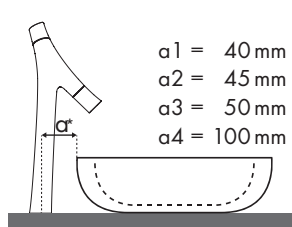
Villeroy & Boch

 Pure Stone			
		535 x 540	600 x 625
		●	●
Axor Starck Organic		# 5172 51 XX	# 5172 61 XX
	# 12011000	✓	✓
	# 12012000	✓	✓

Villeroy & Boch

 My Nature				
		450 x 450	610 x 360	810 x 410
		⊗	⊗	⊗
Axor Starck Organic		# 4110 45 XX	# 4110 60 XX	# 4110 80 XX
	# 12012000		✓ ^{a2}	✓ ^{a3}
	# 12013000	✓ ^{a2}		
	# 12015000	✓ ^{c2} _{d6}		✓ ^{c2} _{d7}

Legende



✓ = Kombination empfohlen | ● = Hahnloch durchgestochen | ○ = Hahnloch vorgestochen | ⊗ = ohne Hahnloch

