

Hansgrohe ComfortZone Test

Stilsichere Planung: Finden Sie mit Hilfe des Hansgrohe ComfortZone Tests den passenden Waschtisch für Ihre Axor Citterio E Armatur – und umgekehrt.



Die perfekte Kombination von Armatur und Waschtisch: Ästhetisch optimal aufeinander abgestimmt und technisch geprüft. So lassen sich lästige Wasserspritzer und -flecken rund um den Waschplatz vermeiden.

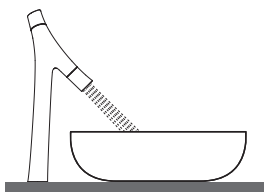


Mit dem **Hansgrohe ComfortZone Test**, einem eigens entwickelten, realitätsnahen Prüfverfahren hat Hansgrohe alle Axor Citterio E Armaturen mit den optisch passenden Waschbecken führender Hersteller getestet. Bei diesem Funktionstest zwischen Armatur und Waschbecken wird der Freiraum unter der Armatur sowie das Spritzverhalten geprüft. Alle geprüften Kombinationen finden Sie unter:

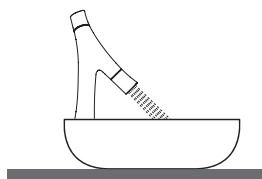
pro.hansgrohe.de/axor-waschtischmatrix

Waschtischtypen

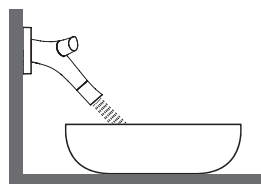
Zu den gängigen Waschtischtypen finden Sie immer die passende Axor Citterio E Armatur. Mit dem Hansgrohe ComfortZone Test erhalten Sie eine umfassende Beratungsunterlage für eine einwandfreie Montage von Waschtischarmatur und Waschbecken für ein komfortables und spritzfreies Händewaschen. Bei dem Hansgrohe ComfortZone Test wurden fünf unterschiedliche Waschtischtypen getestet:



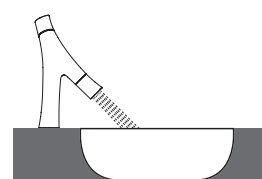
Die Waschschiessel mit Armatur dahinter



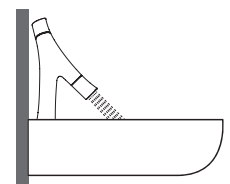
Die Waschschiessel mit Armatur darauf



Die Waschschiessel mit Armatur an der Wand



Das Unterbau- oder Aufsatzbecken mit freistehender Armatur



Das wandhängende Waschbecken mit Armatur darauf

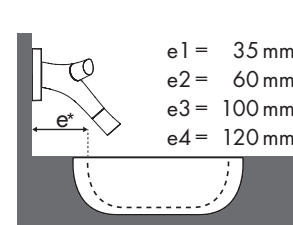
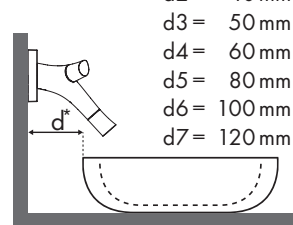
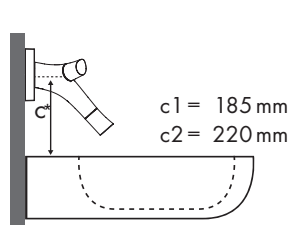
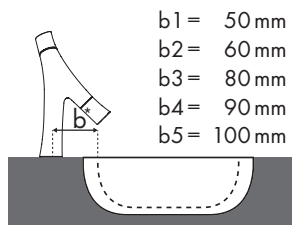
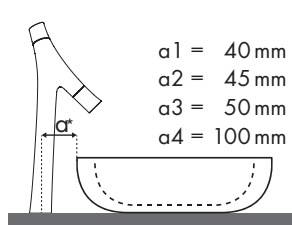
Nutzen Sie jetzt kostenlos die Ergebnisse des Axor Citterio E ComfortZone Tests unter: **pro.hansgrohe.de/axor-waschtischmatrix**

Welche Axor Citterio E Armatur passt zu welchem Waschbecken?

Axor

Bouroullec Axor Citterio E			
		666 x 503	866 x 553
		⊗ # 19942000 ⊗ # 19941000	⊗ # 19944000 ⊗ # 19943000
	# 36100000		
	# 36101000	✓ A1 C30	✓ A1 C34
	# 36102000	✓ A1 C30	✓ A1 C34
	# 36103000	✓ A1 C30	✓ A1 C34
	# 36106000 # 36114000		✓ c2 d1
	# 36107000 # 36115000		✓ c2 d1

Legende







✓ = Kombination empfohlen | ● = Hahnloch durchgestochen | ○ = Hahnloch vorgestochen | ⊗ = ohne Hahnloch

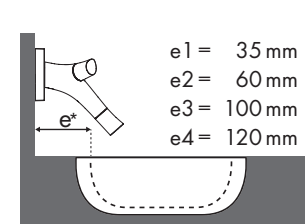
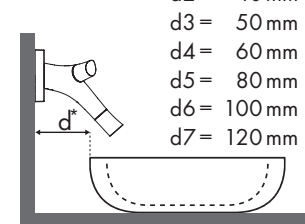
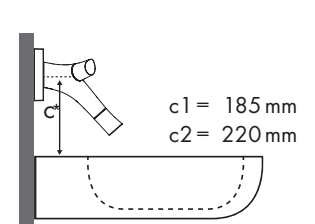
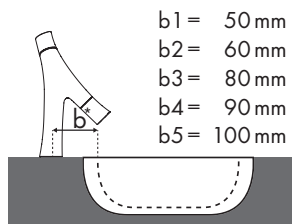
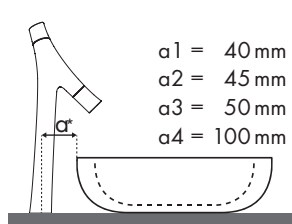


Welche Axor Citterio E Armatur passt zu welchem Waschbecken?

Axor

Massaud 		600	800
		⊗	⊗
		# 42305000	# 42300000
Axor Citterio E			
 # 36104000	✓ a1	✓ a1	
 # 36106000 # 36114000	✓ c2 d3	✓ c2 d3	
 # 36107000 # 36115000	✓ c2 d3	✓ c2 d3	

Legende



✓ = Kombination empfohlen | ● = Hahnloch durchgestochen | ○ = Hahnloch vorgestochen | ⊗ = ohne Hahnloch

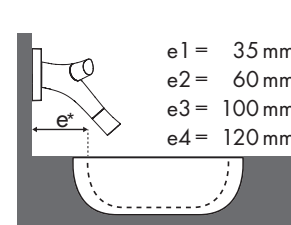
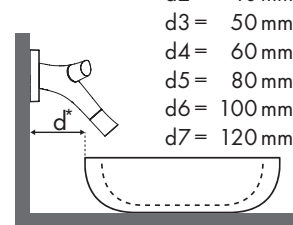
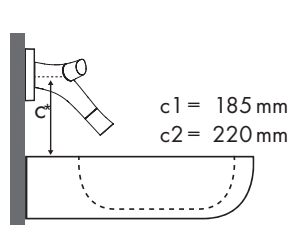
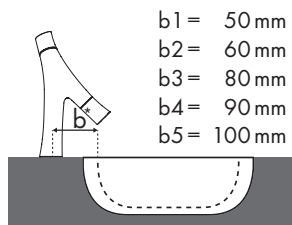
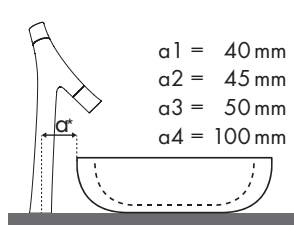


Welche Axor Citterio E Armatur passt zu welchem Waschbecken?

Axor

Urquiola 				
		427 x 511	624 x 408	625 x 399
		⊗ # 11301000	⊗ # 11300000	⊗ # 11302000
Axor Citterio E				
	#36104000	✓ a1	✓ a1	
	#36106000	✓ $\frac{c2}{d4}$	✓ $\frac{c2}{d2}$	✓ $\frac{c1}{d1}$
	#36114000	✓ $\frac{c2}{d4}$	✓ $\frac{c2}{d4}$	✓ $\frac{c2}{d4}$
	#36107000	✓ $\frac{c2}{d4}$	✓ $\frac{c2}{d2}$	✓ $\frac{c1}{d1}$
	#36115000	✓ $\frac{c2}{d4}$	✓ $\frac{c2}{d4}$	✓ $\frac{c2}{d4}$

Legende



✓ = Kombination empfohlen | ● = Hahnloch durchgestochen | ○ = Hahnloch vorgestochen | ⊗ = ohne Hahnloch



Welche Axor Citterio E Armatur passt zu welchem Waschbecken?

Burgbad

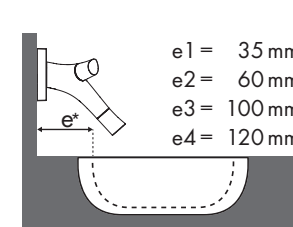
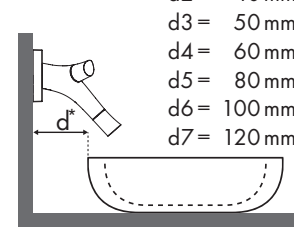
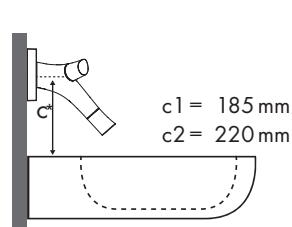
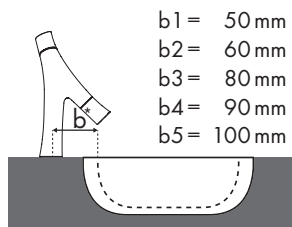
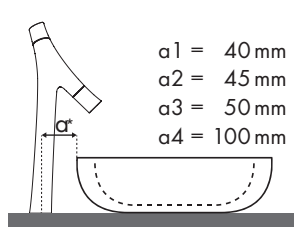
Axor Citterio E		Bel		1210 x 487		710 x 405		610 x 355	
				●		●		○	
				⊗					
	#36101000	✓		✓					
	#36102000	✓		✓				✓	
	#36103000	✓		✓					
	#36104000	✓							
	#36108000 #36116000	✓		✓					

Burgbad

Axor Citterio E		Bel		1210 x 487		710 x 405	
				⊗		⊗	
	#36106000 #36114000	✓ _{d1}	✓ _{d2}				
	#36107000 #36115000	✓ _{d1}	✓ _{d2}				

* = Waschbecken ohne Hahnloch auf Anfrage

Legende



✓ = Kombination empfohlen | ● = Hahnloch durchgestochen | ○ = Hahnloch vorgestochen | ⊗ = ohne Hahnloch



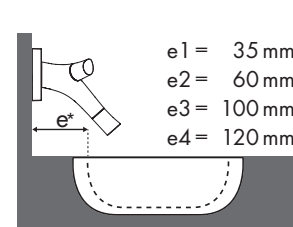
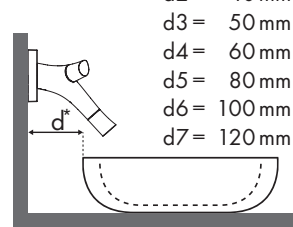
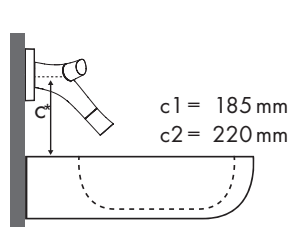
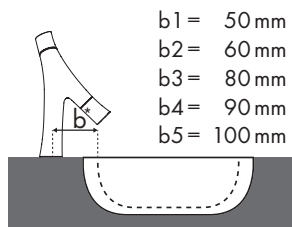
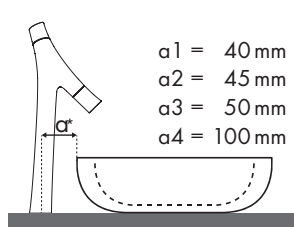
Welche Axor Citterio E Armatur passt zu welchem Waschbecken?

Burgbad

		915 x 550
		#WTU099M
	#36101000	✓
	#36102000	✓
	#36103000	✓
	#36104000	✓
	#36108000 #36116000	✓

		915 x 550
		#WTU099M
	#36106000 #36114000	 \checkmark $\begin{matrix} c2 \\ d1 \end{matrix}$
	#36107000 #36115000	 \checkmark $\begin{matrix} c2 \\ d1 \end{matrix}$

Legende



✓ = Kombination empfohlen | ● = Hahnloch durchgestochen | ○ = Hahnloch vorgestochen | ⊗ = ohne Hahnloch



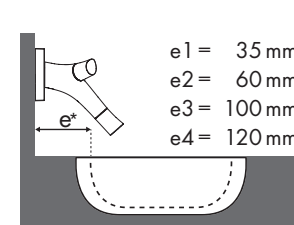
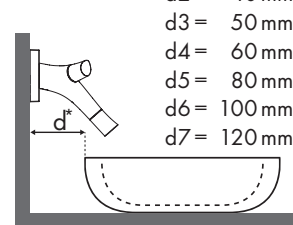
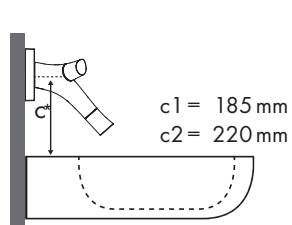
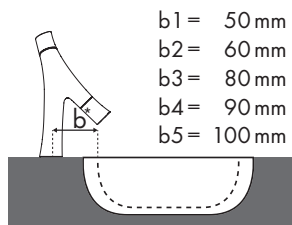
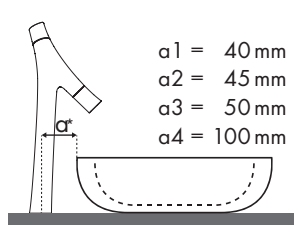
Welche Axor Citterio E Armatur passt zu welchem Waschbecken?

Burgbad

Axor Citterio E		Crono		
		1214 x 500	770x450	690x390
		●	⊗	⊗
		#MWWVD121	#MBA0020	#MBA0010
	#36101000	✓		
	#36102000	✓		
	#36103000	✓		
	#36104000	✓	✓a1	✓a1
	#36108000 #36116000	✓		

Axor Citterio E		Crono		
		1214 x 500	770x450	690x390
		●	⊗	⊗
		#MWWVD121	#MBA0020	#MBA0010
	#36106000 #36114000	✓ ^{c2} _{d1}	✓ ^{c2} _{d1}	✓ ^{c2} _{d5}
	#36107000 #36115000	✓ ^{c2} _{d1}	✓ ^{c2} _{d1}	✓ ^{c2} _{d5}

Legende

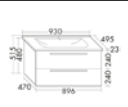
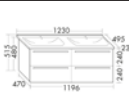







✓ = Kombination empfohlen | ● = Hahnloch durchgestochen | ○ = Hahnloch vorgestochen | ⊗ = ohne Hahnloch

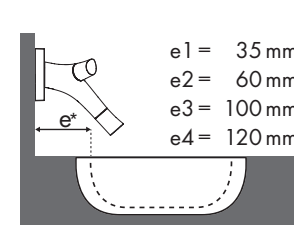
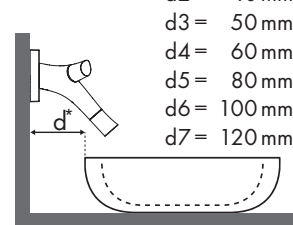
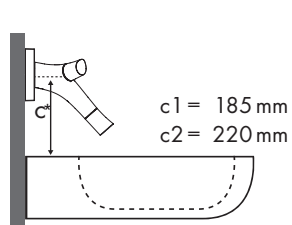
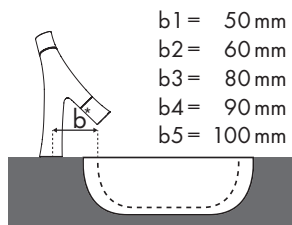
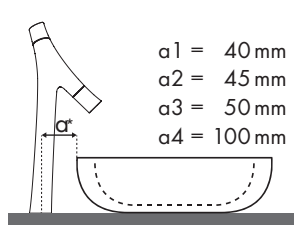


Welche Axor Citterio E Armatur passt zu welchem Waschbecken?

Burgbad

Essento			
		930 x 495	1230 x 495
Axor Citterio E		●	●
		#KBAA093	#KBAB123
	#36100000 #36101000	✓	✓
	#36102000	✓	✓
	#36103000	✓	✓
	#36104000		✓
	#36108000 #36116000	✓	✓

Legende













✓ = Kombination empfohlen | ● = Hahnloch durchgestochen | ○ = Hahnloch vorgestochen | ⊗ = ohne Hahnloch



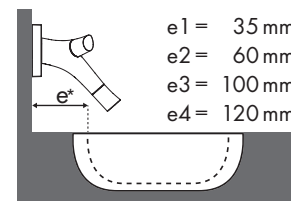
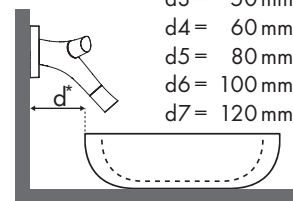
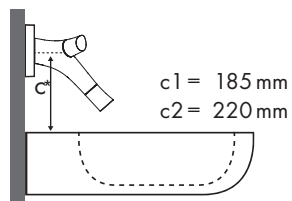
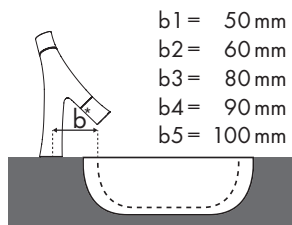
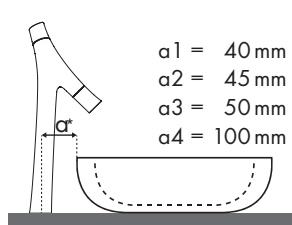
Welche Axor Citterio E Armatur passt zu welchem Waschbecken?

Burgbad

		Max 1	
			
		906 x 506	710 x 385
Axor Citterio E		● ● #SENA091 #SENB091	⊗ #KBAF070
	#36101000	✓	
	#36102000	✓	
	#36103000	✓	✓a1
	#36104000		✓a1
	#36108000 #36116000	✓	✓a1

		Max 1	
			
		710 x 385	
Axor Citterio E		⊗ #KBAF070	
	#36106000 #36114000	✓	$\begin{matrix} c2 \\ d3 \end{matrix}$
	#36107000 #36115000	✓	$\begin{matrix} c2 \\ d3 \end{matrix}$

Legende



✓ = Kombination empfohlen | ● = Hahnloch durchgestochen | ○ = Hahnloch vorgestochen | ⊗ = ohne Hahnloch

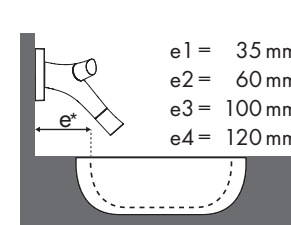
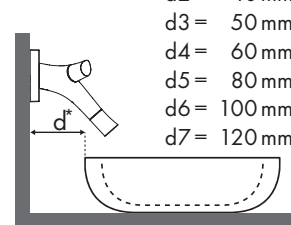
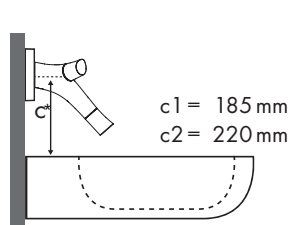
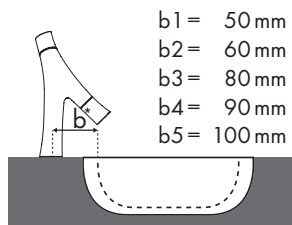
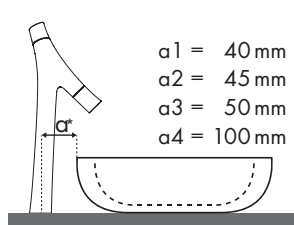


Welche Axor Citterio E Armatur passt zu welchem Waschbecken?

Burgbad

Max 2 Axor Citterio E			
		906 x 506	1330 x 495
		● ● #SENA093 #SENB093	● #KBAE133
	#36101000	✓	✓
	#36102000	✓	✓
	#36103000	✓	✓
	#36104000	✓	✓
	#36108000 #36116000	✓	✓

Legende



✓ = Kombination empfohlen | ● = Hahnloch durchgestochen | ○ = Hahnloch vorgestochen | ⊗ = ohne Hahnloch



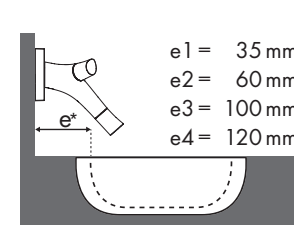
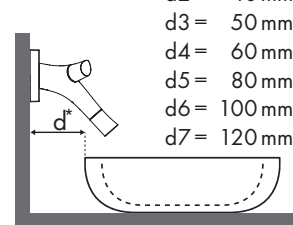
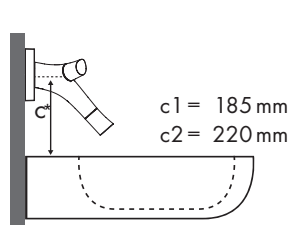
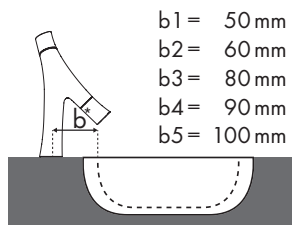
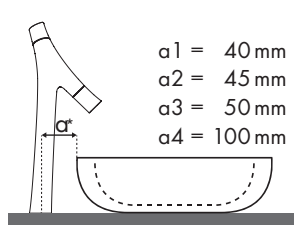
Welche Axor Citterio E Armatur passt zu welchem Waschbecken?

Burgbad

Axor Citterio E		Orell		
		630 x 440	930 x 440	1230 x 500
		●	●	●
		# MWWDQ063	# MWWDS093	# MWWDS123
	# 36101000	✓	✓	✓
	# 36102000	✓	✓	✓
	# 36103000	✓	✓	✓
	# 36108000 # 36116000	✓	✓	✓

Axor Citterio E		Orell		
		930 x 440	630 x 440	1230 x 500
		●	●	●
		# MWWDS093	# MWWDQ063	# MWWDS123
	# 36106000 # 36114000	✓ _{d1} ^{e2}	✓ _{d1} ^{e2}	✓ _{d1} ^{e2}
	# 36107000 # 36115000	✓ _{d1} ^{e2}	✓ _{d1} ^{e2}	✓ _{d1} ^{e2}

Legende


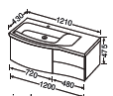





✓ = Kombination empfohlen | ● = Hahnloch durchgestochen | ○ = Hahnloch vorgestochen | ⊗ = ohne Hahnloch


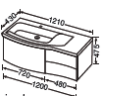





Welche Axor Citterio E Armatur passt zu welchem Waschbecken?

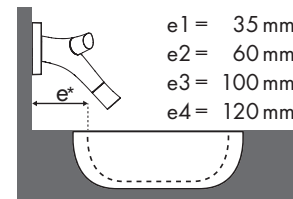
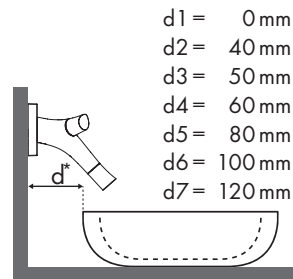
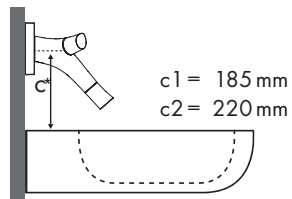
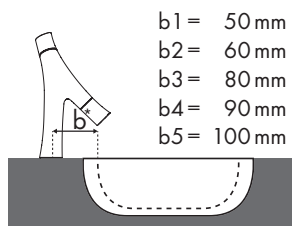
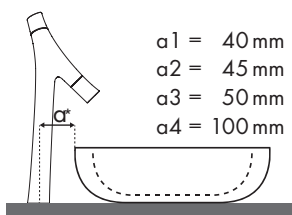
Burgbad

		
		1210 x 490
		● #WTU121E
Axor Citterio E		
	# 36101000	✓
	# 36102000	✓
	# 36103000	✓

Burgbad

		
		1210 x 490
		● #WTU121E
Axor Citterio E		
	# 36108000 # 36116000	✓
	# 36106000 # 36114000	✓ ^{c2} _{d1}
	# 36107000 # 36115000	✓ ^{c2} _{d1}

Legende



✓ = Kombination empfohlen | ● = Hahnloch durchgestochen | ○ = Hahnloch vorgestochen | ⊗ = ohne Hahnloch



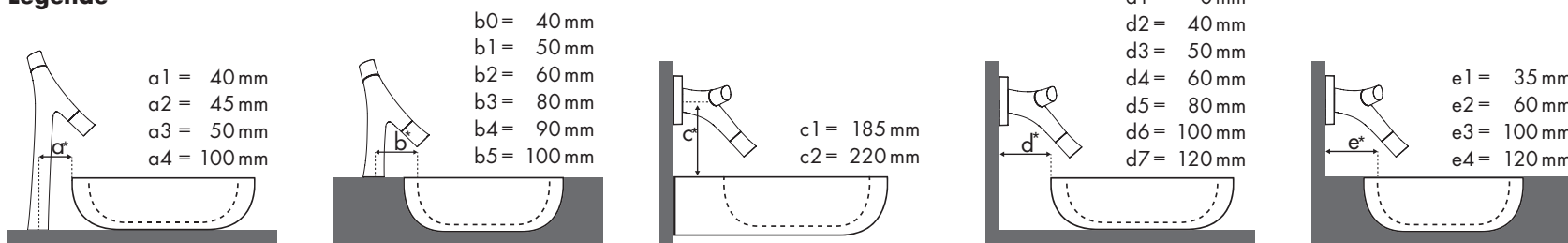
Welche Axor Citterio E Armatur passt zu welchem Waschbecken?

Duravit

2nd Floor						
		525 x 350	600 x 430	800 x 500	700 x 460	580 x 415
		#031653..00 ⊗	#049160..00 ● #049160..27	#049180..00 ● #049180..27	#049170..00 ● #049170..27	#031758..00 ⊗ #031758..29
	#36100000 #36101000	✓ b1	✓	✓	✓	
	#36102000	✓ b1	✓	✓	✓	
	#36103000	✓ b1	✓	✓	✓	✓ b0
	#36104000					✓ b0
	#36108000 #36116000		✓	✓	✓	✓ b0

2nd Floor						
		525 x 350	600 x 430	700 x 460	800 x 500	580 x 415
		#031653..00 ⊗	#049160..60 ⊗ #049160..28	#049170..60 ⊗ #049170..28	#049180..60 ⊗ #049180..28	#031758..00 ⊗ #031758..29
	#36106000 #36114000	✓ e2 d2	✓ d1	✓ d1	✓ d1	✓ d3
	#36107000 #36115000	✓ e2	✓ d1	✓ d1	✓ d1	✓ d3

Legende



✓ = Kombination empfohlen | ● = Hahnloch durchgestochen | ○ = Hahnloch vorgestochen | ⊗ = ohne Hahnloch

Alle Angaben in mm.

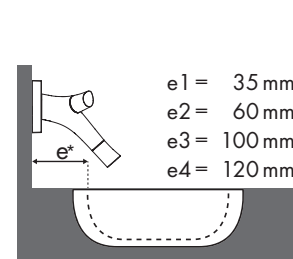
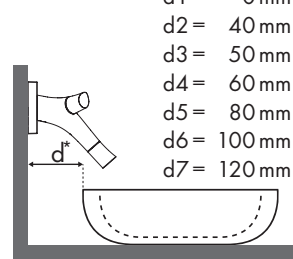
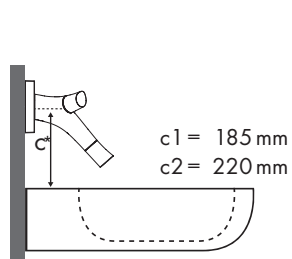
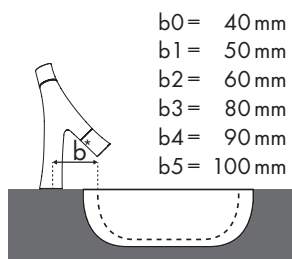
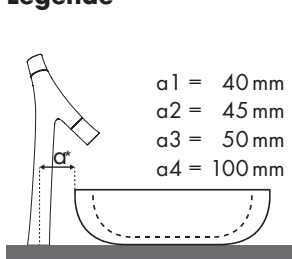


Welche Axor Citterio E Armatur passt zu welchem Waschbecken?

Duravit

Architec					
		Ø 275	575 x 520	575 x 520	575 x 520
		⊗	○	● ●	○
Axor Citterio E		#031927..00	#045058..00	#044958..08 #044958..09	#044958..00
	#3610000 #3610100	✓ b2	✓	✓	✓
	#3610200	✓ b2	✓	✓	✓
	#3610300		✓	✓	✓
	#3610600 #36114000		✓ d1		✓ d1
	#3610700 #36115000		✓ d1		✓ d1

Legende









✓ = Kombination empfohlen | ● = Hahnloch durchgestochen | ○ = Hahnloch vorgestochen | ⊗ = ohne Hahnloch

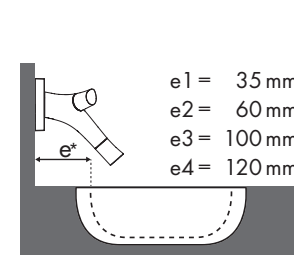
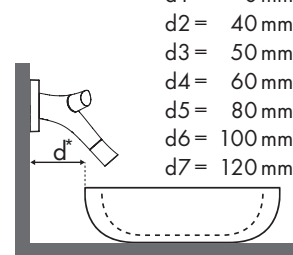
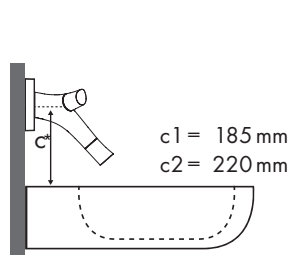
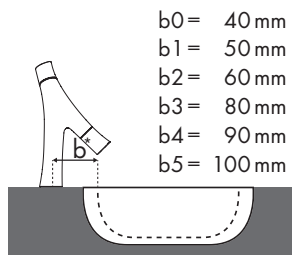
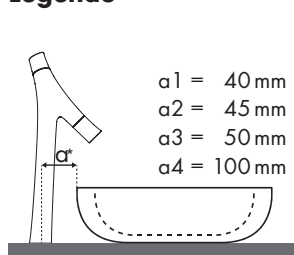


Welche Axor Citterio E Armatur passt zu welchem Waschbecken?

Duravit

Bacino				
		Ø 420	420 x 420	550 x 420
		⊗	⊗	⊗
Axor Citterio E		# 032542..00	# 033342..00	# 033452..00
	# 36104000	✓ a1	✓ a1	✓ a1
	# 36106000 # 36114000		✓ d4 d2	✓ d3 d2
	# 36107000 # 36115000		✓ d4 d2	✓ d3 d2

Legende



✓ = Kombination empfohlen | ● = Hahnloch durchgestochen | ○ = Hahnloch vorgestochen | ⊗ = ohne Hahnloch

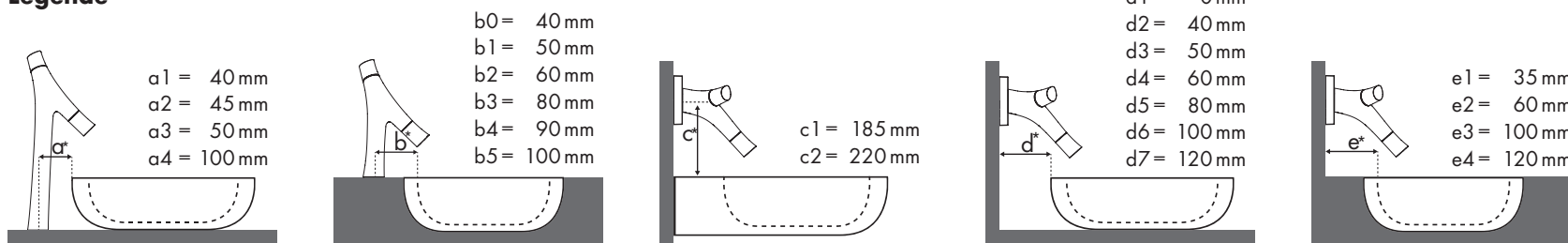


Welche Axor Citterio E Armatur passt zu welchem Waschbecken?

Duravit

Darling New						
		Ø 470	1030 x 545	830 x 545	470 x 345	520 x 600
		●	●	●	●	●
Axor Citterio E		#049747..00	#049910..00	#049983..00	#073147..00	#262160..00
	#36100000 #36101000	✓	✓	✓	✓	✓
	#36102000	✓	✓	✓	✓	✓
	#36103000	✓	✓	✓		✓
	#36108000 #36116000		✓	✓		✓

Legende



✓ = Kombination empfohlen | ● = Hahnloch durchgestochen | ○ = Hahnloch vorgestochen | ⊗ = ohne Hahnloch

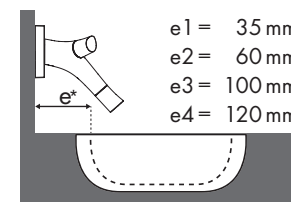
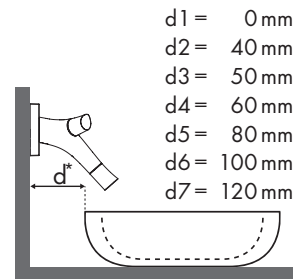
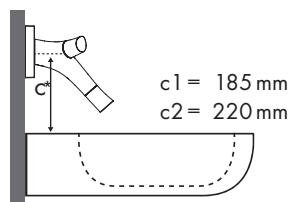
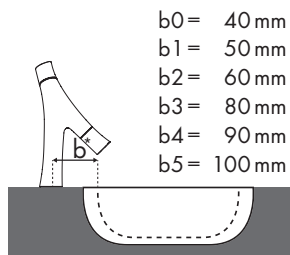
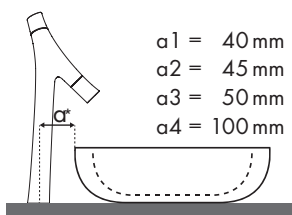


Welche Axor Citterio E Armatur passt zu welchem Waschbecken?

Duravit

DuraStyle Axor Citterio E											
		370 x 370	450 x 335	550 x 440	600 x 440	650 x 440	1000 x 480	430 x 430	Ø 430	600 x 380	450 x 335
		⊗ #037337..00	● #070845..00	● #231955..00	● #231960..00	● #231965..00	● #232010..00	⊗ #034943..00	⊗ #262943..00	⊗ #034960..00	⊗ #263152..30
	#36100000	✓ b1		✓	✓	✓	✓				✓
	#36101000	✓ b1		✓	✓	✓	✓		✓ b0		✓
	#36102000	✓ b1	✓	✓	✓	✓	✓				
	#36103000						✓	✓ a1	✓ b0		
	#36104000							✓ a1		✓ a1	
	#36108000 #36116000			✓	✓	✓	✓		✓ b0		

Legende



✓ = Kombination empfohlen | ● = Hahnloch durchgestochen | ○ = Hahnloch vorgestochen | ⊗ = ohne Hahnloch

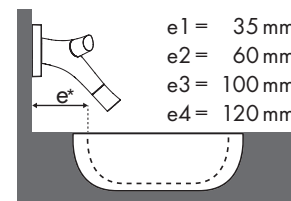
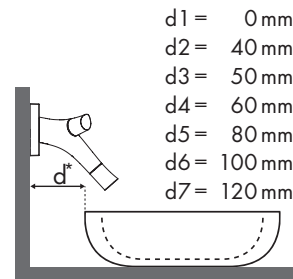
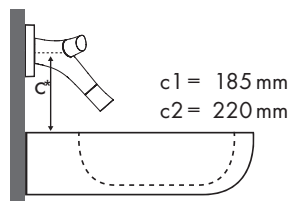
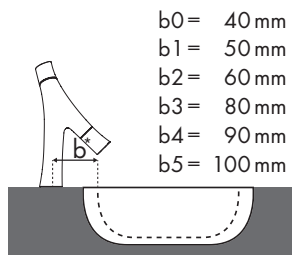
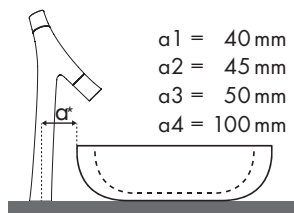


Welche Axor Citterio E Armatur passt zu welchem Waschbecken?

Duravit

DuraStyle Axor Citterio E				
		370 x 370	600 x 380	450 x 335
		⊗ #037337..00	⊗ #034960..00	⊗ #263152..30
	#36106000 #36114000	✓ ^{c2} e2	✓ ^{c2} d3	✓ ^{d1} d2
	#36107000 #36115000	✓ ^{c2} e2	✓ ^{c2} d3	✓ ^{d1} d2

Legende









✓ = Kombination empfohlen | ● = Hahnloch durchgestochen | ○ = Hahnloch vorgestochen | ⊗ = ohne Hahnloch

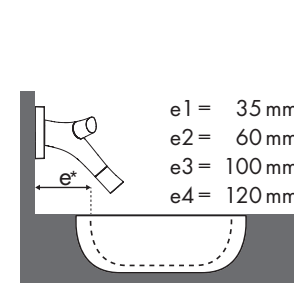
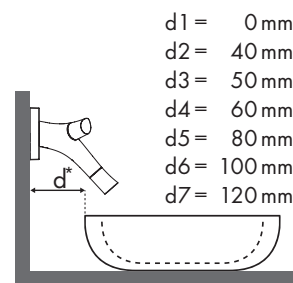
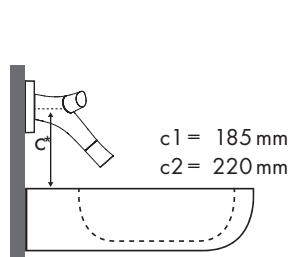
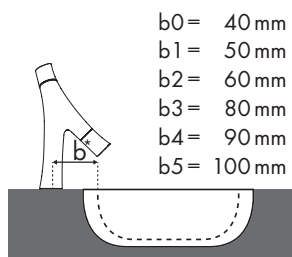
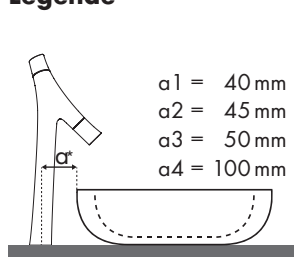


Welche Axor Citterio E Armatur passt zu welchem Waschbecken?

Duravit

Axor Citterio E	Esplanade	
		Möbel- waschtisch
		 # 262260..00
	# 36100000 # 36101000	✓
	# 36102000	✓
	# 36103000	✓
	# 36108000 # 36116000	✓

Legende



✓ = Kombination empfohlen | ● = Hahnloch durchgestochen | ○ = Hahnloch vorgestochen | ⊗ = ohne Hahnloch

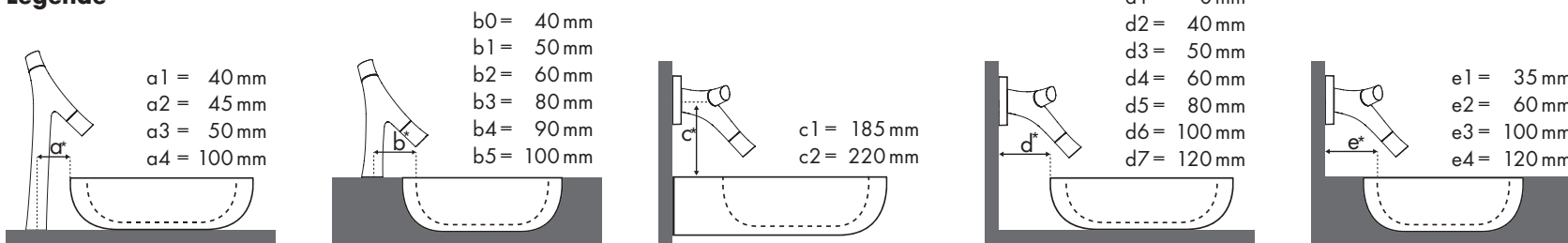


Welche Axor Citterio E Armatur passt zu welchem Waschbecken?

Duravit

Happy D. 2 Axor Citterio E								
	480 x 345	600 x 400	500 x 360	500 x 360	600 x 460	600 x 475	1000 x 505	400 x 400
	#045748..00 ⊗	#231460..00 ⊗	#070950..00 ●	#071050..00 ●	#231560..00 ●	#231660..00 ●	#231810..00 ●	#231440..60 ⊗
#36100000	✓ b1		✓	✓	✓	✓	✓	
#36101000								
#36102000	✓ b1		✓	✓	✓	✓	✓	
#36103000	✓ b1	✓ a2			✓	✓	✓	✓ a1
#36104000		✓ a2					✓	✓ a1
#36108000 #36116000						✓	✓	

Legende










✓ = Kombination empfohlen | ● = Hahnloch durchgestochen | ○ = Hahnloch vorgestochen | ⊗ = ohne Hahnloch

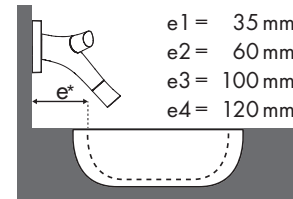
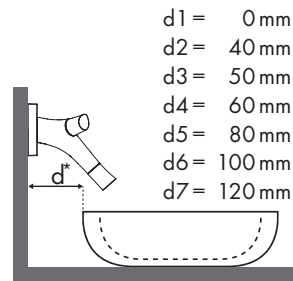
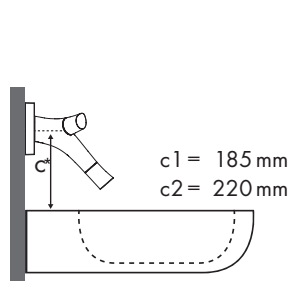
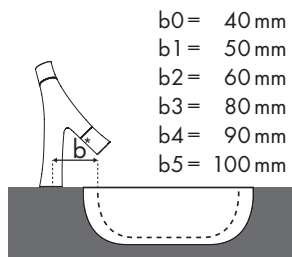
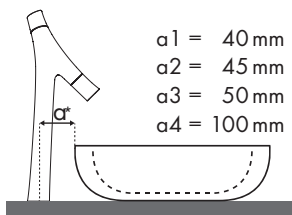


Welche Axor Citterio E Armatur passt zu welchem Waschbecken?

Duravit

Happy D. 2 Axor Citterio E					
	480 x 345	600 x 400	600 x 460	600 x 475	1000 x 505
	⊗ #045748..00	⊗ #231460..00	⊗ #231560..60	⊗ #231660..60	⊗ #231810..60
	#36106000 #36114000 ✓ c2 e2	✓ d2	✓ d1	✓ d1	✓ d1
	#36107000 #36115000 ✓ c2 e2	✓ d2	✓ d1	✓ d1	✓ d1

Legende











✓ = Kombination empfohlen | ● = Hahnloch durchgestochen | ○ = Hahnloch vorgestochen | ⊗ = ohne Hahnloch







Welche Axor Citterio E Armatur passt zu welchem Waschbecken?

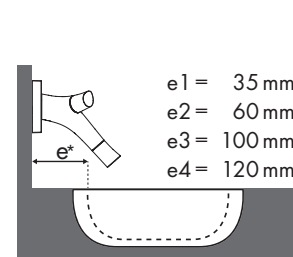
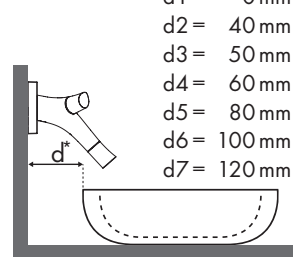
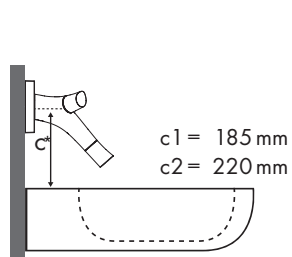
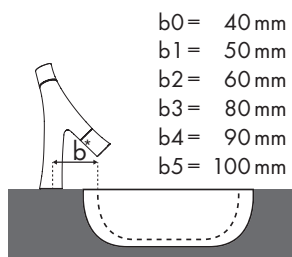
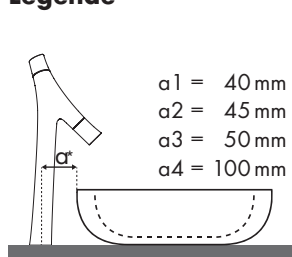
Duravit

ME by Starck				
		650 x 490	820 x 485	450 x 310
		●	●	●
Axor Citterio E		# 233565..00	# 233683..00	# 071945..00
	# 36100000 # 36101000	✓	✓	
	# 36102000	✓	✓	✓
	# 36103000	✓	✓	
	# 36104000		✓	
	# 36108000 # 36116000	✓	✓	

Duravit

ME by Starck			
		500 x 260	489 x 365
		●	●
Axor Citterio E		# 233565..00	# 233683..00
	# 36106000 # 36114000	✓ d1	✓ d1
	# 36107000 # 36115000	✓ d1	✓ d1

Legende



✓ = Kombination empfohlen | ● = Hahnloch durchgestochen | ○ = Hahnloch vorgestochen | ⊗ = ohne Hahnloch



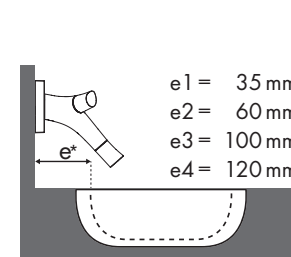
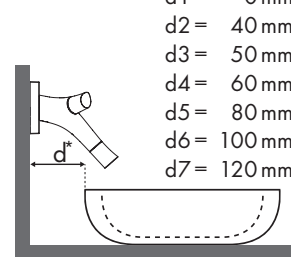
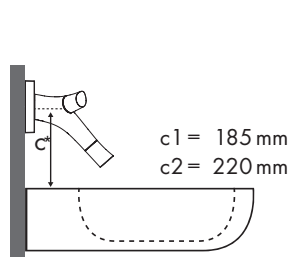
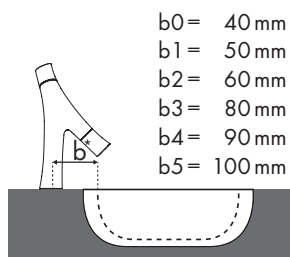
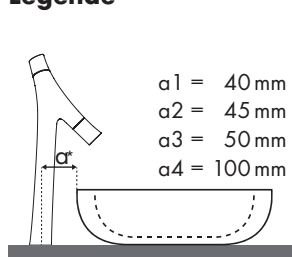
Welche Axor Citterio E Armatur passt zu welchem Waschbecken?

Duravit

Pura Vida 					
		500 x 420	600 x 465	700 x 500	700 x 465
		●	●	●	⊗
Axor Citterio E		#072050..00	#270160..00	#270170..00	#036970..00
	#36101000	✓		✓	
	#36102000	✓	✓	✓	
	#36103000		✓	✓	✓ a1
	#36104000				✓ a1
	#36108000 #36116000		✓	✓	✓ a1

Pura Vida 		
		700 x 465
		⊗
Axor Citterio E		#036970..00
	#36106000 #36114000	✓ d2
	#36107000 #36115000	✓ d2

Legende











✓ = Kombination empfohlen | ● = Hahnloch durchgestochen | ○ = Hahnloch vorgestochen | ⊗ = ohne Hahnloch

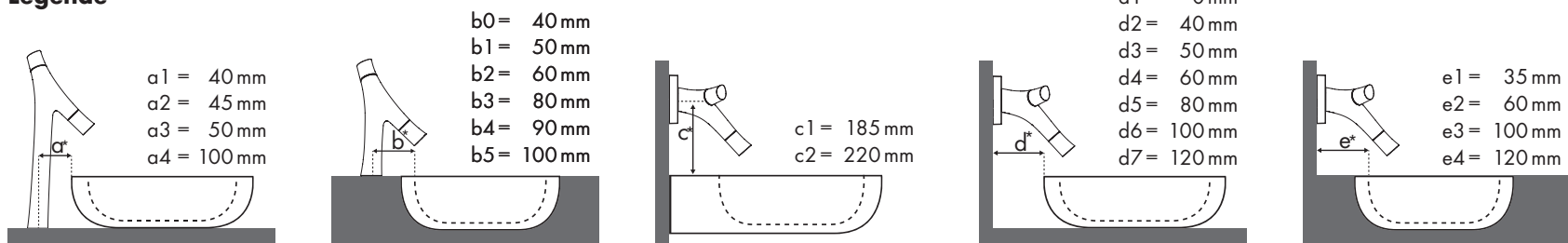


Welche Axor Citterio E Armatur passt zu welchem Waschbecken?

Duravit

Starck 1 Axor Citterio E						
		Ø 470	470 x 470	470 x 470	Ø 460	Ø 530
		⊗	●	⊗	⊗	⊗
	# 36103000		✓			
	# 36104000	✓ a1	✓		✓ a2	✓ a1
	# 36106000 # 36114000	✓ d2		✓ d2	✓ d2/d3	✓ d2/d3
	# 36107000 # 36115000	✓ d2		✓ d2	✓ d2/d3	✓ d2/d3

Legende









✓ = Kombination empfohlen | ● = Hahnloch durchgestochen | ○ = Hahnloch vorgestochen | ⊗ = ohne Hahnloch

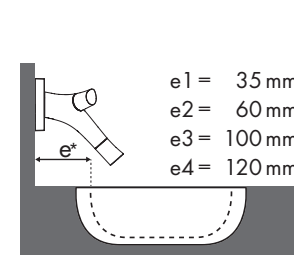
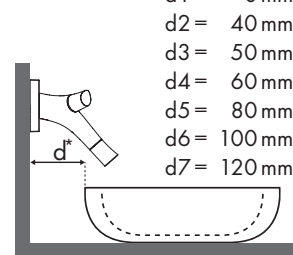
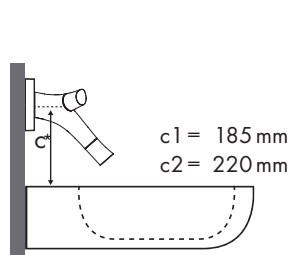
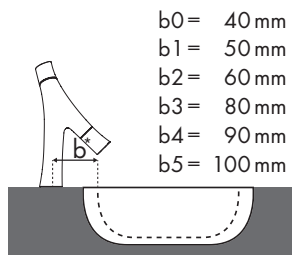
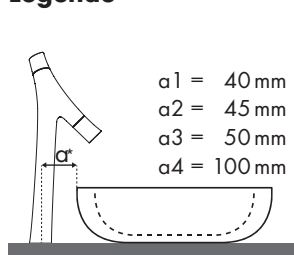


Welche Axor Citterio E Armatur passt zu welchem Waschbecken?

Duravit

Starck 2	
	440 x 400
	# 232 44..00 ⊗
Axor Citterio E	
	# 36100000 # 36101000 ✓
	# 36103000 ✓
	# 36104000 ✓
	# 36106000 # 36114000 ✓ ^{c2} _{d4}
	# 36107000 # 36115000 ✓ ^{c2} _{d4}

Legende



✓ = Kombination empfohlen | ● = Hahnloch durchgestochen | ○ = Hahnloch vorgestochen | ⊗ = ohne Hahnloch



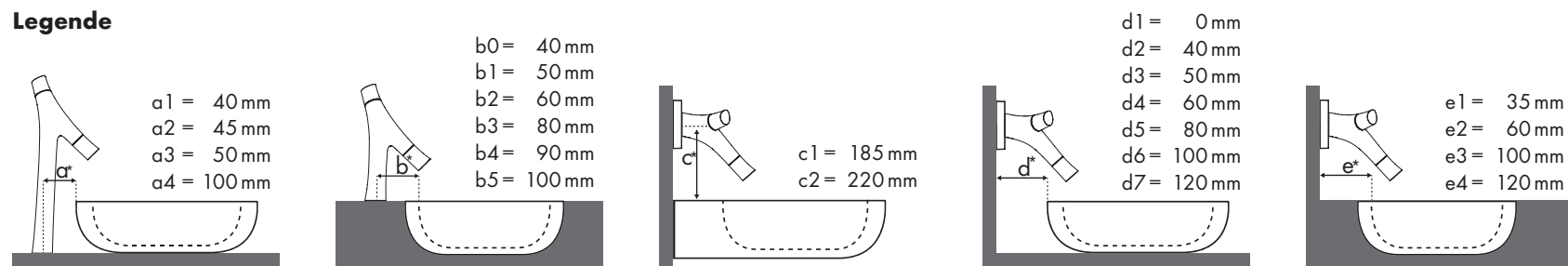
Welche Axor Citterio E Armatur passt zu welchem Waschbecken?

Duravit

Starck 3 								
		500 x 260	489 x 365	530 x 400	650 x 485	700 x 490	850 x 485	1050 x 485
		○	●	●	●	●	●	●
Axor Citterio E		#075150..00	#030249..00	#030549..00	#030065..00	#030470..00	#030480..00	#030410..00
	#36100000 #36101000	✓	✓	✓ b1	✓	✓	✓	✓
	#36102000	✓	✓	✓ b1	✓	✓	✓	✓
	#36103000		✓		✓	✓	✓	✓
	#36108000 #36116000		✓	✓ b1	✓	✓	✓	✓

Starck 3 		
		530 x 400
		●
Axor Citterio E		#030549..00
	#36106000 #36114000	✓ ^{c2} _{e2}
	#36107000 #36115000	✓ ^{c2} _{e2}

Legende










✓ = Kombination empfohlen | ● = Hahnloch durchgestochen | ○ = Hahnloch vorgestochen | ⊗ = ohne Hahnloch








Alle Angaben in mm.



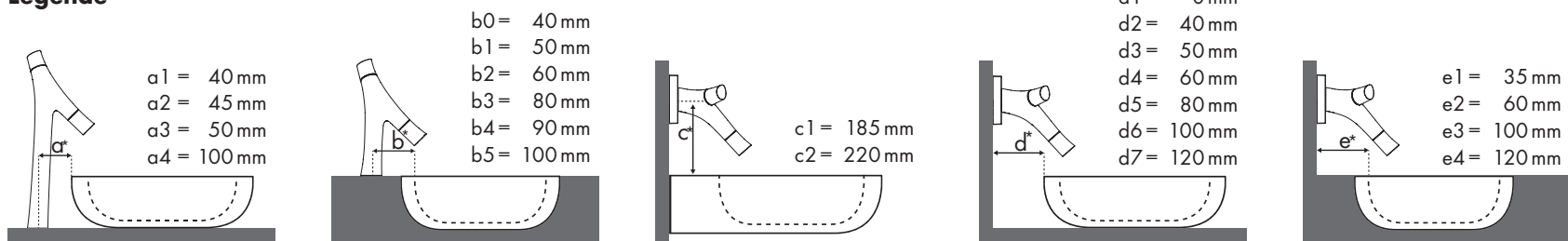
Welche Axor Citterio E Armatur passt zu welchem Waschbecken?

Duravit

Vero							
		250 x 450	500 x 250		485 x 315	595 x 465	550 x 465
		●	●●	●●○	⊗	●	●
Axor Citterio E		#070225..00	#070350..08 #070350..09	#070350..00	#033048..00 #033048..22	#045260..00 #045260..30	#031555..00 #031555..30 #031555..60
	#36100000 #36101000	✓	✓	✓	✓ b1	✓	✓
	#36102000	✓	✓	✓	✓ b1	✓	✓
	#36103000				✓ b1	✓	✓

Vero						
		485 x 315	595 x 465	550 x 465	800 x 470	
		⊗	●	●	●	●
Axor Citterio E		#033048..00 #033048..22	#045260..00 #045260..30	#045260..60	#031555..00 #031555..30 #031555..60	#045480..00 #045480..27
	#36108000 #36116000	✓ b1	✓		✓	✓
	#36106000 #36114000	✓ e2	✓ d2		✓ d2	
	#36107000 #36115000	✓ e2	✓ d2		✓ d2	

Legende



✓ = Kombination empfohlen | ● = Hahnloch durchgestochen | ○ = Hahnloch vorgestochen | ⊗ = ohne Hahnloch

Alle Angaben in mm.

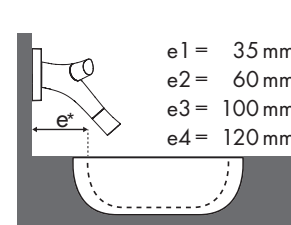
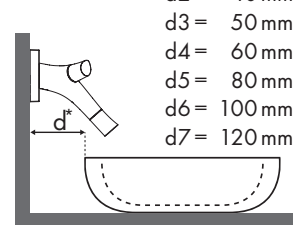
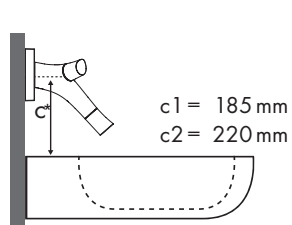
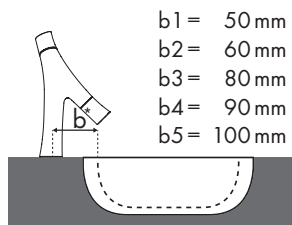
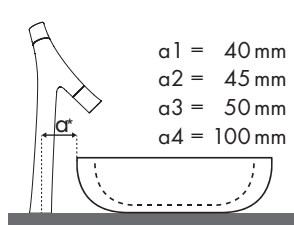


Welche Axor Citterio E Armatur passt zu welchem Waschbecken?

Ideal Standard

Moments				
		515x900	515x650	375x500
		○	○	●
Axor Citterio E		#K0715 XX	#K0717 XX	#K0718 XX
	#36100000 #36101000	✓	✓	✓
	#36102000	✓	✓	✓
	#36103000	✓	✓	
	#36108000 #36116000	✓	✓	

Legende



✓ = Kombination empfohlen | ● = Hahnloch durchgestochen | ○ = Hahnloch vorgestochen | ⊗ = ohne Hahnloch



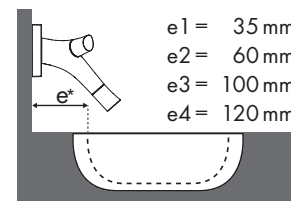
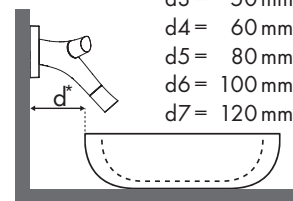
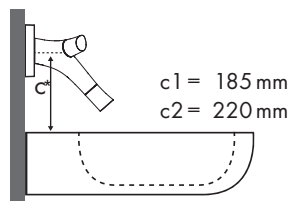
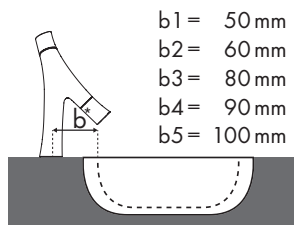
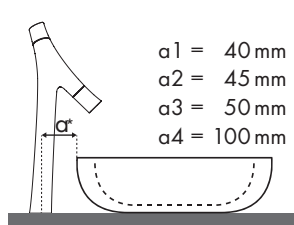
Welche Axor Citterio E Armatur passt zu welchem Waschbecken?

Ideal Standard

		650 x 500	550 x 355
		●	⊗
		# T 0156 XX	# T 0126 XX
	# 36101000	✓	
	# 36102000	✓	
	# 36103000	✓	✓ ^{a1}
	# 36104000		✓ ^{a1}
	# 36108000 # 36116000	✓	

		650 x 500	
		●	
		# T 0156 XX	
	# 36106000 # 36114000		✓ ^{c2} d1
	# 36107000 # 36115000		✓ ^{c2} d1

Legende

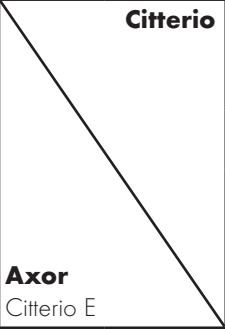









✓ = Kombination empfohlen | ● = Hahnloch durchgestochen | ○ = Hahnloch vorgestochen | ⊗ = ohne Hahnloch

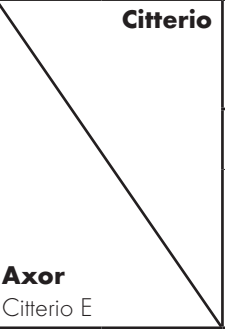





Welche Axor Citterio E Armatur passt zu welchem Waschbecken?

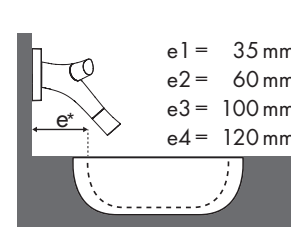
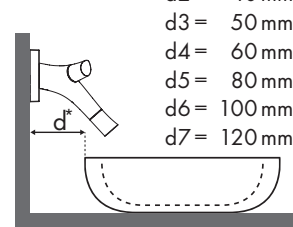
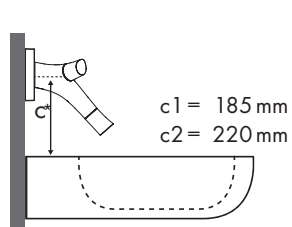
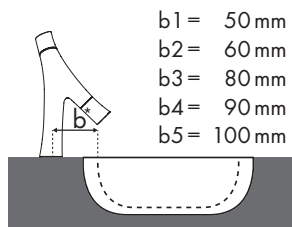
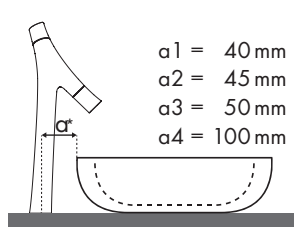
Keramag

 Citterio Axor Citterio E				
		600 x 500	900 x 500	560 x 400
		● # 123560	● # 123590	⊗ # 123555 ⊗ # 123655
	# 36101000	✓	✓	
	# 36102000	✓	✓	
	# 36103000	✓	✓	
	# 36104000			✓ a1

Keramag

 Citterio Axor Citterio E		
		560 x 400
		⊗ # 123555 ⊗ # 123655
	# 36106000 # 36114000	✓ d2
	# 36107000 # 36115000	✓ d2

Legende










✓ = Kombination empfohlen | ● = Hahnloch durchgestochen | ○ = Hahnloch vorgestochen | ⊗ = ohne Hahnloch









Welche Axor Citterio E Armatur passt zu welchem Waschbecken?

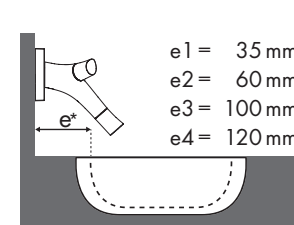
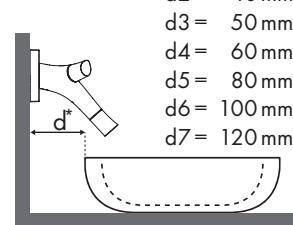
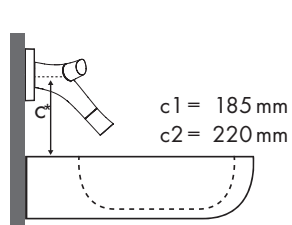
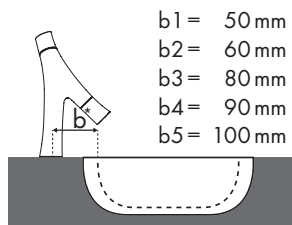
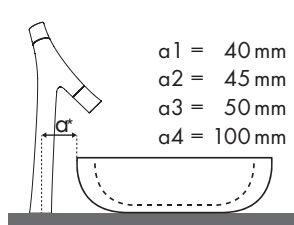
Keramag

 iCon				
		500 x 485	600 x 485	900 x 485
		●	●	●
Axor Citterio E		# 124050	# 124060	# 124090
	# 36100000 # 36101000	✓	✓	✓
	# 36102000	✓	✓	✓
	# 36103000	✓	✓	✓

Keramag

 iCon			
		600 x 485	900 x 485
		●	●
Axor Citterio E		# 124060	# 124090
	# 36108000 # 36108000	✓	✓
	# 36106000 # 36114000	✓ ^{d1}	✓ ^{d1}
	# 36107000 # 36115000	✓ ^{d1}	✓ ^{d1}

Legende



✓ = Kombination empfohlen | ● = Hahnloch durchgestochen | ○ = Hahnloch vorgestochen | ⊗ = ohne Hahnloch



Welche Axor Citterio E Armatur passt zu welchem Waschbecken?

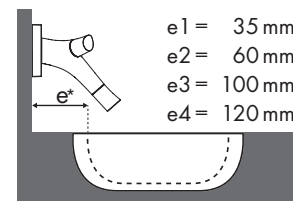
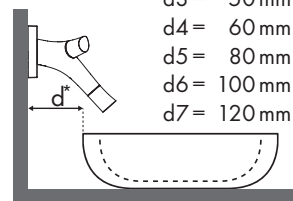
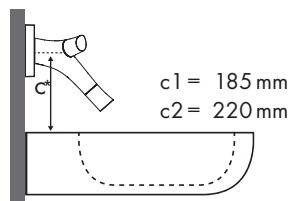
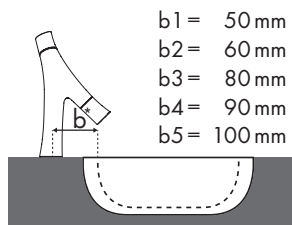
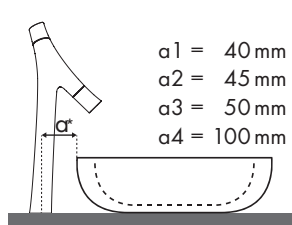
Keramag

 Axor Citterio E							
		400 x 280	600 x 400	750 x 480	600 x 480	650 x 480	1000 x 480
		● ● # 125540 # 125440	⊗ # 245460	● # 125480	● # 125460	● # 125465	● # 125400
	# 36101000	✓	✓	✓	✓	✓	✓
	# 36102000	✓		✓	✓	✓	✓
	# 36103000		✓	✓		✓	
	# 36104000		✓ a1				
	# 36108000 # 36108000		✓ a1	✓		✓	

Keramag

 Axor Citterio E		
		600 x 400
		⊗ # 245460
	# 36106000 # 36114000	✓ $\frac{d2}{d6}$
	# 36107000 # 36115000	✓ $\frac{d2}{d6}$

Legende












✓ = Kombination empfohlen | ● = Hahnloch durchgestochen | ○ = Hahnloch vorgestochen | ⊗ = ohne Hahnloch

Alle Angaben in mm.






Welche Axor Citterio E Armatur passt zu welchem Waschbecken?

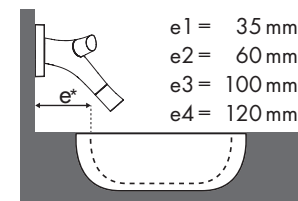
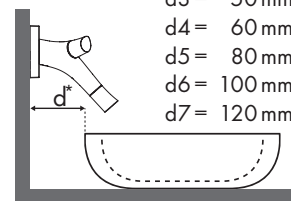
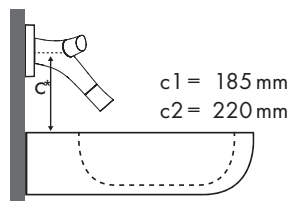
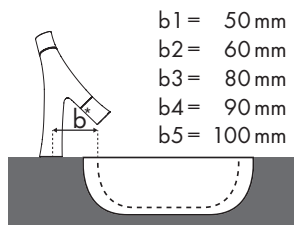
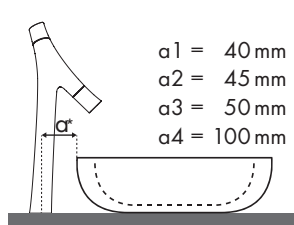
Keramag

Axor Citterio E		Silk			
					
		400 x 295	570 x 427	600 x 470	1000 x 470
		○	●	●	●
		# 121640	# 121650	# 121660	# 121600
	# 36100000			✓	✓
	# 36101000		✓	✓	✓
	# 36102000	✓	✓	✓	✓
	# 36103000		✓	✓	✓
	# 36108000 # 36116000			✓	
	# 36106000 # 36114000			✓ ^{d1}	✓ ^{d1}

Keramag

Axor Citterio E		Silk	
			
		600 x 470	1000 x 470
		●	●
		# 121660	# 121600
	# 36107000 # 36115000	✓ ^{c2} _{d1}	✓ ^{c2} _{d1}

Legende









✓ = Kombination empfohlen | ● = Hahnloch durchgestochen | ○ = Hahnloch vorgestochen | ⊗ = ohne Hahnloch

Alle Angaben in mm.

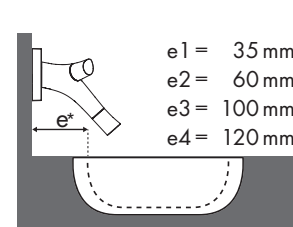
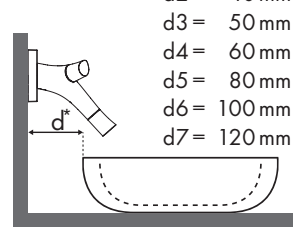
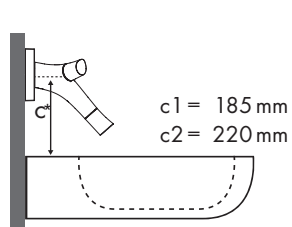
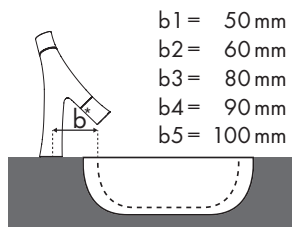
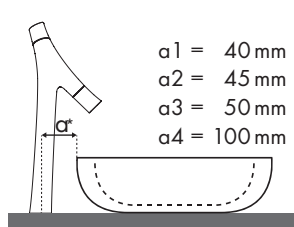


Welche Axor Citterio E Armatur passt zu welchem Waschbecken?

Laufen

Pro		
	600 x 400	
	# 8116952/112 ⊗	
Axor Citterio E		
	# 36103000	✓ a1
	# 36104000	✓ a1
	# 36108000 # 36116000	✓ a1
	# 36106000 # 36114000	✓ c2 d3
	# 36107000 # 36115000	✓ c2 d3

Legende



✓ = Kombination empfohlen | ● = Hahnloch durchgestochen | ○ = Hahnloch vorgestochen | ⊗ = ohne Hahnloch



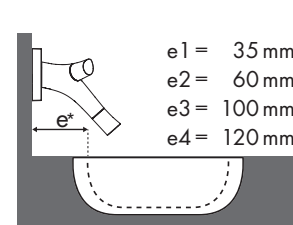
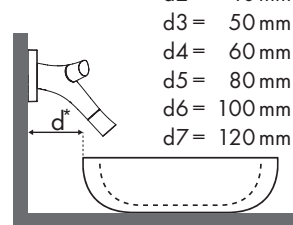
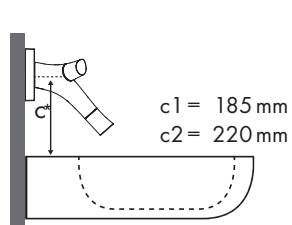
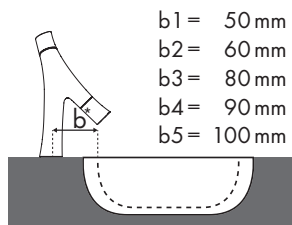
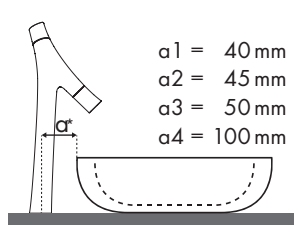
Welche Axor Citterio E Armatur passt zu welchem Waschbecken?

Laufen

Pro S 						
		450 x 340	525 x 400	600 x 380	850 x 480	
		● ● #811951/104 #811951/156	⊗ ⊗ #811961/109 #811961/155	● #812953/104	● #813956/104	
Axor Citterio E						
		#36100000 #36101000	✓	✓ b1	✓	✓
		#36102000	✓	✓ b1	✓	✓
		#36103000			✓	✓
	#36108000 #36116000		✓ b1		✓	

Pro S 					
		525 x 400	600 x 380	850 x 480	
		⊗ ⊗ #811961/109 #811961/155	● #812953/104	● #813956/104	
Axor Citterio E					
		#36106000 #36114000	✓ c2 e2	✓ c2 d4	✓ c2 d1
		#36107000 #36115000	✓ c2 e2	✓ c2 d4	✓ c2 d1

Legende



✓ = Kombination empfohlen | ● = Hahnloch durchgestochen | ○ = Hahnloch vorgestochen | ⊗ = ohne Hahnloch



Welche Axor Citterio E Armatur passt zu welchem Waschbecken?

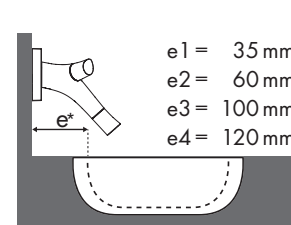
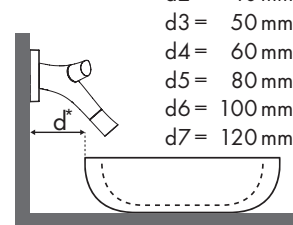
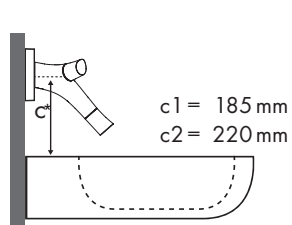
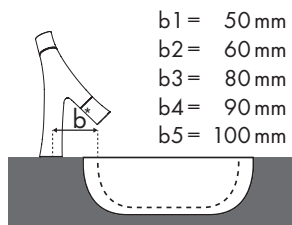
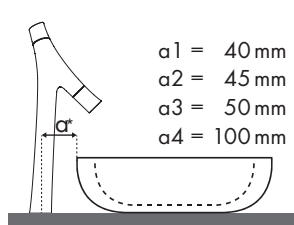
Pozzi-Ginori

 Citterio				
		600 x 500	750 x 500	560 x 400
		●	●	●
Axor Citterio E		# 75060	# 75076	# 75055
	# 36101000	✓	✓	
	# 36102000	✓	✓	
	# 36103000	✓	✓	
	# 36104000	✓		✓

Pozzi-Ginori

 Citterio		
		560 x 400
		●
Axor Citterio E		# 75055
	# 36106000 # 36114000	✓
	# 36107000 # 36115000	✓

Legende











✓ = Kombination empfohlen | ● = Hahnloch durchgestochen | ○ = Hahnloch vorgestochen | ⊗ = ohne Hahnloch

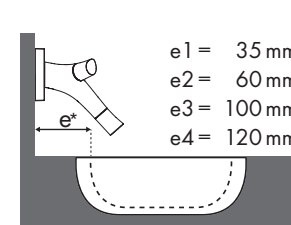
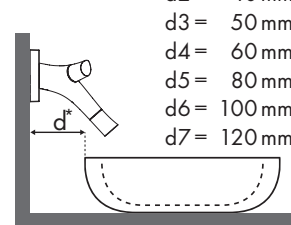
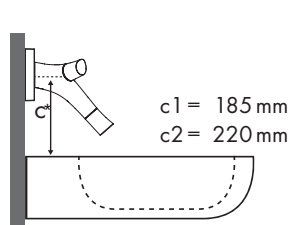
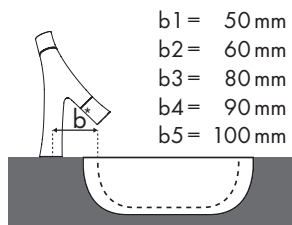
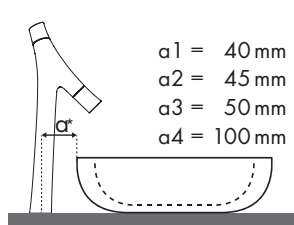


Welche Axor Citterio E Armatur passt zu welchem Waschbecken?

Pozzi-Ginori

Easy.02 			
		545 x 600	545 x 800
		●	●
Axor Citterio E		# 42060	# 42080
	# 36100000 # 36101000	✓	✓
	# 36102000	✓	✓
	# 36103000	✓	✓
	# 36104000	✓	✓
	# 36108000 # 36116000	✓	✓

Legende











✓ = Kombination empfohlen | ● = Hahnloch durchgestochen | ○ = Hahnloch vorgestochen | ⊗ = ohne Hahnloch

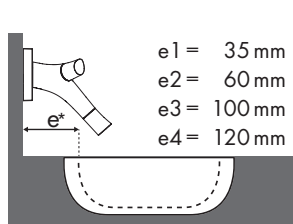
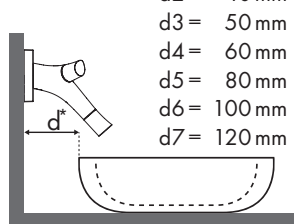
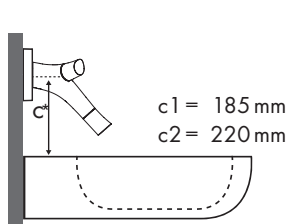
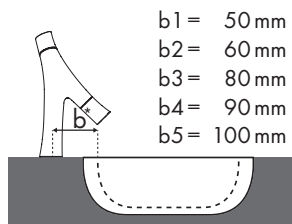
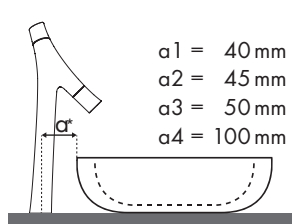


Welche Axor Citterio E Armatur passt zu welchem Waschbecken?

Roca

Khroma   Axor Citterio E		 750 x 400	 400 x 400
		⊗ #7327655000	⊗ #7327654000
 #36103000	✓ a1	✓ a1	
 #36104000	✓ a1	✓ a1	
 #36106000 #36114000	✓ c ₂ d ₄	✓ c ₂ d ₄	
 #36107000 #36115000	✓ c ₂ d ₄	✓ c ₂ d ₄	

Legende



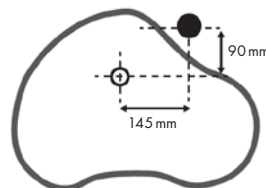
✓ = Kombination empfohlen | ● = Hahnloch durchgestochen | ○ = Hahnloch vorgestochen | ⊗ = ohne Hahnloch



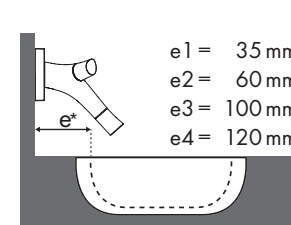
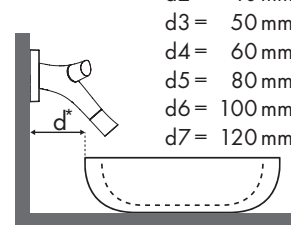
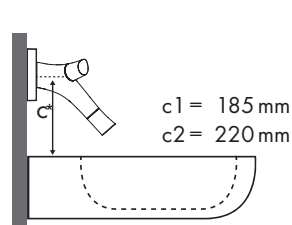
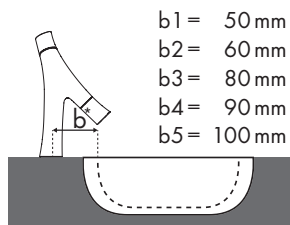
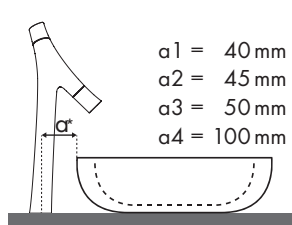
Welche Axor Citterio E Armatur passt zu welchem Waschbecken?

Roca

Urbi 					
		Ø 450	650 x 400	600 x 400	550 x 400
		#73272250000 ⊗	#73272290000 ⊗	#73272270000 ⊗	#732722A0000 ⊗
Axor Citterio E					
	#36103000			✓ 235	✓
	#36104000	✓ a1	✓ a1	✓ 250	✓
	#36106000 #36114000	✓ c2 d2			✓ c2 d2
	#36107000 #36115000	✓ c2 d2			✓ c2 d2



Legende



✓ = Kombination empfohlen | ● = Hahnloch durchgestochen | ○ = Hahnloch vorgestochen | ⊗ = ohne Hahnloch

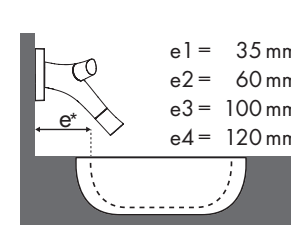
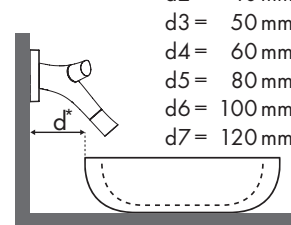
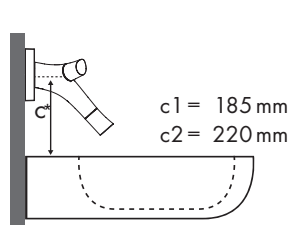
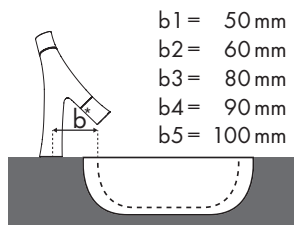
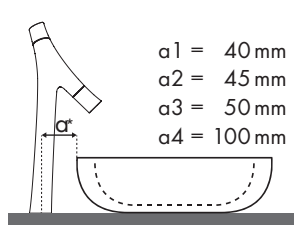


Welche Axor Citterio E Armatur passt zu welchem Waschbecken?

TOTO

MH Series Axor Citterio E			
		650 x 450	550 x 363
		●	⊗
	#LW10034G	#7327654000	
	#36100000 #36101000	✓	
	#36102000	✓	
	#36103000	✓	✓ d2
	#36104000		✓ d2

Legende















✓ = Kombination empfohlen | ● = Hahnloch durchgestochen | ○ = Hahnloch vorgestochen | ⊗ = ohne Hahnloch

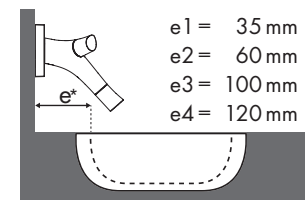
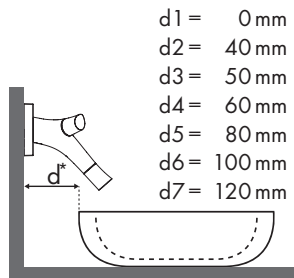
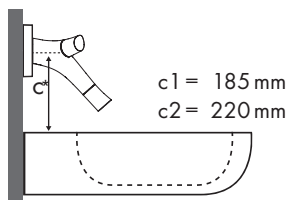
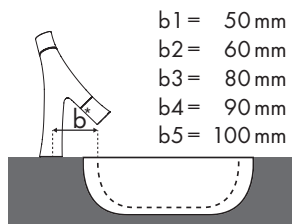
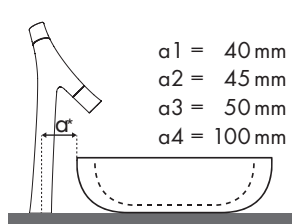


Welche Axor Citterio E Armatur passt zu welchem Waschbecken?

Villeroy & Boch

Loop & Friends Axor Citterio E													
		380 x 380		405 x 405		Ø 430		Ø 450		450 x 320		585 x 380	
		⊗	⊗	⊗	⊗	⊗	⊗	⊗	⊗	⊗	⊗	⊗	⊗
	#36100000			✓ a1				✓ a1	✓ a1				
	#36101000			✓ a1	✓ a1			✓ a1	✓ a1	✓ a1			
	#36102000			✓ a1	✓ a1			✓ a1	✓ a1	✓ a1			
	#36103000	✓ a3	✓ a3	✓ a1	✓ a1	✓ a1	✓ a1	✓ a1			✓ a1	✓ a1	
	#36104000	✓ a3	✓ a3			✓ a1	✓ a1				✓ a1	✓ a1	
	#36108000 #36116000			✓ a1				✓ a1					

Legende











✓ = Kombination empfohlen | ● = Hahnloch durchgestochen | ○ = Hahnloch vorgestochen | ⊗ = ohne Hahnloch

Alle Angaben in mm.

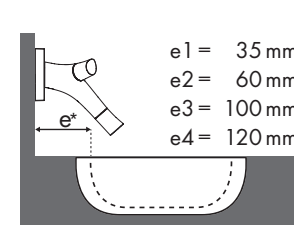
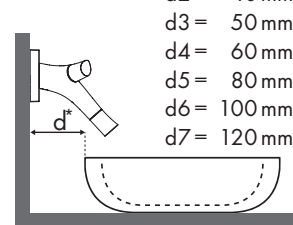
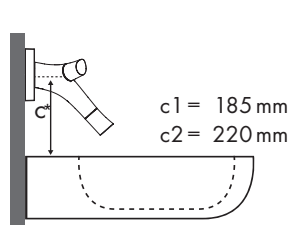
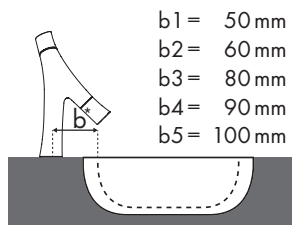
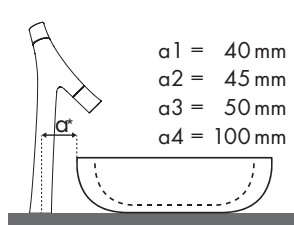


Welche Axor Citterio E Armatur passt zu welchem Waschbecken?

Villeroy & Boch

Loop & Friends Axor Citterio E													
		380 x 380		405 x 405		Ø 430		Ø 450		450 x 320		585 x 380	
		⊗	⊗	⊗	⊗	⊗	⊗	⊗	⊗	⊗	⊗	⊗	⊗
	#36106000 #36114000			✓ d3				✓ d2				✓ d4	✓ d4
	#36107000 #36115000			✓ d3				✓ d2				✓ d4	✓ d4

Legende



✓ = Kombination empfohlen | ● = Hahnloch durchgestochen | ○ = Hahnloch vorgestochen | ⊗ = ohne Hahnloch



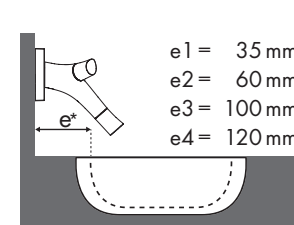
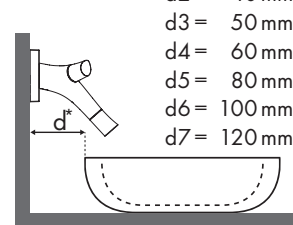
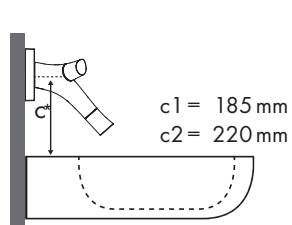
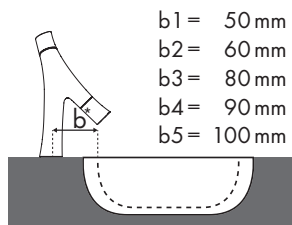
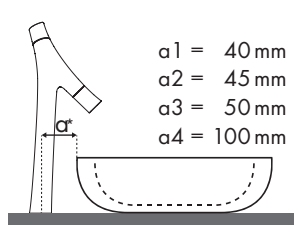
Welche Axor Citterio E Armatur passt zu welchem Waschbecken?

Villeroy & Boch

Memento					
		400x260	500 x 420	600 x 420	800 x 470
		● ● #5333 41 XX #5333 4G XX	⊗ ⊗ #5133 53 XX #5133 5F XX	● ● #5133 60 XX #5133 6L XX	● #5133 85 XX
	#36100000	✓		✓	✓
	#36101000	✓	✓	✓	✓
	#36102000	✓	✓	✓	✓
	#36103000		✓	✓	✓
	#36108000 #36116000		✓	✓	✓

Memento				
		500 x 420	600 x 420	800 x 470
		● ● #5133 53 XX #5133 5F XX	⊗ ⊗ #5133 60 XX #5133 6L XX	● ● #5133 85 XX
	#36106000 #36114000	✓ ^{d1}	✓ ^{d2}	✓ ^{d1}
	#36107000 #36115000	✓ ^{d1}	✓ ^{d2}	✓ ^{d1}

Legende










✓ = Kombination empfohlen | ● = Hahnloch durchgestochen | ○ = Hahnloch vorgestochen | ⊗ = ohne Hahnloch

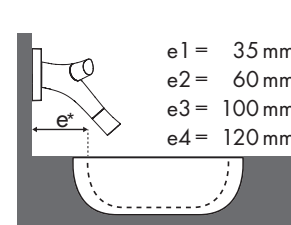
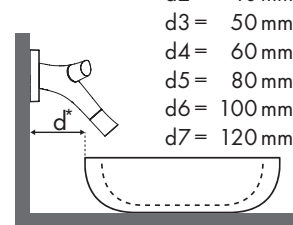
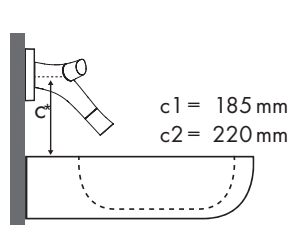
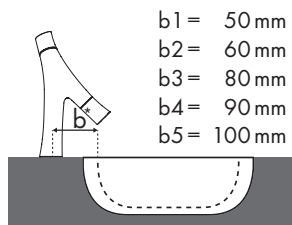
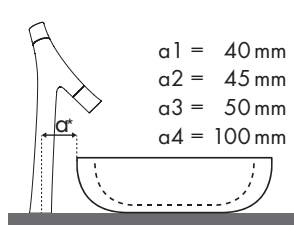


Welche Axor Citterio E Armatur passt zu welchem Waschbecken?

Villeroy & Boch

My Nature  		450 x 450	810 x 410
		⊗	⊗
		#411045 XX	#411080 XX
Axor Citterio E	 #36103000	✓ ^{a1} ✓ _{a2}	✓ ^{a1} ✓ _{a3}
	 #36104000	✓ ^{a1} ✓ _{a2}	✓ ^{a1} ✓ _{a3}
	 #36108000 #36116000		✓ ^{a1} ✓ _{a3}
	 #36106000 #36114000	✓ ^{c2} ✓ _{d2}	✓ ^{c2} ✓ _{d3}
	 #36107000 #36115000	✓ ^{c2} ✓ _{d2}	✓ ^{c2} ✓ _{d3}

Legende







✓ = Kombination empfohlen | ● = Hahnloch durchgestochen | ○ = Hahnloch vorgestochen | ⊗ = ohne Hahnloch

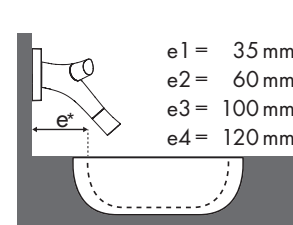
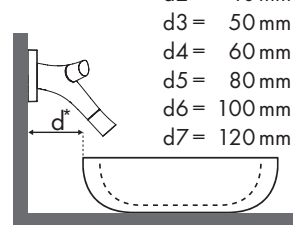
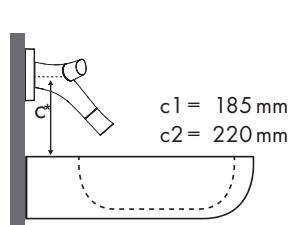
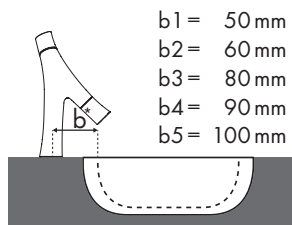
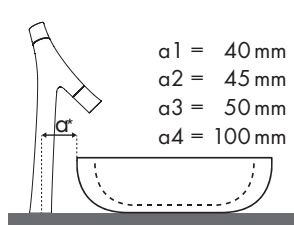


Welche Axor Citterio E Armatur passt zu welchem Waschbecken?

Villeroy & Boch

Pure Stone Axor Citterio E		
	600 x 625	
	 # 5172 61 XX	
	# 36101000	✓
	# 36102000	✓

Legende



✓ = Kombination empfohlen | ● = Hahnloch durchgestochen | ○ = Hahnloch vorgestochen | ⊗ = ohne Hahnloch

